

BMCRC-MRO Championships 2021



**TEAM RESPRO MRO 600 inc
DART MOTORSPORT CLUBMAN 600**

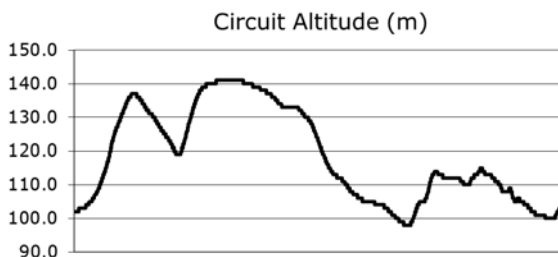
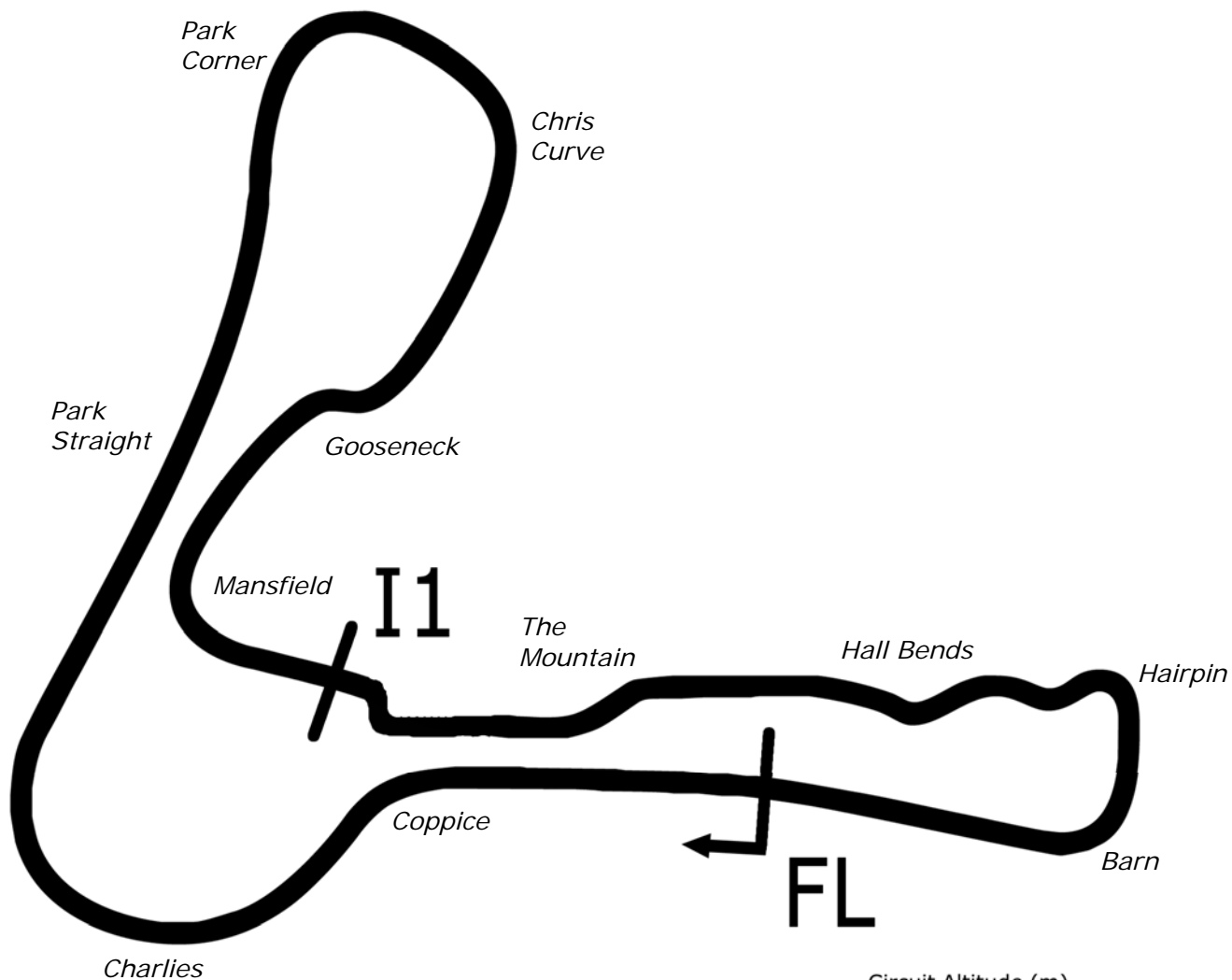
Cadwell Park

26th / 27th June 2021



Results Provided by Timing Solutions Ltd
www.tsl-timing.com

Cadwell Park



Length	2.1800 miles	3508.4 m	
FL		53.31024 N	0.05940 W
I1	2330m	53.30708 N	0.06270 W
Pit Entry	3472m	53.31103 N	0.05889 W
Pit Exit	0m after FL	53.31030 N	0.05940 W
Pit Entry-Pit Exit 92m, 6.6s @50kph, 5.5s @60kph			

All results available at www.tsl-timing.com

BMCRC - MRO Championships 2021 - Rnd 3 @ Cadwell Park

Team Respro MRO 600 & BMCRC Rookie 600

QUALIFYING - CLASSIFICATION

POS	NO	CL	PIC NAME	ENTRY	TIME	ON	LAPS	GAP	DIFF	MPH
1	321		Martin MORRIS	Kawasaki ZX6R - Morris Racing, Obsession Engineerir	1:37.436	4	4			80.54
2	9		Glenn WALSH	Yamaha R6 - Walters Medical	1:37.564	3	4	0.128	0.128	80.44
3	134		Donald GILBERT	Kawasaki ZX6R - S and N Tyres	1:37.838	4	4	0.402	0.274	80.21
4	7	C	Thomas BENSTED	Triumph DAYTONA 675R - Significant Debt Racing	1:38.464	4	4	1.028	0.626	79.70
5	818	C	Alex BARKER	Yamaha R6 - Barker Woodrow LTD	1:39.284	4	4	1.848	0.820	79.04
6	136		Callum WARD	Yamaha R6 -	1:39.413	3	4	1.977	0.129	78.94
7	188		Dawid KRAWIECKI	Yamaha R6 - Code Blue LTD & D A East Electrical	1:39.481	3	4	2.045	0.068	78.89
8	169	C	Gareth CUNNINGHAM	Yamaha R6 -	1:39.888	4	4	2.452	0.407	78.56
9	2		Andrew GILL	Kawasaki ZX6R -	1:40.048	4	4	2.612	0.160	78.44
10	13		Doug EDMONDSON	Triumph DAYTONA - Stan Stephens Tuning	1:40.557	4	4	3.121	0.509	78.04
11	37	C	Alexander LATHAM	Triumph DAYTONA - BR-8 / McCrash Racing	1:40.880	4	4	3.444	0.323	77.79
12	95		Grant ROBERTSON	Kawasaki ZX6R -	1:41.116	4	4	3.680	0.236	77.61
13	100	C	Craig HOWTON	Kawasaki ZX6R - ME	1:41.500	4	4	4.064	0.384	77.32
14	3		Joey LAMBDEN	Kawasaki ZX600 RBF -	1:41.793	3	3	4.357	0.293	77.09
15	63*		Michael MACE	Yamaha R6 - Kevin Marshall	1:42.491	3	4	5.055	0.698	76.57
16	212	600	Matt PALLETT	Kawasaki ZX6R - In:timber	1:42.578	3	4	5.142	0.087	76.50
17	52	C	Scott FORBES-COWDRY	Yamaha R6 13S -	1:42.897	3	3	5.461	0.319	76.27
18	200	C	Dan BURNHAM	Triumph DAYTONA 675 - BDR RACING / KY JAX	1:43.160	3	3	5.724	0.263	76.07
19	175		Paul MARLEY	Kawasaki ZX6R - Marley Landrovers	1:43.321	2	3	5.885	0.161	75.95
20	111		Ryan FOLKES	Triumph DAYTONA 675 - Carl Harrison Motorcyle Ser	1:43.369	3	3	5.933	0.048	75.92
21	132	C	Mitchell GILBERT	Suzuki GSXR 600 - The Asap group	1:45.018	3	3	7.582	1.649	74.73
22	43	C	Daniel SALES	Yamaha R6 - Team Freddie, Ron & Frankie	1:45.519	3	3	8.083	0.501	74.37
23	35	600	Reuben WARD	Kawasaki 636 -	1:46.532	2	3	9.096	1.013	73.66
24	148	C	Ashley SINCLAIR	Yamaha R6 -	1:46.655	3	3	9.219	0.123	73.58
25	165	600	Joshua HUMPHRIES	Yamaha R6 - GME Electrical racing	1:46.945	3	3	9.509	0.290	73.38
26	17		Toby SHANN	Triumph 675 -	1:47.363	3	3	9.927	0.418	73.09
27	51	600	Ross CLARKE	Kawasaki ZX6R - Ross Clarke Farriery	1:48.507	3	3	11.071	1.144	72.32
28	331		Tim BURROWS	Yamaha R6 -	1:48.920	2	3	11.484	0.413	72.05
29	150		Paul DRINKWATER	Suzuki GSXR 600 -	1:49.591	2	3	12.155	0.671	71.61
30	30	600	Adam GATHERCOLE	Triumph DAYTONA 675 - Ride In Bike Tyres	1:49.873	1	3	12.437	0.282	71.42
31	179	600	Thomas GARNER	Yamaha R6 -	1:50.539	3	3	13.103	0.666	70.99
32	117	C	Benjamin STONARD	Yamaha R6 -	1:50.584	3	3	13.148	0.045	70.96
33	207	600	Harry STIMSON	Yamaha R6 -	1:50.713	2	2	13.277	0.129	70.88
34	624	C	Matthew FEDRICK	Yamaha R6 - Matthew Fedrick farriers ltd/ Palmer Rac	1:50.812	1	3	13.376	0.099	70.82
35	22	600	Matt GATHERCOLE	Kawasaki ZX6R - Ride In Bike Tyres	1:50.836	1	3	13.400	0.024	70.80
36	501	600	Ashley COID	Kawasaki ZX636R -	1:50.971	2	3	13.535	0.135	70.72
37	191		Daniel GOOD	Kawasaki ZX6R - Quality Fast Facades and Joblings o	1:52.310	1	3	14.874	1.339	69.87
38	213		Jack PETRIE	Kawasaki ZX6 - AM Tiling	1:53.854	3	3	16.418	1.544	68.93
39	155	600	Eliot SMITH	Honda CBR600RR - Pro-Moto Europe Ltd	1:54.133	2	3	16.697	0.279	68.76
40	85	600	David HATTERSLEY	Triumph 675 -	1:55.896	3	3	18.460	1.763	67.71
41	70		Sean HALL	Yamaha R6 - S and y ceramics	1:56.644	2	3	19.208	0.748	67.28
42	62	600	Oliver NUNN	Yamaha R6 - IT UK & STVL	1:57.272	3	3	19.836	0.628	66.92
43	228	600	Paul McFADDEN	Kawasaki ZX636 - T.McFadden Plant Ltd	1:57.309	2	3	19.873	0.037	66.90
44	8	C	Dave SAUNDERS	Honda CBR600 - ETR Building & Civil Engineering Ltd	1:57.892	3	3	20.456	0.583	66.56
45	28	600	Craig BICKNELL	Yamaha R6 - On Point Security LTD	1:57.990	3	3	20.554	0.098	66.51
46	144		Nick CRONIN	Yamaha R6 -	1:58.012	3	3	20.576	0.022	66.50
47	19*		Michael REGAN	Honda CBR600RR - North weald motorcycles	2:00.120	1	2	22.684	2.108	65.33
48	42	600	Kai EVANS	Suzuki GSXR 600 - CBS Ltd Construction and Enginee	2:04.632	3	3	27.196	4.511	62.96
49	41	600	Daniel NURRISH	Yamaha R6 - Dcn Autobody	2:04.932	3	3	27.496	0.300	62.81
50	63	600	Robert BUSH	Suzuki GSXR 600 - Legacy Racing	2:06.129	2	3	28.693	1.197	62.22
NS	80	600	Stephen LANE	Kawasaki ZX6R -						
NS	120		Dave IBBOTSON	Honda CBR600 -						

Bike 19 - Please fit a working transponder
Bike 63 - Fastest lap time disallowed; short cut

Cadwell Park
Circuit Length = 2.1800 miles
Start: 09:51 Flag 10:02 End: 10:02

Weather / Track : Cloudy / Dry

These results are provisional until the conclusion of any judicial and technical matters.

Clerk Of Course :	Stewards :	Timekeeper : Sarah Evans
-------------------	------------	--------------------------

Results can be found at www.tsl-timing.com

Printed - 10:05 Saturday, 26 June 2021



BMCRC - MRO Championships 2021 - Rnd 3 @ Cadwell Park

Team Respro MRO 600 & BMCRC Rookie 600

QUALIFYING - SECTOR ANALYSIS



SECTOR 1 = FL to I1, SECTOR 2 = I1 to FL, DIFF = Difference To Personal Best Lap, P = Crossed Finish Line in Pit Lane, D = Time Disallowed

P1 321		Martin MORRIS		Kawasaki ZX6R - Morris Racing, Obsession Engineering			
IDEAL LAP TIME : 1:37.436		BEST LAP TIME : 1:37.436		DIFFERENCE : 0.000			
LAP	SECTOR 1	SECTOR 2	LAP TIME	MPH	DIFF	TIME OF DAY	
1 -	1:00.833	44.884	1:45.717	74.23	8.281	09:54:11.283	
2 -	59.735	43.618	1:43.353 (3)	75.93	5.917	09:55:54.636	
3 -	57.059	41.284	1:38.343 (2)	79.80	0.907	09:57:32.979	
4 -	56.710	40.726	1:37.436 (1)	80.54		09:59:10.415	

P2 9		Glenn WALSH		Yamaha R6 - Walters Medical			
IDEAL LAP TIME : 1:37.543		BEST LAP TIME : 1:37.564		DIFFERENCE : 0.021			
LAP	SECTOR 1	SECTOR 2	LAP TIME	MPH	DIFF	TIME OF DAY	
1 -	1:03.751	44.828	1:48.579	72.27	11.015	09:54:09.964	
2 -	59.360	42.147	1:41.507 (3)	77.31	3.943	09:55:51.471	
3 -	56.801	40.763	1:37.564 (1)	80.44		09:57:29.035	
4 -	56.780	40.916	1:37.696 (2)	80.33	0.132	09:59:06.731	

P3 134		Donald GILBERT		Kawasaki ZX6R - S and N Tyres			
IDEAL LAP TIME : 1:37.838		BEST LAP TIME : 1:37.838		DIFFERENCE : 0.000			
LAP	SECTOR 1	SECTOR 2	LAP TIME	MPH	DIFF	TIME OF DAY	
1 -	1:04.307	47.138	1:51.445	70.42	13.607	09:54:23.171	
2 -	59.577	42.407	1:41.984 (3)	76.95	4.146	09:56:05.155	
3 -	57.374	41.554	1:38.928 (2)	79.33	1.090	09:57:44.083	
4 -	57.001	40.837	1:37.838 (1)	80.21		09:59:21.921	

P4 7 C		Thomas BENSTED		Triumph DAYTONA 675R - Significant Debt Racing			
IDEAL LAP TIME : 1:38.464		BEST LAP TIME : 1:38.464		DIFFERENCE : 0.000			
LAP	SECTOR 1	SECTOR 2	LAP TIME	MPH	DIFF	TIME OF DAY	
1 -	1:02.835	45.641	1:48.476	72.34	10.012	09:54:19.861	
2 -	57.874	42.086	1:39.960 (2)	78.51	1.496	09:55:59.821	
3 -	57.478	45.184	1:42.662 (3)	76.44	4.198	09:57:42.483	
4 -	56.972	41.492	1:38.464 (1)	79.70		09:59:20.947	

P5 818 C		Alex BARKER		Yamaha R6 - Barker Woodrow LTD			
IDEAL LAP TIME : 1:38.948		BEST LAP TIME : 1:39.284		DIFFERENCE : 0.336			
LAP	SECTOR 1	SECTOR 2	LAP TIME	MPH	DIFF	TIME OF DAY	
1 -	1:05.071	45.188	1:50.259	71.17	10.975	09:54:23.441	
2 -	58.862	42.664	1:41.526 (3)	77.30	2.242	09:56:04.967	
3 -	56.898	42.602	1:39.500 (2)	78.87	0.216	09:57:44.467	
4 -	57.234	42.050	1:39.284 (1)	79.04		09:59:23.751	

P6 136		Callum WARD		Yamaha R6 -			
IDEAL LAP TIME : 1:39.413		BEST LAP TIME : 1:39.413		DIFFERENCE : 0.000			
LAP	SECTOR 1	SECTOR 2	LAP TIME	MPH	DIFF	TIME OF DAY	
1 -	1:04.922	44.869	1:49.791	71.48	10.378	09:54:25.113	
2 -	1:00.861	43.680	1:44.541 (3)	75.07	5.128	09:56:09.654	
3 -	57.960	41.453	1:39.413 (1)	78.94		09:57:49.067	
4 -	58.411	41.580	1:39.991 (2)	78.48	0.578	09:59:29.058	

P7 188		Dawid KRAWIECKI		Yamaha R6 - Code Blue LTD & D A East Electrical			
IDEAL LAP TIME : 1:39.481		BEST LAP TIME : 1:39.481		DIFFERENCE : 0.000			
LAP	SECTOR 1	SECTOR 2	LAP TIME	MPH	DIFF	TIME OF DAY	
1 -	1:00.492	43.350	1:43.842 (3)	75.57	4.361	09:54:00.094	
2 -	58.437	42.608	1:41.045 (2)	77.66	1.564	09:55:41.139	
3 -	57.569	41.912	1:39.481 (1)	78.89		09:57:20.620	
4 -	58.734	47.937	1:46.671	73.57	7.190	09:59:07.291	

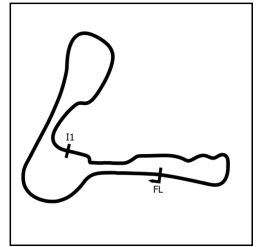
Weather / Track : Cloudy / Dry

Cadwell Park
Circuit Length = 2.1800 miles
Start: 09:51 Flag 10:02 End: 10:02

BMCRC - MRO Championships 2021 - Rnd 3 @ Cadwell Park

Team Respro MRO 600 & BMCRC Rookie 600

QUALIFYING - SECTOR ANALYSIS



SECTOR 1 = FL to I1, SECTOR 2 = I1 to FL, DIFF = Difference To Personal Best Lap, P = Crossed Finish Line in Pit Lane, D = Time Disallowed

P8 169 C		Gareth CUNNINGHAM		Yamaha R6 -		
IDEAL LAP TIME : 1:39.774		BEST LAP TIME : 1:39.888		DIFFERENCE : 0.114		
LAP	SECTOR 1	SECTOR 2	LAP TIME	MPH	DIFF	TIME OF DAY
1 -	1:02.511	44.378	1:46.889	73.42	7.001	09:54:30.429
2 -	58.750	44.071	1:42.821 (3)	76.32	2.933	09:56:13.250
3 -	58.845	42.510	1:41.355 (2)	77.43	1.467	09:57:54.605
4 -	57.264	42.624	1:39.888 (1)	78.56		09:59:34.493

P9 2		Andrew GILL		Kawasaki ZX6R -		
IDEAL LAP TIME : 1:40.048		BEST LAP TIME : 1:40.048		DIFFERENCE : 0.000		
LAP	SECTOR 1	SECTOR 2	LAP TIME	MPH	DIFF	TIME OF DAY
1 -	1:03.401	43.984	1:47.385	73.08	7.337	09:54:17.367
2 -	58.683	43.008	1:41.691 (3)	77.17	1.643	09:55:59.058
3 -	58.082	42.323	1:40.405 (2)	78.16	0.357	09:57:39.463
4 -	57.748	42.300	1:40.048 (1)	78.44		09:59:19.511

P10 13		Doug EDMONDSON		Triumph DAYTONA - Stan Stephens Tuning		
IDEAL LAP TIME : 1:40.557		BEST LAP TIME : 1:40.557		DIFFERENCE : 0.000		
LAP	SECTOR 1	SECTOR 2	LAP TIME	MPH	DIFF	TIME OF DAY
1 -	1:03.783	45.477	1:49.260	71.82	8.703	09:54:11.015
2 -	1:00.074	44.159	1:44.233 (3)	75.29	3.676	09:55:55.248
3 -	58.971	43.724	1:42.695 (2)	76.42	2.138	09:57:37.943
4 -	58.158	42.399	1:40.557 (1)	78.04		09:59:18.500

P11 37 C		Alexander LATHAM		Triumph DAYTONA - BR-8 / McCrash Racing		
IDEAL LAP TIME : 1:40.880		BEST LAP TIME : 1:40.880		DIFFERENCE : 0.000		
LAP	SECTOR 1	SECTOR 2	LAP TIME	MPH	DIFF	TIME OF DAY
1 -	1:03.234	45.575	1:48.809	72.12	7.929	09:54:11.382
2 -	1:00.106	44.247	1:44.353 (3)	75.20	3.473	09:55:55.735
3 -	58.728	43.741	1:42.469 (2)	76.58	1.589	09:57:38.204
4 -	58.220	42.660	1:40.880 (1)	77.79		09:59:19.084

P12 95		Grant ROBERTSON		Kawasaki ZX6R -		
IDEAL LAP TIME : 1:41.116		BEST LAP TIME : 1:41.116		DIFFERENCE : 0.000		
LAP	SECTOR 1	SECTOR 2	LAP TIME	MPH	DIFF	TIME OF DAY
1 -	1:06.555	46.216	1:52.771	69.59	11.655	09:54:25.843
2 -	1:01.900	44.711	1:46.611 (3)	73.61	5.495	09:56:12.454
3 -	59.220	42.864	1:42.084 (2)	76.87	0.968	09:57:54.538
4 -	58.670	42.446	1:41.116 (1)	77.61		09:59:35.654

P13 100 C		Craig HOWTON		Kawasaki ZX6R - ME		
IDEAL LAP TIME : 1:41.500		BEST LAP TIME : 1:41.500		DIFFERENCE : 0.000		
LAP	SECTOR 1	SECTOR 2	LAP TIME	MPH	DIFF	TIME OF DAY
1 -	1:04.422	45.881	1:50.303	71.15	8.803	09:54:10.665
2 -	59.987	43.939	1:43.926 (3)	75.51	2.426	09:55:54.591
3 -	59.213	43.071	1:42.284 (2)	76.72	0.784	09:57:36.875
4 -	58.618	42.882	1:41.500 (1)	77.32		09:59:18.375

P14 3		Joey LAMBDEN		Kawasaki ZX600 RBF -		
IDEAL LAP TIME : 1:39.834		BEST LAP TIME : 1:41.793		DIFFERENCE : 1.959		
LAP	SECTOR 1	SECTOR 2	LAP TIME	MPH	DIFF	TIME OF DAY
1 -	1:05.355	46.190	1:51.545 (3)	70.35	9.752	09:54:39.738
2 -	59.767	47.765	1:47.532 (2)	72.98	5.739	09:56:27.270
3 -	59.766	42.027	1:41.793 (1)	77.09		09:58:09.063

Weather / Track : Cloudy / Dry

Cadwell Park
Circuit Length = 2.1800 miles
Start: 09:51 Flag 10:02 End: 10:02

BMCRC - MRO Championships 2021 - Rnd 3 @ Cadwell Park

Team Respro MRO 600 & BMCRC Rookie 600

QUALIFYING - SECTOR ANALYSIS



SECTOR 1 = FL to I1, SECTOR 2 = I1 to FL, DIFF = Difference To Personal Best Lap, P = Crossed Finish Line in Pit Lane, D = Time Disallowed

P15 63		Michael MACE		Yamaha R6 - Kevin Marshall			
IDEAL LAP TIME : 1:41.148		BEST LAP TIME : 1:42.491		DIFFERENCE : 1.343			
LAP	SECTOR 1	SECTOR 2	LAP TIME	MPH	DIFF	TIME OF DAY	
1 -	1:03.916	45.980	1:49.896 (3)	71.41	7.405	09:54:24.886	
2 -	1:00.558	44.071	1:44.629 (2)	75.00	2.138	09:56:09.515	
3 -	58.759	43.732	1:42.491 (1)	76.57		09:57:52.006	
4 -	58.836	42.389	1:41.225 D	77.53		09:59:33.231	

P16 212 600		Matt PALLETT		Kawasaki ZX6R - In:timber			
IDEAL LAP TIME : 1:42.372		BEST LAP TIME : 1:42.578		DIFFERENCE : 0.206			
LAP	SECTOR 1	SECTOR 2	LAP TIME	MPH	DIFF	TIME OF DAY	
1 -	1:04.712	45.761	1:50.473	71.04	7.895	09:54:24.422	
2 -	1:00.697	43.856	1:44.553 (3)	75.06	1.975	09:56:08.975	
3 -	59.167	43.411	1:42.578 (1)	76.50		09:57:51.553	
4 -	59.603	43.205	1:42.808 (2)	76.33	0.230	09:59:34.361	

P17 52 C		Scott FORBES-COWDRY		Yamaha R6 13S -			
IDEAL LAP TIME : 1:42.897		BEST LAP TIME : 1:42.897		DIFFERENCE : 0.000			
LAP	SECTOR 1	SECTOR 2	LAP TIME	MPH	DIFF	TIME OF DAY	
1 -	1:08.911	50.689	1:59.600 (3)	65.61	16.703	09:54:51.792	
2 -	1:05.201	47.283	1:52.484 (2)	69.77	9.587	09:56:44.276	
3 -	59.592	43.305	1:42.897 (1)	76.27		09:58:27.173	

P18 200 C		Dan BURNHAM		Triumph DAYTONA 675 - BDR RACING / KY JAX			
IDEAL LAP TIME : 1:42.669		BEST LAP TIME : 1:43.160		DIFFERENCE : 0.491			
LAP	SECTOR 1	SECTOR 2	LAP TIME	MPH	DIFF	TIME OF DAY	
1 -	1:03.082	48.604	1:51.686 (2)	70.26	8.526	09:54:53.847	
2 -	1:04.940	50.292	1:55.232 (3)	68.10	12.072	09:56:49.079	
3 -	1:00.086	43.074	1:43.160 (1)	76.07		09:58:32.239	

P19 175		Paul MARLEY		Kawasaki ZX6R - Marley Landrovers			
IDEAL LAP TIME : 1:42.213		BEST LAP TIME : 1:43.321		DIFFERENCE : 1.108			
LAP	SECTOR 1	SECTOR 2	LAP TIME	MPH	DIFF	TIME OF DAY	
1 -	1:06.007	45.017	1:51.024 (3)	70.68	7.703	09:54:44.061	
2 -	59.368	43.953	1:43.321 (1)	75.95		09:56:27.382	
3 -	1:00.590	42.917	1:43.507 (2)	75.82	0.186	09:58:10.889	

P20 111		Ryan FOLKES		Triumph DAYTONA 675 - Carl Harrison Motorcycle Services			
IDEAL LAP TIME : 1:42.488		BEST LAP TIME : 1:43.369		DIFFERENCE : 0.881			
LAP	SECTOR 1	SECTOR 2	LAP TIME	MPH	DIFF	TIME OF DAY	
1 -	1:06.242	45.948	1:52.190 (3)	69.95	8.821	09:54:39.242	
2 -	59.918	48.015	1:47.933 (2)	72.71	4.564	09:56:27.175	
3 -	1:00.323	43.046	1:43.369 (1)	75.92		09:58:10.544	

P21 132 C		Mitchell GILBERT		Suzuki GSXR 600 - The Asap group			
IDEAL LAP TIME : 1:43.187		BEST LAP TIME : 1:45.018		DIFFERENCE : 1.831			
LAP	SECTOR 1	SECTOR 2	LAP TIME	MPH	DIFF	TIME OF DAY	
1 -	1:04.414	47.766	1:52.180 (3)	69.95	7.162	09:54:36.271	
2 -	1:02.517	46.211	1:48.728 (2)	72.18	3.710	09:56:24.999	
3 -	1:02.264	42.754	1:45.018 (1)	74.73		09:58:10.017	

Weather / Track : Cloudy / Dry

Cadwell Park
Circuit Length = 2.1800 miles
Start: 09:51 Flag 10:02 End: 10:02

BMCRC - MRO Championships 2021 - Rnd 3 @ Cadwell Park

Team Respro MRO 600 & BMCRC Rookie 600

QUALIFYING - SECTOR ANALYSIS



SECTOR 1 = FL to I1, SECTOR 2 = I1 to FL, DIFF = Difference To Personal Best Lap, P = Crossed Finish Line in Pit Lane, D = Time Disallowed

P22 43 C Daniel SALES		Yamaha R6 - Team Freddie, Ron & Frankie				
IDEAL LAP TIME : 1:44.244		BEST LAP TIME : 1:45.519		DIFFERENCE : 1.275		
LAP	SECTOR 1	SECTOR 2	LAP TIME	MPH	DIFF	TIME OF DAY
1 -	1:09.275	50.262	1:59.537 (3)	65.65	14.018	09:54:52.278
2 -	1:05.002	50.785	1:55.787 (2)	67.78	10.268	09:56:48.065
3 -	1:01.455	44.064	1:45.519 (1)	74.37		09:58:33.584

P23 35 600 Reuben WARD		Kawasaki 636 -				
IDEAL LAP TIME : 1:46.211		BEST LAP TIME : 1:46.532		DIFFERENCE : 0.321		
LAP	SECTOR 1	SECTOR 2	LAP TIME	MPH	DIFF	TIME OF DAY
1 -	1:03.752	45.212	1:48.964 (2)	72.02	2.432	09:55:06.438
2 -	1:01.290	45.242	1:46.532 (1)	73.66		09:56:52.970
3 -	1:07.160	44.921	1:52.081 (3)	70.02	5.549	09:58:45.051

P24 148 C Ashley SINCLAIR		Yamaha R6 -				
IDEAL LAP TIME : 1:43.814		BEST LAP TIME : 1:46.655		DIFFERENCE : 2.841		
LAP	SECTOR 1	SECTOR 2	LAP TIME	MPH	DIFF	TIME OF DAY
1 -	1:08.919	50.689	1:59.608 (3)	65.61	12.953	09:54:49.881
2 -	1:03.955	43.455	1:47.410 (2)	73.06	0.755	09:56:37.291
3 -	1:00.359	46.296	1:46.655 (1)	73.58		09:58:23.946

P25 165 600 Joshua HUMPHRIES		Yamaha R6 - GME Electrical racing				
IDEAL LAP TIME : 1:45.520		BEST LAP TIME : 1:46.945		DIFFERENCE : 1.425		
LAP	SECTOR 1	SECTOR 2	LAP TIME	MPH	DIFF	TIME OF DAY
1 -	1:08.139	50.131	1:58.270 (3)	66.35	11.325	09:54:52.861
2 -	1:05.511	50.096	1:55.607 (2)	67.88	8.662	09:56:48.468
3 -	1:02.393	44.552	1:46.945 (1)	73.38		09:58:35.413

P26 17 Toby SHANN		Triumph 675 -				
IDEAL LAP TIME : 1:42.061		BEST LAP TIME : 1:47.363		DIFFERENCE : 5.302		
LAP	SECTOR 1	SECTOR 2	LAP TIME	MPH	DIFF	TIME OF DAY
1 -	1:07.681	48.598	1:56.279 (3)	67.49	8.916	09:55:07.077
2 -	1:00.144	48.243	1:48.387 (2)	72.40	1.024	09:56:55.464
3 -	1:03.422	43.941	1:47.363 (1)	73.09		09:58:42.827

P27 51 600 Ross CLARKE		Kawasaki ZX6R - Ross Clarke Farriery				
IDEAL LAP TIME : 1:48.507		BEST LAP TIME : 1:48.507		DIFFERENCE : 0.000		
LAP	SECTOR 1	SECTOR 2	LAP TIME	MPH	DIFF	TIME OF DAY
1 -	1:12.456	49.296	2:01.752 (3)	64.45	13.245	09:54:45.530
2 -	1:05.858	45.339	1:51.197 (2)	70.57	2.690	09:56:36.727
3 -	1:03.726	44.781	1:48.507 (1)	72.32		09:58:25.234

P28 331 Tim BURROWS		Yamaha R6 -				
IDEAL LAP TIME : 1:46.307		BEST LAP TIME : 1:48.920		DIFFERENCE : 2.613		
LAP	SECTOR 1	SECTOR 2	LAP TIME	MPH	DIFF	TIME OF DAY
1 -	1:07.478	47.838	1:55.316 (3)	68.05	6.396	09:54:44.999
2 -	1:03.559	45.361	1:48.920 (1)	72.05		09:56:33.919
3 -	1:03.380	46.462	1:49.842 (2)	71.44	0.922	09:58:23.761

P29 150 Paul DRINKWATER		Suzuki GSXR 600 -				
IDEAL LAP TIME : 1:49.591		BEST LAP TIME : 1:49.591		DIFFERENCE : 0.000		
LAP	SECTOR 1	SECTOR 2	LAP TIME	MPH	DIFF	TIME OF DAY
1 -	1:08.693	48.741	1:57.434 (3)	66.82	7.843	09:55:06.947
2 -	1:03.510	46.081	1:49.591 (1)	71.61		09:56:56.538
3 -	1:09.261	47.977	1:57.238 (2)	66.94	7.647	09:58:53.776

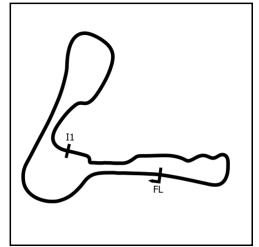
Weather / Track : Cloudy / Dry

Cadwell Park
Circuit Length = 2.1800 miles
Start: 09:51 Flag 10:02 End: 10:02

BMCRC - MRO Championships 2021 - Rnd 3 @ Cadwell Park

Team Respro MRO 600 & BMCRC Rookie 600

QUALIFYING - SECTOR ANALYSIS



SECTOR 1 = FL to I1, SECTOR 2 = I1 to FL, DIFF = Difference To Personal Best Lap, P = Crossed Finish Line in Pit Lane, D = Time Disallowed

P30 30 600 Adam GATHERCOLE		Triumph DAYTONA 675 - Ride In Bike Tyres				
IDEAL LAP TIME : 1:49.627		BEST LAP TIME : 1:49.873		DIFFERENCE : 0.246		
LAP	SECTOR 1	SECTOR 2	LAP TIME	MPH	DIFF	TIME OF DAY
1 -	1:03.462	46.411	1:49.873 (1)	71.42		09:54:55.937
2 -	1:10.215	49.617	1:59.832 (3)	65.49	9.959	09:56:55.769
3 -	1:09.226	46.451	1:55.677 (2)	67.84	5.804	09:58:51.446

P31 179 600 Thomas GARNER		Yamaha R6 -				
IDEAL LAP TIME : 1:49.128		BEST LAP TIME : 1:50.539		DIFFERENCE : 1.411		
LAP	SECTOR 1	SECTOR 2	LAP TIME	MPH	DIFF	TIME OF DAY
1 -	1:14.265	49.395	2:03.660 (3)	63.46	13.121	09:54:32.131
2 -	1:06.580	48.254	1:54.834 (2)	68.34	4.295	09:56:26.965
3 -	1:04.522	46.017	1:50.539 (1)	70.99		09:58:17.504

P32 117 C Benjamin STONARD		Yamaha R6 -				
IDEAL LAP TIME : 1:50.584		BEST LAP TIME : 1:50.584		DIFFERENCE : 0.000		
LAP	SECTOR 1	SECTOR 2	LAP TIME	MPH	DIFF	TIME OF DAY
1 -	1:08.297	48.030	1:56.327 (3)	67.46	5.743	09:54:23.282
2 -	1:05.424	47.506	1:52.930 (2)	69.49	2.346	09:56:16.212
3 -	1:03.205	47.379	1:50.584 (1)	70.96		09:58:06.796

P33 207 600 Harry STIMSON		Yamaha R6 -				
IDEAL LAP TIME : 1:50.713		BEST LAP TIME : 1:50.713		DIFFERENCE : 0.000		
LAP	SECTOR 1	SECTOR 2	LAP TIME	MPH	DIFF	TIME OF DAY
1 -	1:07.802	48.478	1:56.280 (2)	67.49	5.567	09:54:22.168
2 -	1:03.821	46.892	1:50.713 (1)	70.88		09:56:12.881

P34 624 C Matthew FEDRICK		Yamaha R6 - Matthew Fedrick farriers ltd/ Palmer Race Skool				
IDEAL LAP TIME : 1:50.812		BEST LAP TIME : 1:50.812		DIFFERENCE : 0.000		
LAP	SECTOR 1	SECTOR 2	LAP TIME	MPH	DIFF	TIME OF DAY
1 -	1:03.923	46.889	1:50.812 (1)	70.82		09:54:55.001
2 -	1:09.125	48.239	1:57.364 (2)	66.86	6.552	09:56:52.365
3 -	1:13.073	48.668	2:01.741 (3)	64.46	10.929	09:58:54.106

P35 22 600 Matt GATHERCOLE		Kawasaki ZX6R - Ride In Bike Tyres				
IDEAL LAP TIME : 1:47.882		BEST LAP TIME : 1:50.836		DIFFERENCE : 2.954		
LAP	SECTOR 1	SECTOR 2	LAP TIME	MPH	DIFF	TIME OF DAY
1 -	1:04.282	46.554	1:50.836 (1)	70.80		09:54:55.191
2 -	1:08.242	47.951	1:56.193 (3)	67.54	5.357	09:56:51.384
3 -	1:07.386	45.123	1:52.509 (2)	69.75	1.673	09:58:43.893

P36 501 600 Ashley COID		Kawasaki ZX636R -				
IDEAL LAP TIME : 1:50.885		BEST LAP TIME : 1:50.971		DIFFERENCE : 0.086		
LAP	SECTOR 1	SECTOR 2	LAP TIME	MPH	DIFF	TIME OF DAY
1 -	1:11.416	49.273	2:00.689 (3)	65.02	9.718	09:54:39.607
2 -	1:04.855	46.116	1:50.971 (1)	70.72		09:56:30.578
3 -	1:04.769	48.384	1:53.153 (2)	69.35	2.182	09:58:23.731

P37 191 Daniel GOOD		Kawasaki ZX6R - Quality Fast Facades and Joblings of Whitley I				
IDEAL LAP TIME : 1:47.401		BEST LAP TIME : 1:52.310		DIFFERENCE : 4.909		
LAP	SECTOR 1	SECTOR 2	LAP TIME	MPH	DIFF	TIME OF DAY
1 -	1:05.486	46.824	1:52.310 (1)	69.87		09:54:54.322
2 -	1:07.816	48.671	1:56.487 (3)	67.37	4.177	09:56:50.809
3 -	1:07.369	45.400	1:52.769 (2)	69.59	0.459	09:58:43.578

Weather / Track : Cloudy / Dry

Cadwell Park
Circuit Length = 2.1800 miles
Start: 09:51 Flag 10:02 End: 10:02

BMCRC - MRO Championships 2021 - Rnd 3 @ Cadwell Park

Team Respro MRO 600 & BMCRC Rookie 600

QUALIFYING - SECTOR ANALYSIS



SECTOR 1 = FL to I1, SECTOR 2 = I1 to FL, DIFF = Difference To Personal Best Lap, P = Crossed Finish Line in Pit Lane, D = Time Disallowed

P38 213		Jack PETRIE		Kawasaki ZX6 - AM Tiling			
IDEAL LAP TIME : 1:49.301		BEST LAP TIME : 1:53.854		DIFFERENCE : 4.553			
LAP	SECTOR 1	SECTOR 2	LAP TIME	MPH	DIFF	TIME OF DAY	
1 -	1:10.705	50.082	2:00.787 (3)	64.97	6.933	09:54:50.221	
2 -	1:07.793	51.247	1:59.040 (2)	65.92	5.186	09:56:49.261	
3 -	1:08.597	45.257	1:53.854 (1)	68.93		09:58:43.115	

P39 155 600		Eliot SMITH		Honda CBR600RR - Pro-Moto Europe Ltd			
IDEAL LAP TIME : 1:53.410		BEST LAP TIME : 1:54.133		DIFFERENCE : 0.723			
LAP	SECTOR 1	SECTOR 2	LAP TIME	MPH	DIFF	TIME OF DAY	
1 -	1:10.008	48.869	1:58.877 (3)	66.01	4.744	09:54:35.132	
2 -	1:06.467	47.666	1:54.133 (1)	68.76		09:56:29.265	
3 -	1:05.744	48.639	1:54.383 (2)	68.61	0.250	09:58:23.648	

P40 85 600		David HATTERSLEY		Triumph 675 -			
IDEAL LAP TIME : 1:55.896		BEST LAP TIME : 1:55.896		DIFFERENCE : 0.000			
LAP	SECTOR 1	SECTOR 2	LAP TIME	MPH	DIFF	TIME OF DAY	
1 -	1:13.824	49.497	2:03.321 (3)	63.63	7.425	09:54:30.646	
2 -	1:07.556	49.114	1:56.670 (2)	67.26	0.774	09:56:27.316	
3 -	1:07.333	48.563	1:55.896 (1)	67.71		09:58:23.212	

P41 70		Sean HALL		Yamaha R6 - S and y ceramics			
IDEAL LAP TIME : 1:56.493		BEST LAP TIME : 1:56.644		DIFFERENCE : 0.151			
LAP	SECTOR 1	SECTOR 2	LAP TIME	MPH	DIFF	TIME OF DAY	
1 -	1:12.317	50.854	2:03.171 (3)	63.71	6.527	09:55:12.357	
2 -	1:07.738	48.906	1:56.644 (1)	67.28		09:57:09.001	
3 -	1:08.050	48.755	1:56.805 (2)	67.18	0.161	09:59:05.806	

P42 62 600		Oliver NUNN		Yamaha R6 - IT UK & STVL			
IDEAL LAP TIME : 1:57.272		BEST LAP TIME : 1:57.272		DIFFERENCE : 0.000			
LAP	SECTOR 1	SECTOR 2	LAP TIME	MPH	DIFF	TIME OF DAY	
1 -	1:11.393	49.787	2:01.180 (2)	64.76	3.908	09:54:44.199	
2 -	1:12.580	52.225	2:04.805 (3)	62.88	7.533	09:56:49.004	
3 -	1:08.790	48.482	1:57.272 (1)	66.92		09:58:46.276	

P43 228 600		Paul McFADDEN		Kawasaki ZX636 - T.McFadden Plant Ltd			
IDEAL LAP TIME : 1:56.553		BEST LAP TIME : 1:57.309		DIFFERENCE : 0.756			
LAP	SECTOR 1	SECTOR 2	LAP TIME	MPH	DIFF	TIME OF DAY	
1 -	1:09.791	50.939	2:00.730 (3)	65.00	3.421	09:54:53.397	
2 -	1:09.448	47.861	1:57.309 (1)	66.90		09:56:50.706	
3 -	1:13.139	47.546	2:00.685 (2)	65.02	3.376	09:58:51.391	

P44 8 C		Dave SAUNDERS		Honda CBR600 - ETR Building & Civil Engineering Ltd			
IDEAL LAP TIME : 1:57.057		BEST LAP TIME : 1:57.892		DIFFERENCE : 0.835			
LAP	SECTOR 1	SECTOR 2	LAP TIME	MPH	DIFF	TIME OF DAY	
1 -	1:08.989	49.790	1:58.779 (2)	66.07	0.887	09:54:53.701	
2 -	1:11.063	51.032	2:02.095 (3)	64.27	4.203	09:56:55.796	
3 -	1:09.824	48.068	1:57.892 (1)	66.56		09:58:53.688	

P45 28 600		Craig BICKNELL		Yamaha R6 - On Point Security LTD			
IDEAL LAP TIME : 1:57.303		BEST LAP TIME : 1:57.990		DIFFERENCE : 0.687			
LAP	SECTOR 1	SECTOR 2	LAP TIME	MPH	DIFF	TIME OF DAY	
1 -	1:09.805	51.886	2:01.691 (3)	64.49	3.701	09:54:49.910	
2 -	1:08.431	51.832	2:00.263 (2)	65.25	2.273	09:56:50.173	
3 -	1:08.982	49.008	1:57.990 (1)	66.51		09:58:48.163	

Weather / Track : Cloudy / Dry

Cadwell Park
Circuit Length = 2.1800 miles
Start: 09:51 Flag 10:02 End: 10:02

BMCRC - MRO Championships 2021 - Rnd 3 @ Cadwell Park

Team Respro MRO 600 & BMCRC Rookie 600

QUALIFYING - SECTOR ANALYSIS



SECTOR 1 = FL to I1, SECTOR 2 = I1 to FL, DIFF = Difference To Personal Best Lap, P = Crossed Finish Line in Pit Lane, D = Time Disallowed

P46 144		Nick CRONIN		Yamaha R6 -		
IDEAL LAP TIME : 1:53.941		BEST LAP TIME : 1:58.012		DIFFERENCE : 4.071		
LAP	SECTOR 1	SECTOR 2	LAP TIME	MPH	DIFF	TIME OF DAY
1 -	1:10.592	50.369	2:00.961 (3)	64.88	2.949	09:54:52.071
2 -	1:06.819	51.480	1:58.299 (2)	66.34	0.287	09:56:50.370
3 -	1:10.890	47.122	1:58.012 (1)	66.50		09:58:48.382

P47 19		Michael REGAN		Honda CBR600RR - North weald motorcycles		
IDEAL LAP TIME :		BEST LAP TIME : 2:00.120		DIFFERENCE :		
LAP	SECTOR 1	SECTOR 2	LAP TIME	MPH	DIFF	TIME OF DAY
1 -			2:00.120 (1)	65.33		09:56:52.196
2 -			2:01.335 (2)	64.68	1.214	09:58:53.531

P48 42 600		Kai EVANS		Suzuki GSXR 600 - CBS Ltd Construction and Engineering		
IDEAL LAP TIME : 2:03.710		BEST LAP TIME : 2:04.632		DIFFERENCE : 0.922		
LAP	SECTOR 1	SECTOR 2	LAP TIME	MPH	DIFF	TIME OF DAY
1 -	1:13.829	51.953	2:05.782 (3)	62.39	1.150	09:54:43.936
2 -	1:12.559	52.134	2:04.693 (2)	62.93	0.061	09:56:48.629
3 -	1:13.481	51.151	2:04.632 (1)	62.96		09:58:53.261

P49 41 600		Daniel NURRISH		Yamaha R6 - Dcn Autobody		
IDEAL LAP TIME : 2:04.381		BEST LAP TIME : 2:04.932		DIFFERENCE : 0.551		
LAP	SECTOR 1	SECTOR 2	LAP TIME	MPH	DIFF	TIME OF DAY
1 -	1:18.544	52.403	2:10.947 (3)	59.93	6.015	09:54:49.531
2 -	1:14.070	52.017	2:06.087 (2)	62.24	1.155	09:56:55.618
3 -	1:12.364	52.568	2:04.932 (1)	62.81		09:59:00.550

P50 63 600		Robert BUSH		Suzuki GSXR 600 - Legacy Racing		
IDEAL LAP TIME : 2:06.129		BEST LAP TIME : 2:06.129		DIFFERENCE : 0.000		
LAP	SECTOR 1	SECTOR 2	LAP TIME	MPH	DIFF	TIME OF DAY
1 -	1:19.990	55.212	2:15.202 (3)	58.04	9.073	09:54:41.663
2 -	1:13.980	52.149	2:06.129 (1)	62.22		09:56:47.792
3 -	1:19.565	53.483	2:13.048 (2)	58.98	6.919	09:59:00.840

Weather / Track : Cloudy / Dry

Cadwell Park
Circuit Length = 2.1800 miles
Start: 09:51 Flag 10:02 End: 10:02

BMCRC - MRO Championships 2021 - Rnd 3 @ Cadwell Park

Team Respro MRO 600 & BMCRC Rookie 600

QUALIFYING - BEST SECTORS

SECTOR 1				SECTOR 2				IDEAL / BEST COMPARISON				
POS	NO	NAME	TIME	NO	NAME	TIME	POS	NO	NAME	IDEAL	BEST	DIFF
									PERFECT LAP	1:37.436		
1	321	MORRIS	56.710	321	MORRIS	40.726	1	321	MORRIS	1:37.436	1:37.436	0.000
2	9	WALSH	56.780	9	WALSH	40.763	2	9	WALSH	1:37.543	1:37.564	0.021
3	818	BARKER	56.898	134	GILBERT	40.837	3	134	GILBERT	1:37.838	1:37.838	0.000
4	7	BENSTED	56.972	136	WARD	41.453	4	7	BENSTED	1:38.464	1:38.464	0.000
5	134	GILBERT	57.001	7	BENSTED	41.492	5	818	BARKER	1:38.948	1:39.284	0.336
6	169	CUNNINGHAM	57.264	188	KRAWIECKI	41.912	6	136	WARD	1:39.413	1:39.413	0.000
7	188	KRAWIECKI	57.569	3	LAMBDEN	42.027	7	188	KRAWIECKI	1:39.481	1:39.481	0.000
8	2	GILL	57.748	818	BARKER	42.050	8	169	CUNNINGHAM	1:39.774	1:39.888	0.114
9	3	LAMBDEN	57.807	2	GILL	42.300	9	3	LAMBDEN	1:39.834	1:41.793	1.959
10	136	WARD	57.960	63	MACE	42.389	10	2	GILL	1:40.048	1:40.048	0.000
11	17	SHANN	58.120	13	EDMONDSON	42.399	11	13	EDMONDSON	1:40.557	1:40.557	0.000
12	13	EDMONDSON	58.158	95	ROBERTSON	42.446	12	37	LATHAM	1:40.880	1:40.880	0.000
13	37	LATHAM	58.220	169	CUNNINGHAM	42.510	13	95	ROBERTSON	1:41.116	1:41.116	0.000
14	100	HOWTON	58.618	37	LATHAM	42.660	14	63	MACE	1:41.148	1:42.491	1.343
15	95	ROBERTSON	58.670	132	GILBERT	42.754	15	100	HOWTON	1:41.500	1:41.500	0.000
16	63	MACE	58.759	100	HOWTON	42.882	16	17	SHANN	1:42.061	1:47.363	5.302
17	212	PALLET	59.167	175	MARLEY	42.917	17	175	MARLEY	1:42.213	1:43.321	1.108
18	175	MARLEY	59.296	111	FOLKES	43.046	18	212	PALLET	1:42.372	1:42.578	0.206
19	111	FOLKES	59.442	200	BURNHAM	43.074	19	111	FOLKES	1:42.488	1:43.369	0.881
20	52	FORBES-COWDRY	59.592	212	PALLET	43.205	20	200	BURNHAM	1:42.669	1:43.160	0.491
21	200	BURNHAM	59.595	52	FORBES-COWDRY	43.305	21	52	FORBES-COWDRY	1:42.897	1:42.897	0.000
22	43	SALES	1:00.180	148	SINCLAIR	43.455	22	132	GILBERT	1:43.187	1:45.018	1.831
23	148	SINCLAIR	1:00.359	17	SHANN	43.941	23	148	SINCLAIR	1:43.814	1:46.655	2.841
24	132	GILBERT	1:00.433	43	SALES	44.064	24	43	SALES	1:44.244	1:45.519	1.275
25	331	BURROWS	1:00.946	165	HUMPHRIES	44.552	25	165	HUMPHRIES	1:45.520	1:46.945	1.425
26	165	HUMPHRIES	1:00.968	51	CLARKE	44.781	26	35	WARD	1:46.211	1:46.532	0.321
27	35	WARD	1:01.290	35	WARD	44.921	27	331	BURROWS	1:46.307	1:48.920	2.613
28	191	GOOD	1:02.001	22	GATHERCOLE	45.123	28	191	GOOD	1:47.401	1:52.310	4.909
29	22	GATHERCOLE	1:02.759	213	PETRIE	45.257	29	22	GATHERCOLE	1:47.882	1:50.836	2.954
30	179	GARNER	1:03.111	331	BURROWS	45.361	30	51	CLARKE	1:48.507	1:48.507	0.000
31	117	STONARD	1:03.205	191	GOOD	45.400	31	179	GARNER	1:49.128	1:50.539	1.411
32	30	GATHERCOLE	1:03.216	179	GARNER	46.017	32	213	PETRIE	1:49.301	1:53.854	4.553
33	150	DRINKWATER	1:03.510	150	DRINKWATER	46.081	33	150	DRINKWATER	1:49.591	1:49.591	0.000
34	51	CLARKE	1:03.726	501	COID	46.116	34	30	GATHERCOLE	1:49.627	1:49.873	0.246
35	207	STIMSON	1:03.821	30	GATHERCOLE	46.411	35	117	STONARD	1:50.584	1:50.584	0.000
36	624	FEDRICK	1:03.923	624	FEDRICK	46.889	36	207	STIMSON	1:50.713	1:50.713	0.000
37	213	PETRIE	1:04.044	207	STIMSON	46.892	37	624	FEDRICK	1:50.812	1:50.812	0.000
38	501	COID	1:04.769	144	CRONIN	47.122	38	501	COID	1:50.885	1:50.971	0.086
39	155	SMITH	1:05.744	117	STONARD	47.379	39	155	SMITH	1:53.410	1:54.133	0.723
40	144	CRONIN	1:06.819	228	McFADDEN	47.546	40	144	CRONIN	1:53.941	1:58.012	4.071
41	85	HATTERSLEY	1:07.333	155	SMITH	47.666	41	85	HATTERSLEY	1:55.896	1:55.896	0.000
42	70	HALL	1:07.738	8	SAUNDERS	48.068	42	70	HALL	1:56.493	1:56.644	0.151
43	28	BICKNELL	1:08.295	62	NUNN	48.482	43	228	McFADDEN	1:56.553	1:57.309	0.756
44	62	NUNN	1:08.790	85	HATTERSLEY	48.563	44	8	SAUNDERS	1:57.057	1:57.892	0.835
45	8	SAUNDERS	1:08.989	70	HALL	48.755	45	62	NUNN	1:57.272	1:57.272	0.000
46	228	McFADDEN	1:09.007	28	BICKNELL	49.008	46	28	BICKNELL	1:57.303	1:57.990	0.687
47	41	NURRISH	1:12.364	42	EVANS	51.151	47	42	EVANS	2:03.710	2:04.632	0.922
48	42	EVANS	1:12.559	41	NURRISH	52.017	48	41	NURRISH	2:04.381	2:04.932	0.551
49	63	BUSH	1:13.980	63	BUSH	52.149	49	63	BUSH	2:06.129	2:06.129	0.000
50							50	19	REGAN		2:00.120	

Weather / Track : Cloudy / Dry

Cadwell Park

Circuit Length = 2.1800 miles

Start: 09:51 Flag 10:02 End: 10:02

Results can be found at www.tsl-timing.com

Printed - 10:13 Saturday, 26 June 2021

BMCRC - MRO Championships 2021 - Rnd 3 @ Cadwell Park

Team Respro MRO 600 & BMCRC Rookie 600

QUALIFYING - STATISTICS

Competitors Started	50
Planned Start	2021-06-26 @ 09:51:00.000
Actual Start	2021-06-26 @ 09:51:40.459
Finish Time	2021-06-26 @ 10:02:36.373
Track Length	2.1800mi.
Total Laps	163
Total Distance Covered	355.3430mi.

Session Fastest Lap History

NO	CL	NAME	LAP TIME	TIME OF DAY	LAP	VEHICLE
188		Dawid KRAWIECKI	1:43.842	09:54:00.118	1	Yamaha R6
188		Dawid KRAWIECKI	1:41.045	09:55:41.163	2	Yamaha R6
7	C	Thomas BENSTED	1:39.960	09:55:59.828	2	Triumph DAYTONA 675R
188		Dawid KRAWIECKI	1:39.481	09:57:20.644	3	Yamaha R6
9		Glenn WALSH	1:37.564	09:57:29.060	3	Yamaha R6
321		Martin MORRIS	1:37.436	09:59:10.425	4	Kawasaki ZX6R

Flag History

TYPE	TIME OF DAY
GREEN	09:51:40.459
RED	09:59:37.815
FINISH	10:02:36.373

Flag Statistics

TYPE	COUNT	TOTAL LAPS	TOTAL TIME
Green	1	4	7:57.356
Red	1	0	2:58.557
Safety Car	0	0	0.000
FCY	0	0	0.000

BMCRC - MRO Championships 2021 - Rnd 3 @ Cadwell Park

Team Respro MRO 600 & BMCRC Rookie 600

QUALIFYING - STATISTICS

CLASS :

20 Starters

Fastest Lap History

NO	NAME	LAP TIME	TIME OF DAY	LAP	VEHICLE
188	Dawid KRAWIECKI	1:43.842	09:54:00.118	1	Yamaha R6
188	Dawid KRAWIECKI	1:41.045	09:55:41.163	2	Yamaha R6
188	Dawid KRAWIECKI	1:39.481	09:57:20.644	3	Yamaha R6
9	Glenn WALSH	1:37.564	09:57:29.060	3	Yamaha R6
321	Martin MORRIS	1:37.436	09:59:10.425	4	Kawasaki ZX6R

Weather / Track : Cloudy / Dry

Results can be found at www.tsl-timing.com

Page 2 of 4

Cadwell Park
Circuit Length = 2.1800 miles
Start: 09:51 Flag 10:02 End: 10:02

Printed - 10:07 Saturday, 26 June 2021

BMCRC - MRO Championships 2021 - Rnd 3 @ Cadwell Park

Team Respro MRO 600 & BMCRC Rookie 600

QUALIFYING - STATISTICS

CLASS : C

13 Starters

Fastest Lap History

NO	NAME	LAP TIME	TIME OF DAY	LAP	VEHICLE
100	Craig HOWTON	1:50.303	09:54:10.689	1	Kawasaki ZX6R
37	Alexander LATHAM	1:48.809	09:54:11.382	1	Triumph DAYTONA
7	Thomas BENSTED	1:48.476	09:54:19.868	1	Triumph DAYTONA 675R
169	Gareth CUNNINGHAM	1:46.889	09:54:30.452	1	Yamaha R6
100	Craig HOWTON	1:43.926	09:55:54.616	2	Kawasaki ZX6R
7	Thomas BENSTED	1:39.960	09:55:59.828	2	Triumph DAYTONA 675R
818	Alex BARKER	1:39.500	09:57:44.490	3	Yamaha R6
7	Thomas BENSTED	1:38.464	09:59:20.954	4	Triumph DAYTONA 675R

Weather / Track : Cloudy / Dry

Results can be found at www.tsl-timing.com

Page 3 of 4

Cadwell Park
Circuit Length = 2.1800 miles
Start: 09:51 Flag 10:02 End: 10:02

Printed - 10:07 Saturday, 26 June 2021

BMCRC - MRO Championships 2021 - Rnd 3 @ Cadwell Park

Team Respro MRO 600 & BMCRC Rookie 600

QUALIFYING - STATISTICS

CLASS : 600

18 Starters

Fastest Lap History

NO	NAME	LAP TIME	TIME OF DAY	LAP	VEHICLE
207	Harry STIMSON	1:56.280	09:54:22.195	1	Yamaha R6
212	Matt PALLETT	1:50.473	09:54:24.446	1	Kawasaki ZX6R
30	Adam GATHERCOLE	1:49.873	09:54:55.960	1	Triumph DAYTONA 675
35	Reuben WARD	1:48.964	09:55:06.464	1	Kawasaki 636
212	Matt PALLETT	1:44.553	09:56:08.998	2	Kawasaki ZX6R
212	Matt PALLETT	1:42.578	09:57:51.577	3	Kawasaki ZX6R

BMCRC - MRO Championships 2021 - Rnd 3 @ Cadwell Park

Team Respro MRO 600

RACE 4 - GRID (7 Laps)

ROW 12		34	120	Dave IBBOTSON									
ROW 11	31	8	Dave SAUNDERS	1:57.892	32	144	Nick CRONIN	1:58.012	33	19	Michael REGAN	2:00.120	
ROW 10		28	191	Daniel GOOD	1:52.310	29	213	Jack PETRIE	1:53.854	30	70	Sean HALL	1:56.644
ROW 9	25	150	Paul DRINKWATER	1:49.591	26	117	Benjamin STONARD	1:50.584	27	624	Matthew FEDRICK	1:50.812	
ROW 8		22	148	Ashley SINCLAIR	1:46.655	23	17	Toby SHANN	1:47.363	24	331	Tim BURROWS	1:48.920
ROW 7	19	111	Ryan FOLKES	1:43.369	20	132	Mitchell GILBERT	1:45.018	21	43	Daniel SALES	1:45.519	
ROW 6		16	52	Scott FORBES-COWDRY	1:42.897	17	200	Dan BURNHAM	1:43.160	18	175	Paul MARLEY	1:43.321
ROW 5	13	100	Craig HOWTON	1:41.500	14	3	Joey LAMBDEN	1:41.793	15	63	Michael MACE	1:42.491	
ROW 4		10	13	Doug EDMONDSON	1:40.557	11	37	Alexander LATHAM	1:40.880	12	95	Grant ROBERTSON	1:41.116
ROW 3	7	188	Dawid KRAWIECKI	1:39.481	8	169	Gareth CUNNINGHAM	1:39.888	9	2	Andrew GILL	1:40.048	
ROW 2		4	7	Thomas BENSTED	1:38.464	5	818	Alex BARKER	1:39.284	6	136	Callum WARD	1:39.413
ROW 1	1	321	Martin MORRIS	1:37.436	2	9	Glenn WALSH	1:37.564	3	134	Donald GILBERT	1:37.838	
			Pole										

Cadwell Park
Circuit Length = 2.1800 miles

These results are provisional until the conclusion of any judicial and technical matters.

Clerk Of Course :	Stewards :	Timekeeper :
-------------------	------------	--------------

Results can be found at www.tsl-timing.com

Printed - 10:09 Saturday, 26 June 2021



BMCRC - MRO Championships 2021 - Rnd 3 @ Cadwell Park

Team Respro MRO 600

RACE 4 - CLASSIFICATION

POS	NO	CL	PIC NAME	ENTRY	LAPS	TIME	GAP	DIFF	MPH	BEST	ON
1	9		1 Glenn WALSH	Yamaha R6 - Walters Medical	6	9:38.964			81.33	1:35.100	4
2	134		2 Donald GILBERT	Kawasaki ZX6R - S and N Tyres	6	9:41.266	2.302	2.302	81.01	1:35.719	4
3	188		3 Dawid KRAWIECKI	Yamaha R6 - Code Blue LTD & D A East Electrical	6	9:44.358	5.394	3.092	80.58	1:35.672	4
4	321		4 Martin MORRIS	Kawasaki ZX6R - Morris Racing, Obsession Engine	5	8:14.375	1 Lap	1 Lap	79.37	1:36.903	5
5	818	C	1 Alex BARKER	Yamaha R6 - Barker Woodrow LTD	5	8:16.494	1 Lap	2.119	79.03	1:37.226	4
6	136		5 Callum WARD	Yamaha R6 -	5	8:17.264	1 Lap	0.770	78.91	1:37.881	3
7	7	C	2 Thomas BENSTED	Triumph DAYTONA 675R - Significant Debt Racing	5	8:17.777	1 Lap	0.513	78.83	1:37.845	4
8	169	C	3 Gareth CUNNINGHAM	Yamaha R6 -	5	8:18.418	1 Lap	0.641	78.72	1:37.089	5
9	37	C	4 Alexander LATHAM	Triumph DAYTONA - BR-8 / McCrash Racing	5	8:20.920	1 Lap	2.502	78.33	1:38.003	5
10	13		6 Doug EDMONDSON	Triumph DAYTONA 675 - Stan Stephens Tuning	5	8:21.083	1 Lap	0.163	78.31	1:37.799	5
11	17		7 Toby SHANN	Triumph 675 -	5	8:21.396	1 Lap	0.313	78.26	1:37.630	5
12	3		8 Joey LAMBDEN	Kawasaki ZX600 RBF -	5	8:24.573	1 Lap	3.177	77.76	1:38.279	5
13	111		9 Ryan FOLKES	Triumph DAYTONA 675 - Carl Harrison Motorcycle	5	8:25.427	1 Lap	0.854	77.63	1:37.745	5
14	175		10 Paul MARLEY	Kawasaki ZX6R - Marley Landrovers	5	8:27.958	1 Lap	2.531	77.25	1:39.585	5
15	95*		11 Grant ROBERTSON	Kawasaki ZX6R -	5	8:30.307	1 Lap	2.349	76.89	1:38.014	5
16	63		12 Michael MACE	Yamaha R6 - Kevin Marshall	5	8:30.947	1 Lap	0.640	76.79	1:39.390	5
17	132	C	5 Mitchell GILBERT	Suzuki GSXR 600 - The Asap group	5	8:33.793	1 Lap	2.846	76.37	1:40.959	2
18	52	C	6 Scott FORBES-COWDRY	Yamaha R6 13S -	5	8:40.960	1 Lap	7.167	75.32	1:40.108	5
19	148	C	7 Ashley SINCLAIR	Yamaha R6 -	5	8:42.456	1 Lap	1.496	75.10	1:39.810	4
20	331		13 Tim BURROWS	Yamaha R6 -	5	8:49.271	1 Lap	6.815	74.14	1:42.243	4
21	191		14 Daniel GOOD	Kawasaki ZX6R - Quality Fast Facades and Jobling	5	8:49.666	1 Lap	0.395	74.08	1:42.126	4
22	43	C	8 Daniel SALES	Yamaha R6 - Team Freddie, Ron & Frankie	5	8:53.191	1 Lap	3.525	73.59	1:42.834	4
23	117	C	9 Benjamin STONARD	Yamaha R6 -	5	9:00.068	1 Lap	6.877	72.65	1:46.266	3
24	624	C	10 Matthew FEDRICK	Yamaha R6 - Matthew Fedrick farriers ltd/ Palmer R	5	9:00.392	1 Lap	0.324	72.61	1:45.734	4
25	150		15 Paul DRINKWATER	Suzuki GSXR 600 -	5	9:00.894	1 Lap	0.502	72.54	1:45.684	4
26	8	C	11 Dave SAUNDERS	Honda CBR600 - ETR Building & Civil Engineering L	5	9:01.328	1 Lap	0.434	72.48	1:45.980	3
27	19		16 Michael REGAN	Honda CBR600RR - North weald motorcycles	5	9:20.950	1 Lap	19.622	69.95	1:49.205	5
28	144		17 Nick CRONIN	Yamaha R6 -	5	9:23.769	1 Lap	2.819	69.60	1:47.928	5
29	70	C	12 Sean HALL	Yamaha R6 - S and y ceramics	5	9:27.970	1 Lap	4.201	69.08	1:50.715	5

NOT CLASSIFIED

DNF	100	C	Craig HOWTON	Kawasaki ZX6R - ME	5	8:27.150	1 Lap		77.37	1:39.419	2
DNF	200	C	Dan BURNHAM	Triumph DAYTONA 675 - BDR RACING / KY JAX	5	8:27.354	1 Lap	0.204	77.34	1:38.530	5
DNF	213		Jack PETRIE	Kawasaki ZX6 - AM Tiling	5	8:59.961	1 Lap	32.607	72.67	1:45.265	3
DNF	2		Andrew GILL	Kawasaki ZX6R -	0						
NS	120		Dave IBBOTSON	Honda CBR600 -	0						

FASTEST LAP

9			Glenn WALSH	Yamaha R6 - Walters Medical	4	1:35.100		82.52 mph		132.81 kph	
169	C		Gareth CUNNINGHAM	Yamaha R6 -	5	1:37.089		80.83 mph		130.08 kph	

Bike 95 - 10 second penalty - Jump start
 Bikes 100, 200 & 213 - not running at time of Red Flag
 Class - 92.5% of Race Speed = 75.23 mph
 Class C - 92.5% of Race Speed = 73.10 mph

Cadwell Park: 2.1800 miles
 Race Distance: 6 Laps / 13.08 miles
 Start: 12:47 Flag 12:57 End: 13:04

Weather / Track : Cloudy / Dry

These results are provisional until the conclusion of any judicial and technical matters.

Clerk Of Course :	Stewards :	Timekeeper : Sarah Evans
-------------------	------------	--------------------------

Results can be found at www.tsl-timing.com

Printed - 13:18 Saturday, 26 June 2021



BMCRC - MRO Championships 2021 - Rnd 3 @ Cadwell Park

Team Respro MRO 600

RACE 4 - LAP CHART

LAP 1 @ 12:49:19.486

NO	BEHIND	LAP TIME
134		1:40.734
9	0.446	1:41.180
188	1.807	1:42.541
136	2.971	1:43.705
321	3.510	1:44.244
7	3.999	1:44.733
818	4.648	1:45.382
37	4.959	1:45.693
95	5.781	1:46.515
169	5.804	1:46.538
100	6.233	1:46.967
13	6.640	1:47.374
3	7.021	1:47.755
175	7.718	1:48.452
132	8.063	1:48.797
17	8.086	1:48.820
63	8.887	1:49.621
111	8.967	1:49.701
200	9.414	1:50.148
117	12.828	1:53.562
331	13.071	1:53.805
43	13.217	1:53.951
148	13.614	1:54.348
52	13.741	1:54.475
624	14.495	1:55.229
150	14.672	1:55.406
191	14.993	1:55.727
213	15.468	1:56.202
8	15.803	1:56.537
19	18.227	1:58.961
70	22.079	2:02.813
144	22.437	2:03.171

LAP 2 @ 12:50:56.036

NO	BEHIND	LAP TIME
9		1:36.104
134	0.360	1:36.910
188	1.605	1:36.348
321	4.808	1:37.848
136	4.832	1:38.411
7	5.578	1:38.129
818	6.289	1:38.191
37	6.560	1:38.151
169	6.988	1:37.734
95	8.228	1:38.997
100	9.102	1:39.419
13	9.448	1:39.358
17	10.064	1:38.528
3	10.804	1:40.333
175	11.212	1:40.044
111	11.312	1:38.895
132	12.472	1:40.959
63	12.838	1:40.501
200	13.230	1:40.366
52	22.371	1:45.180
117	22.967	1:46.689
331	23.106	1:46.585
148	23.399	1:46.335
43	23.634	1:46.967
191	23.939	1:45.496
624	24.490	1:46.545
213	24.909	1:45.991

150	25.324	1:47.202
8	25.967	1:46.714
19	31.481	1:49.804
70	36.951	1:51.422
144	37.766	1:51.879

LAP 3 @ 12:52:31.678

NO	BEHIND	LAP TIME
9		1:35.642
134	0.835	1:36.117
188	1.796	1:35.833
136	7.071	1:37.881
321	7.190	1:38.024
818	8.420	1:37.773
7	9.027	1:39.091
169	9.412	1:38.066
37	9.724	1:38.806
95	11.022	1:38.436
13	11.890	1:38.084
17	13.015	1:38.593
3	14.824	1:39.662
100	14.868	1:41.408
111	15.056	1:39.386
175	15.771	1:40.201
200	16.996	1:39.408
132	18.459	1:41.629
63	18.857	1:41.661
52	27.107	1:40.378
148	29.333	1:41.576
331	31.327	1:43.863
191	31.927	1:43.630
117	33.591	1:46.266
43	33.782	1:45.790
213	34.532	1:45.265
624	34.632	1:45.784
150	36.278	1:46.596
8	36.305	1:45.980
19	47.903	1:52.064
70	52.874	1:51.565
144	53.815	1:51.691

LAP 4 @ 12:54:06.778

NO	BEHIND	LAP TIME
9		1:35.100
134	1.454	1:35.719
188	2.368	1:35.672
321	9.446	1:37.356
136	10.367	1:38.396
818	10.546	1:37.226
7	11.772	1:37.845
169	13.303	1:38.991
95	14.267	1:38.345
37	14.891	1:40.267
13	15.258	1:38.468
17	15.740	1:37.825
3	18.268	1:38.544
100	19.502	1:39.734
111	19.656	1:39.700
175	20.347	1:39.676
200	20.798	1:38.902
63	23.531	1:39.774
132	24.522	1:41.163
52	32.826	1:40.819
148	34.043	1:39.810

331	38.470	1:42.243
191	38.953	1:42.126
43	41.516	1:42.834
213	45.047	1:45.615
117	45.121	1:46.630
624	45.266	1:45.734
150	46.862	1:45.684
8	47.281	1:46.076
19	1:03.719	1:50.916
144	1:07.815	1:49.100
70	1:09.229	1:51.455

LAP 5 @ 12:55:42.413

NO	BEHIND	LAP TIME
9		1:35.635
134	1.624	1:35.805
188	3.575	1:36.842
321	10.714	1:36.903
818	12.833	1:37.922
136	13.603	1:38.871
7	14.116	1:37.979
169	14.757	1:37.089
95	16.646	1:38.014
37	17.259	1:38.003
13	17.422	1:37.799
17	17.735	1:37.630
3	20.912	1:38.279
111	21.766	1:37.745
100	23.489	1:39.622
200	23.693	1:38.530
175	24.297	1:39.585
63	27.286	1:39.390
132	30.132	1:41.245
52	37.299	1:40.108
148	38.795	1:40.387
331	45.610	1:42.775
191	46.005	1:42.687
43	49.530	1:43.649
213	56.300	1:46.888
117	56.407	1:46.921
624	56.731	1:47.100
150	57.233	1:46.006
8	57.667	1:46.021
19	1:17.289	1:49.205
144	1:20.108	1:47.928
70	1:24.309	1:50.715

LAP 6 @ 12:57:17.716

NO	BEHIND	LAP TIME
9		1:35.303
134	2.302	1:35.981
188	5.394	1:37.122

Weather / Track : Cloudy / Dry

Results can be found at www.tsl-timing.com

Cadwell Park
Circuit Length = 2.1800 miles
Start: 12:47 Flag 12:57 End: 13:04

Printed - 13:19 Saturday, 26 June 2021

BMCRC - MRO Championships 2021 - Rnd 3 @ Cadwell Park

Team Respro MRO 600

RACE 4 - SECTOR ANALYSIS



SECTOR 1 = FL to I1, SECTOR 2 = I1 to FL, DIFF = Difference To Personal Best Lap, P = Crossed Finish Line in Pit Lane, D = Time Disallowed

P1 9		Glenn WALSH		Yamaha R6 - Walters Medical		
IDEAL LAP TIME : 1:35.100		BEST LAP TIME : 1:35.100		DIFFERENCE : 0.000		
LAP	SECTOR 1	SECTOR 2	LAP TIME	MPH	DIFF	TIME OF DAY
1 -		40.461	1:41.180	77.56	6.080	12:49:19.932
2 -	55.705	40.399	1:36.104	81.66	1.004	12:50:56.036
3 -	55.607	40.035	1:35.642	82.05	0.542	12:52:31.678
4 -	55.256	39.844	1:35.100 (1)	82.52		12:54:06.778
5 -	55.338	40.297	1:35.635 (3)	82.06	0.535	12:55:42.413
6 -	55.310	39.993	1:35.303 (2)	82.34	0.203	12:57:17.716

P2 134		Donald GILBERT		Kawasaki ZX6R - S and N Tyres		
IDEAL LAP TIME : 1:35.526		BEST LAP TIME : 1:35.719		DIFFERENCE : 0.193		
LAP	SECTOR 1	SECTOR 2	LAP TIME	MPH	DIFF	TIME OF DAY
1 -		40.206	1:40.734	77.90	5.015	12:49:19.486
2 -	56.631	40.279	1:36.910	80.98	1.191	12:50:56.396
3 -	55.959	40.158	1:36.117	81.65	0.398	12:52:32.513
4 -	55.854	39.865	1:35.719 (1)	81.99		12:54:08.232
5 -	55.661	40.144	1:35.805 (2)	81.91	0.086	12:55:44.037
6 -	55.701	40.280	1:35.981 (3)	81.76	0.262	12:57:20.018

P3 188		Dawid KRAWIECKI		Yamaha R6 - Code Blue LTD & D A East Electrical		
IDEAL LAP TIME : 1:35.537		BEST LAP TIME : 1:35.672		DIFFERENCE : 0.135		
LAP	SECTOR 1	SECTOR 2	LAP TIME	MPH	DIFF	TIME OF DAY
1 -		41.048	1:42.541	76.53	6.869	12:49:21.293
2 -	55.249	41.099	1:36.348 (3)	81.45	0.676	12:50:57.641
3 -	55.545	40.288	1:35.833 (2)	81.89	0.161	12:52:33.474
4 -	55.376	40.296	1:35.672 (1)	82.03		12:54:09.146
5 -	55.810	41.032	1:36.842	81.03	1.170	12:55:45.988
6 -	56.258	40.864	1:37.122	80.80	1.450	12:57:23.110

P4 321		Martin MORRIS		Kawasaki ZX6R - Morris Racing, Obsession Engineering		
IDEAL LAP TIME : 1:36.005		BEST LAP TIME : 1:36.903		DIFFERENCE : 0.898		
LAP	SECTOR 1	SECTOR 2	LAP TIME	MPH	DIFF	TIME OF DAY
1 -		41.689	1:44.244	75.28	7.341	12:49:22.996
2 -	56.888	40.960	1:37.848 (3)	80.20	0.945	12:51:00.844
3 -	57.177	40.847	1:38.024	80.06	1.121	12:52:38.868
4 -	56.748	40.608	1:37.356 (2)	80.61	0.453	12:54:16.224
5 -	56.115	40.788	1:36.903 (1)	80.98		12:55:53.127

P5 818 C		Alex BARKER		Yamaha R6 - Barker Woodrow LTD		
IDEAL LAP TIME : 1:37.226		BEST LAP TIME : 1:37.226		DIFFERENCE : 0.000		
LAP	SECTOR 1	SECTOR 2	LAP TIME	MPH	DIFF	TIME OF DAY
1 -		42.023	1:45.382	74.47	8.156	12:49:24.134
2 -	56.494	41.697	1:38.191	79.92	0.965	12:51:02.325
3 -	56.371	41.402	1:37.773 (2)	80.26	0.547	12:52:40.098
4 -	55.977	41.249	1:37.226 (1)	80.71		12:54:17.324
5 -	56.462	41.460	1:37.922 (3)	80.14	0.696	12:55:55.246

P6 136		Callum WARD		Yamaha R6 -		
IDEAL LAP TIME : 1:37.881		BEST LAP TIME : 1:37.881		DIFFERENCE : 0.000		
LAP	SECTOR 1	SECTOR 2	LAP TIME	MPH	DIFF	TIME OF DAY
1 -		40.933	1:43.705	75.67	5.824	12:49:22.457
2 -	57.228	41.183	1:38.411 (3)	79.74	0.530	12:51:00.868
3 -	57.036	40.845	1:37.881 (1)	80.17		12:52:38.749
4 -	57.145	41.251	1:38.396 (2)	79.76	0.515	12:54:17.145
5 -	57.791	41.080	1:38.871	79.37	0.990	12:55:56.016

Weather / Track : Cloudy / Dry

Cadwell Park
Circuit Length = 2.1800 miles
Start: 12:47 Flag 12:57 End: 13:04

BMCRC - MRO Championships 2021 - Rnd 3 @ Cadwell Park

Team Respro MRO 600

RACE 4 - SECTOR ANALYSIS



SECTOR 1 = FL to I1, SECTOR 2 = I1 to FL, DIFF = Difference To Personal Best Lap, P = Crossed Finish Line in Pit Lane, D = Time Disallowed

P7 7 C		Thomas BENSTED		Triumph DAYTONA 675R - Significant Debt Racing			
IDEAL LAP TIME : 1:37.840		BEST LAP TIME : 1:37.845		DIFFERENCE : 0.005			
LAP	SECTOR 1	SECTOR 2	LAP TIME	MPH	DIFF	TIME OF DAY	
1 -		41.730	1:44.733	74.93	6.888	12:49:23.485	
2 -	56.829	41.300	1:38.129 (3)	79.97	0.284	12:51:01.614	
3 -	57.264	41.827	1:39.091	79.20	1.246	12:52:40.705	
4 -	56.540	41.305	1:37.845 (1)	80.20		12:54:18.550	
5 -	56.551	41.428	1:37.979 (2)	80.09	0.134	12:55:56.529	

P8 169 C		Gareth CUNNINGHAM		Yamaha R6 -			
IDEAL LAP TIME : 1:37.067		BEST LAP TIME : 1:37.089		DIFFERENCE : 0.022			
LAP	SECTOR 1	SECTOR 2	LAP TIME	MPH	DIFF	TIME OF DAY	
1 -		42.214	1:46.538	73.66	9.449	12:49:25.290	
2 -	56.362	41.372	1:37.734 (2)	80.30	0.645	12:51:03.024	
3 -	56.212	41.854	1:38.066 (3)	80.02	0.977	12:52:41.090	
4 -	57.464	41.527	1:38.991	79.28	1.902	12:54:20.081	
5 -	56.234	40.855	1:37.089 (1)	80.83		12:55:57.170	

P9 37 C		Alexander LATHAM		Triumph DAYTONA - BR-8 / McCrash Racing			
IDEAL LAP TIME : 1:37.965		BEST LAP TIME : 1:38.003		DIFFERENCE : 0.038			
LAP	SECTOR 1	SECTOR 2	LAP TIME	MPH	DIFF	TIME OF DAY	
1 -		42.021	1:45.693	74.25	7.690	12:49:24.445	
2 -	56.363	41.788	1:38.151 (2)	79.95	0.148	12:51:02.596	
3 -	56.389	42.417	1:38.806 (3)	79.42	0.803	12:52:41.402	
4 -	57.097	43.170	1:40.267	78.27	2.264	12:54:21.669	
5 -	56.401	41.602	1:38.003 (1)	80.07		12:55:59.672	

P10 13		Doug EDMONDSON		Triumph DAYTONA - Stan Stephens Tuning			
IDEAL LAP TIME : 1:37.368		BEST LAP TIME : 1:37.799		DIFFERENCE : 0.431			
LAP	SECTOR 1	SECTOR 2	LAP TIME	MPH	DIFF	TIME OF DAY	
1 -		42.312	1:47.374	73.09	9.575	12:49:26.126	
2 -	57.605	41.753	1:39.358	78.98	1.559	12:51:05.484	
3 -	56.851	41.233	1:38.084 (2)	80.01	0.285	12:52:43.568	
4 -	56.772	41.696	1:38.468 (3)	79.70	0.669	12:54:22.036	
5 -	56.587	41.212	1:37.799 (1)	80.24		12:55:59.835	

P11 17		Toby SHANN		Triumph 675 -			
IDEAL LAP TIME : 1:37.543		BEST LAP TIME : 1:37.630		DIFFERENCE : 0.087			
LAP	SECTOR 1	SECTOR 2	LAP TIME	MPH	DIFF	TIME OF DAY	
1 -		42.206	1:48.820	72.11	11.190	12:49:27.572	
2 -	56.730	41.798	1:38.528 (3)	79.65	0.898	12:51:06.100	
3 -	57.030	41.563	1:38.593	79.60	0.963	12:52:44.693	
4 -	56.403	41.422	1:37.825 (2)	80.22	0.195	12:54:22.518	
5 -	56.490	41.140	1:37.630 (1)	80.38		12:56:00.148	

P12 3		Joey LAMBDEN		Kawasaki ZX600 RBF -			
IDEAL LAP TIME : 1:37.925		BEST LAP TIME : 1:38.279		DIFFERENCE : 0.354			
LAP	SECTOR 1	SECTOR 2	LAP TIME	MPH	DIFF	TIME OF DAY	
1 -		42.474	1:47.755	72.83	9.476	12:49:26.507	
2 -	57.270	43.063	1:40.333	78.22	2.054	12:51:06.840	
3 -	57.492	42.170	1:39.662 (3)	78.74	1.383	12:52:46.502	
4 -	57.233	41.311	1:38.544 (2)	79.64	0.265	12:54:25.046	
5 -	56.614	41.665	1:38.279 (1)	79.85		12:56:03.325	

Weather / Track : Cloudy / Dry

Cadwell Park
Circuit Length = 2.1800 miles
Start: 12:47 Flag 12:57 End: 13:04

BMCRC - MRO Championships 2021 - Rnd 3 @ Cadwell Park

Team Respro MRO 600

RACE 4 - SECTOR ANALYSIS



SECTOR 1 = FL to I1, SECTOR 2 = I1 to FL, DIFF = Difference To Personal Best Lap, P = Crossed Finish Line in Pit Lane, D = Time Disallowed

P13 111		Ryan FOLKES		Triumph DAYTONA 675 - Carl Harrison Motorcycle Services			
IDEAL LAP TIME : 1:37.429		BEST LAP TIME : 1:37.745		DIFFERENCE : 0.316			
LAP	SECTOR 1	SECTOR 2	LAP TIME	MPH	DIFF	TIME OF DAY	
1 -		42.563	1:49.701	71.54	11.956	12:49:28.453	
2 -	57.279	41.616	1:38.895 (2)	79.35	1.150	12:51:07.348	
3 -	57.023	42.363	1:39.386 (3)	78.96	1.641	12:52:46.734	
4 -	58.034	41.666	1:39.700	78.71	1.955	12:54:26.434	
5 -	56.696	41.049	1:37.745 (1)	80.29		12:56:04.179	

P14 175		Paul MARLEY		Kawasaki ZX6R - Marley Landrovers			
IDEAL LAP TIME : 1:39.020		BEST LAP TIME : 1:39.585		DIFFERENCE : 0.565			
LAP	SECTOR 1	SECTOR 2	LAP TIME	MPH	DIFF	TIME OF DAY	
1 -		42.065	1:48.452	72.36	8.867	12:49:27.204	
2 -	57.612	42.432	1:40.044 (3)	78.44	0.459	12:51:07.248	
3 -	57.589	42.612	1:40.201	78.32	0.616	12:52:47.449	
4 -	57.742	41.934	1:39.676 (2)	78.73	0.091	12:54:27.125	
5 -	57.652	41.933	1:39.585 (1)	78.80		12:56:06.710	

P15 95		Grant ROBERTSON		Kawasaki ZX6R -			
IDEAL LAP TIME : 1:37.919		BEST LAP TIME : 1:38.014		DIFFERENCE : 0.095			
LAP	SECTOR 1	SECTOR 2	LAP TIME	MPH	DIFF	TIME OF DAY	
1 -		42.335	1:46.515	73.68	8.501	12:49:25.267	
2 -	57.532	41.465	1:38.997	79.27	0.983	12:51:04.264	
3 -	56.851	41.585	1:38.436 (3)	79.72	0.422	12:52:42.700	
4 -	56.915	41.430	1:38.345 (2)	79.80	0.331	12:54:21.045	
5 -	56.489	41.525	1:38.014 (1)	80.07		12:55:59.059	

P16 63		Michael MACE		Yamaha R6 - Kevin Marshall			
IDEAL LAP TIME : 1:38.855		BEST LAP TIME : 1:39.390		DIFFERENCE : 0.535			
LAP	SECTOR 1	SECTOR 2	LAP TIME	MPH	DIFF	TIME OF DAY	
1 -		42.524	1:49.621	71.59	10.231	12:49:28.373	
2 -	58.047	42.454	1:40.501 (3)	78.08	1.111	12:51:08.874	
3 -	59.001	42.660	1:41.661	77.19	2.271	12:52:50.535	
4 -	58.169	41.605	1:39.774 (2)	78.65	0.384	12:54:30.309	
5 -	57.250	42.140	1:39.390 (1)	78.96		12:56:09.699	

P17 132 C		Mitchell GILBERT		Suzuki GSXR 600 - The Asap group			
IDEAL LAP TIME : 1:40.932		BEST LAP TIME : 1:40.959		DIFFERENCE : 0.027			
LAP	SECTOR 1	SECTOR 2	LAP TIME	MPH	DIFF	TIME OF DAY	
1 -		43.099	1:48.797	72.13	7.838	12:49:27.549	
2 -	58.438	42.521	1:40.959 (1)	77.73		12:51:08.508	
3 -	59.011	42.618	1:41.629	77.22	0.670	12:52:50.137	
4 -	58.669	42.494	1:41.163 (2)	77.57	0.204	12:54:31.300	
5 -	58.673	42.572	1:41.245 (3)	77.51	0.286	12:56:12.545	

P18 52 C		Scott FORBES-COWDRY		Yamaha R6 13S -			
IDEAL LAP TIME : 1:40.015		BEST LAP TIME : 1:40.108		DIFFERENCE : 0.093			
LAP	SECTOR 1	SECTOR 2	LAP TIME	MPH	DIFF	TIME OF DAY	
1 -		43.327	1:54.475	68.55	14.367	12:49:33.227	
2 -	1:01.294	43.886	1:45.180	74.61	5.072	12:51:18.407	
3 -	57.857	42.521	1:40.378 (2)	78.18	0.270	12:52:58.785	
4 -	58.374	42.445	1:40.819 (3)	77.84	0.711	12:54:39.604	
5 -	57.950	42.158	1:40.108 (1)	78.39		12:56:19.712	

Weather / Track : Cloudy / Dry

Cadwell Park
Circuit Length = 2.1800 miles
Start: 12:47 Flag 12:57 End: 13:04

BMCRC - MRO Championships 2021 - Rnd 3 @ Cadwell Park

Team Respro MRO 600

RACE 4 - SECTOR ANALYSIS



SECTOR 1 = FL to I1, SECTOR 2 = I1 to FL, DIFF = Difference To Personal Best Lap, P = Crossed Finish Line in Pit Lane, D = Time Disallowed

P19 148 C		Ashley SINCLAIR		Yamaha R6 -		
IDEAL LAP TIME : 1:39.532		BEST LAP TIME : 1:39.810		DIFFERENCE : 0.278		
LAP	SECTOR 1	SECTOR 2	LAP TIME	MPH	DIFF	TIME OF DAY
1 -		44.160	1:54.348	68.63	14.538	12:49:33.100
2 -	1:02.012	44.323	1:46.335	73.80	6.525	12:51:19.435
3 -	59.364	42.212	1:41.576 (3)	77.26	1.766	12:53:01.011
4 -	57.981	41.829	1:39.810 (1)	78.63		12:54:40.821
5 -	58.112	42.275	1:40.387 (2)	78.17	0.577	12:56:21.208

P20 331		Tim BURROWS		Yamaha R6 -		
IDEAL LAP TIME : 1:42.173		BEST LAP TIME : 1:42.243		DIFFERENCE : 0.070		
LAP	SECTOR 1	SECTOR 2	LAP TIME	MPH	DIFF	TIME OF DAY
1 -		44.615	1:53.805	68.96	11.562	12:49:32.557
2 -	1:01.777	44.808	1:46.585	73.63	4.342	12:51:19.142
3 -	1:00.948	42.915	1:43.863 (3)	75.56	1.620	12:53:03.005
4 -	59.258	42.985	1:42.243 (1)	76.75		12:54:45.248
5 -	59.614	43.161	1:42.775 (2)	76.36	0.532	12:56:28.023

P21 191		Daniel GOOD		Kawasaki ZX6R - Quality Fast Facades and Joblings of Whitley I		
IDEAL LAP TIME : 1:41.964		BEST LAP TIME : 1:42.126		DIFFERENCE : 0.162		
LAP	SECTOR 1	SECTOR 2	LAP TIME	MPH	DIFF	TIME OF DAY
1 -		44.408	1:55.727	67.81	13.601	12:49:34.479
2 -	1:00.826	44.670	1:45.496	74.39	3.370	12:51:19.975
3 -	1:00.316	43.314	1:43.630 (3)	75.73	1.504	12:53:03.605
4 -	58.863	43.263	1:42.126 (1)	76.84		12:54:45.731
5 -	59.447	43.240	1:42.687 (2)	76.42	0.561	12:56:28.418

P22 43 C		Daniel SALES		Yamaha R6 - Team Freddie, Ron & Frankie		
IDEAL LAP TIME : 1:42.834		BEST LAP TIME : 1:42.834		DIFFERENCE : 0.000		
LAP	SECTOR 1	SECTOR 2	LAP TIME	MPH	DIFF	TIME OF DAY
1 -		44.389	1:53.951	68.87	11.117	12:49:32.703
2 -	1:02.222	44.745	1:46.967	73.36	4.133	12:51:19.670
3 -	1:00.915	44.875	1:45.790 (3)	74.18	2.956	12:53:05.460
4 -	59.108	43.726	1:42.834 (1)	76.31		12:54:48.294
5 -	59.606	44.043	1:43.649 (2)	75.71	0.815	12:56:31.943

P23 117 C		Benjamin STONARD		Yamaha R6 -		
IDEAL LAP TIME : 1:45.714		BEST LAP TIME : 1:46.266		DIFFERENCE : 0.552		
LAP	SECTOR 1	SECTOR 2	LAP TIME	MPH	DIFF	TIME OF DAY
1 -		44.819	1:53.562	69.10	7.296	12:49:32.314
2 -	1:01.304	45.385	1:46.689 (3)	73.56	0.423	12:51:19.003
3 -	1:00.895	45.371	1:46.266 (1)	73.85		12:53:05.269
4 -	1:01.140	45.490	1:46.630 (2)	73.60	0.364	12:54:51.899
5 -	1:01.485	45.436	1:46.921	73.40	0.655	12:56:38.820

P24 624 C		Matthew FEDRICK		Yamaha R6 - Matthew Fedrick farriers ltd/ Palmer Race Skool		
IDEAL LAP TIME : 1:45.605		BEST LAP TIME : 1:45.734		DIFFERENCE : 0.129		
LAP	SECTOR 1	SECTOR 2	LAP TIME	MPH	DIFF	TIME OF DAY
1 -		45.272	1:55.229	68.10	9.495	12:49:33.981
2 -	1:01.101	45.444	1:46.545 (3)	73.65	0.811	12:51:20.526
3 -	1:00.602	45.182	1:45.784 (2)	74.18	0.050	12:53:06.310
4 -	1:00.423	45.311	1:45.734 (1)	74.22		12:54:52.044
5 -	1:01.898	45.202	1:47.100	73.27	1.366	12:56:39.144

Weather / Track : Cloudy / Dry

Cadwell Park
Circuit Length = 2.1800 miles
Start: 12:47 Flag 12:57 End: 13:04

BMCRC - MRO Championships 2021 - Rnd 3 @ Cadwell Park

Team Respro MRO 600

RACE 4 - SECTOR ANALYSIS



SECTOR 1 = FL to I1, SECTOR 2 = I1 to FL, DIFF = Difference To Personal Best Lap, P = Crossed Finish Line in Pit Lane, D = Time Disallowed

P25 150		Paul DRINKWATER		Suzuki GSXR 600 -		
IDEAL LAP TIME : 1:45.684		BEST LAP TIME : 1:45.684		DIFFERENCE : 0.000		
LAP	SECTOR 1	SECTOR 2	LAP TIME	MPH	DIFF	TIME OF DAY
1 -		44.523	1:55.406	68.00	9.722	12:49:34.158
2 -	1:02.491	44.711	1:47.202	73.20	1.518	12:51:21.360
3 -	1:01.640	44.956	1:46.596 (3)	73.62	0.912	12:53:07.956
4 -	1:01.480	44.204	1:45.684 (1)	74.25		12:54:53.640
5 -	1:01.661	44.345	1:46.006 (2)	74.03	0.322	12:56:39.646

P26 8 C		Dave SAUNDERS		Honda CBR600 - ETR Building & Civil Engineering Ltd		
IDEAL LAP TIME : 1:45.575		BEST LAP TIME : 1:45.980		DIFFERENCE : 0.405		
LAP	SECTOR 1	SECTOR 2	LAP TIME	MPH	DIFF	TIME OF DAY
1 -		44.453	1:56.537	67.34	10.557	12:49:35.289
2 -	1:01.905	44.809	1:46.714	73.54	0.734	12:51:22.003
3 -	1:01.210	44.770	1:45.980 (1)	74.05		12:53:07.983
4 -	1:01.711	44.365	1:46.076 (3)	73.98	0.096	12:54:54.059
5 -	1:01.545	44.476	1:46.021 (2)	74.02	0.041	12:56:40.080

P27 19		Michael REGAN		Honda CBR600RR - North weald motorcycles		
IDEAL LAP TIME : 1:49.118		BEST LAP TIME : 1:49.205		DIFFERENCE : 0.087		
LAP	SECTOR 1	SECTOR 2	LAP TIME	MPH	DIFF	TIME OF DAY
1 -		46.158	1:58.961	65.97	9.756	12:49:37.713
2 -	1:03.472	46.332	1:49.804 (2)	71.47	0.599	12:51:27.517
3 -	1:04.994	47.070	1:52.064	70.03	2.859	12:53:19.581
4 -	1:04.392	46.524	1:50.916 (3)	70.75	1.711	12:55:10.497
5 -	1:03.559	45.646	1:49.205 (1)	71.86		12:56:59.702

P28 144		Nick CRONIN		Yamaha R6 -		
IDEAL LAP TIME : 1:47.928		BEST LAP TIME : 1:47.928		DIFFERENCE : 0.000		
LAP	SECTOR 1	SECTOR 2	LAP TIME	MPH	DIFF	TIME OF DAY
1 -		48.009	2:03.171	63.71	15.243	12:49:41.923
2 -	1:04.480	47.399	1:51.879	70.14	3.951	12:51:33.802
3 -	1:04.152	47.539	1:51.691 (3)	70.26	3.763	12:53:25.493
4 -	1:03.275	45.825	1:49.100 (2)	71.93	1.172	12:55:14.593
5 -	1:02.526	45.402	1:47.928 (1)	72.71		12:57:02.521

P29 70 C		Sean HALL		Yamaha R6 - S and y ceramics		
IDEAL LAP TIME : 1:50.655		BEST LAP TIME : 1:50.715		DIFFERENCE : 0.060		
LAP	SECTOR 1	SECTOR 2	LAP TIME	MPH	DIFF	TIME OF DAY
1 -		47.684	2:02.813	63.90	12.098	12:49:41.565
2 -	1:04.404	47.018	1:51.422 (2)	70.43	0.707	12:51:32.987
3 -	1:04.803	46.762	1:51.565	70.34	0.850	12:53:24.552
4 -	1:04.271	47.184	1:51.455 (3)	70.41	0.740	12:55:16.007
5 -	1:03.893	46.822	1:50.715 (1)	70.88		12:57:06.722

P30 100 C		Craig HOWTON		Kawasaki ZX6R - ME		
IDEAL LAP TIME : 1:39.040		BEST LAP TIME : 1:39.419		DIFFERENCE : 0.379		
LAP	SECTOR 1	SECTOR 2	LAP TIME	MPH	DIFF	TIME OF DAY
1 -		42.229	1:46.967	73.36	7.548	12:49:25.719
2 -	57.577	41.842	1:39.419 (1)	78.93		12:51:05.138
3 -	58.950	42.458	1:41.408	77.39	1.989	12:52:46.546
4 -	58.033	41.701	1:39.734 (3)	78.68	0.315	12:54:26.280
5 -	57.827	41.795	1:39.622 (2)	78.77	0.203	12:56:05.902

Weather / Track : Cloudy / Dry

Cadwell Park
Circuit Length = 2.1800 miles
Start: 12:47 Flag 12:57 End: 13:04

BMCRC - MRO Championships 2021 - Rnd 3 @ Cadwell Park

Team Respro MRO 600

RACE 4 - SECTOR ANALYSIS



SECTOR 1 = FL to I1, SECTOR 2 = I1 to FL, DIFF = Difference To Personal Best Lap, P = Crossed Finish Line in Pit Lane, D = Time Disallowed

P31 200 C		Dan BURNHAM		Triumph DAYTONA 675 - BDR RACING / KY JAX		
IDEAL LAP TIME : 1:37.757		BEST LAP TIME : 1:38.530		DIFFERENCE : 0.773		
LAP	SECTOR 1	SECTOR 2	LAP TIME	MPH	DIFF	TIME OF DAY
1 -		42.587	1:50.148	71.25	11.618	12:49:28.900
2 -	57.792	42.574	1:40.366	78.19	1.836	12:51:09.266
3 -	58.030	41.378	1:39.408 (3)	78.94	0.878	12:52:48.674
4 -	56.728	42.174	1:38.902 (2)	79.35	0.372	12:54:27.576
5 -	56.709	41.821	1:38.530 (1)	79.65		12:56:06.106

P32 213		Jack PETRIE		Kawasaki ZX6 - AM Tiling		
IDEAL LAP TIME : 1:44.701		BEST LAP TIME : 1:45.265		DIFFERENCE : 0.564		
LAP	SECTOR 1	SECTOR 2	LAP TIME	MPH	DIFF	TIME OF DAY
1 -		44.635	1:56.202	67.53	10.937	12:49:34.954
2 -	1:01.850	44.141	1:45.991 (3)	74.04	0.726	12:51:20.945
3 -	1:00.560	44.705	1:45.265 (1)	74.55		12:53:06.210
4 -	1:00.686	44.929	1:45.615 (2)	74.30	0.350	12:54:51.825
5 -	1:01.710	45.178	1:46.888	73.42	1.623	12:56:38.713

Weather / Track : Cloudy / Dry

BMCRC - MRO Championships 2021 - Rnd 3 @ Cadwell Park

Team Respro MRO 600

RACE 4 - BEST SECTORS

SECTOR 1			SECTOR 2			IDEAL / BEST COMPARISON						
POS	NO	NAME	TIME	NO	NAME	TIME	POS	NO	NAME	IDEAL	BEST	DIFF
									PERFECT LAP	1:35.093		
1	188	KRAWIECKI	55.249	9	WALSH	39.844	1	9	WALSH	1:35.100	1:35.100	0.000
2	9	WALSH	55.256	134	GILBERT	39.865	2	134	GILBERT	1:35.526	1:35.719	0.193
3	134	GILBERT	55.661	321	MORRIS	40.203	3	188	KRAWIECKI	1:35.537	1:35.672	0.135
4	321	MORRIS	55.802	188	KRAWIECKI	40.288	4	321	MORRIS	1:36.005	1:36.903	0.898
5	818	BARKER	55.977	136	WARD	40.845	5	169	CUNNINGHAM	1:37.067	1:37.089	0.022
6	13	EDMONDSON	56.156	169	CUNNINGHAM	40.855	6	818	BARKER	1:37.226	1:37.226	0.000
7	169	CUNNINGHAM	56.212	111	FOLKES	41.049	7	13	EDMONDSON	1:37.368	1:37.799	0.431
8	37	LATHAM	56.363	17	SHANN	41.140	8	111	FOLKES	1:37.429	1:37.745	0.316
9	200	BURNHAM	56.379	13	EDMONDSON	41.212	9	17	SHANN	1:37.543	1:37.630	0.087
10	111	FOLKES	56.380	818	BARKER	41.249	10	200	BURNHAM	1:37.757	1:38.530	0.773
11	17	SHANN	56.403	7	BENSTED	41.300	11	7	BENSTED	1:37.840	1:37.845	0.005
12	95	ROBERTSON	56.489	3	LAMBDEN	41.311	12	136	WARD	1:37.881	1:37.881	0.000
13	7	BENSTED	56.540	200	BURNHAM	41.378	13	95	ROBERTSON	1:37.919	1:38.014	0.095
14	3	LAMBDEN	56.614	95	ROBERTSON	41.430	14	3	LAMBDEN	1:37.925	1:38.279	0.354
15	136	WARD	57.036	37	LATHAM	41.602	15	37	LATHAM	1:37.965	1:38.003	0.038
16	175	MARLEY	57.087	63	MACE	41.605	16	63	MACE	1:38.855	1:39.390	0.535
17	63	MACE	57.250	100	HOWTON	41.701	17	175	MARLEY	1:39.020	1:39.585	0.565
18	100	HOWTON	57.339	148	SINCLAIR	41.829	18	100	HOWTON	1:39.040	1:39.419	0.379
19	148	SINCLAIR	57.703	175	MARLEY	41.933	19	148	SINCLAIR	1:39.532	1:39.810	0.278
20	52	FORBES-COWDRY	57.857	52	FORBES-COWDRY	42.158	20	52	FORBES-COWDRY	1:40.015	1:40.108	0.093
21	132	GILBERT	58.438	132	GILBERT	42.494	21	132	GILBERT	1:40.932	1:40.959	0.027
22	191	GOOD	58.724	331	BURROWS	42.915	22	191	GOOD	1:41.964	1:42.126	0.162
23	43	SALES	59.108	191	GOOD	43.240	23	331	BURROWS	1:42.173	1:42.243	0.070
24	331	BURROWS	59.258	43	SALES	43.726	24	43	SALES	1:42.834	1:42.834	0.000
25	624	FEDRICK	1:00.423	213	PETRIE	44.141	25	213	PETRIE	1:44.701	1:45.265	0.564
26	213	PETRIE	1:00.560	150	DRINKWATER	44.204	26	8	SAUNDERS	1:45.575	1:45.980	0.405
27	117	STONARD	1:00.895	8	SAUNDERS	44.365	27	624	FEDRICK	1:45.605	1:45.734	0.129
28	8	SAUNDERS	1:01.210	117	STONARD	44.819	28	150	DRINKWATER	1:45.684	1:45.684	0.000
29	150	DRINKWATER	1:01.480	624	FEDRICK	45.182	29	117	STONARD	1:45.714	1:46.266	0.552
30	144	CRONIN	1:02.526	144	CRONIN	45.402	30	144	CRONIN	1:47.928	1:47.928	0.000
31	19	REGAN	1:03.472	19	REGAN	45.646	31	19	REGAN	1:49.118	1:49.205	0.087
32	70	HALL	1:03.893	70	HALL	46.762	32	70	HALL	1:50.655	1:50.715	0.060

Weather / Track : Cloudy / Dry

Cadwell Park

Circuit Length = 2.1800 miles

Start: 12:47 Flag 12:57 End: 13:04

Results can be found at www.tsl-timing.com

Printed - 13:19 Saturday, 26 June 2021

BMCRC - MRO Championships 2021 - Rnd 3 @ Cadwell Park

Team Respro MRO 600

RACE 4 - STATISTICS

Competitors Started 33
Planned Start 2021-06-26 @ 12:35:00.000
Actual Start 2021-06-26 @ 12:47:38.751
Finish Time 2021-06-26 @ 12:57:17.715
Track Length 2.1800mi.
Total Laps 163
Total Distance Covered 355.3430mi.

Session Fastest Lap History

NO	CL	NAME	LAP TIME	TIME OF DAY	LAP	VEHICLE
134		Donald GILBERT	1:40.734	12:49:19.510	1	Kawasaki ZX6R
9		Glenn WALSH	1:36.104	12:50:56.061	2	Yamaha R6
9		Glenn WALSH	1:35.642	12:52:31.702	3	Yamaha R6
9		Glenn WALSH	1:35.100	12:54:06.803	4	Yamaha R6

Session Leader History

NO	CL	NAME	FROM LAP	LAPS LED	DISTANCE	VEHICLE
134		Donald GILBERT	1	1	2.18 miles	Kawasaki ZX6R
9		Glenn WALSH	2	5	10.90 miles	Yamaha R6

Flag History

TYPE	TIME OF DAY
GREEN	12:47:38.751
FINISH	12:57:17.715

Flag Statistics

TYPE	COUNT	TOTAL LAPS	TOTAL TIME
Green	1	6	16:58.008
Red	0	0	0.000
Safety Car	0	0	0.000
FCY	0	0	0.000

BMCRC - MRO Championships 2021 - Rnd 3 @ Cadwell Park

Team Respro MRO 600

RACE 4 - STATISTICS

CLASS :

19 Starters

Fastest Lap History

NO	NAME	LAP TIME	TIME OF DAY	LAP	VEHICLE
134	Donald GILBERT	1:40.734	12:49:19.510	1	Kawasaki ZX6R
9	Glenn WALSH	1:36.104	12:50:56.061	2	Yamaha R6
9	Glenn WALSH	1:35.642	12:52:31.702	3	Yamaha R6
9	Glenn WALSH	1:35.100	12:54:06.803	4	Yamaha R6

Leader History

NO	NAME	FROM LAP	LAPS LED	DISTANCE	VEHICLE
134	Donald GILBERT	1	1	2.18 miles	Kawasaki ZX6R
9	Glenn WALSH	2	5	10.90 miles	Yamaha R6

BMCRC - MRO Championships 2021 - Rnd 3 @ Cadwell Park

Team Respro MRO 600

RACE 4 - STATISTICS

CLASS : C

14 Starters

Fastest Lap History

NO	NAME	LAP TIME	TIME OF DAY	LAP	VEHICLE
7	Thomas BENSTED	1:44.733	12:49:23.491	1	Triumph DAYTONA 675R
7	Thomas BENSTED	1:38.129	12:51:01.621	2	Triumph DAYTONA 675R
169	Gareth CUNNINGHAM	1:37.734	12:51:03.047	2	Yamaha R6
818	Alex BARKER	1:37.226	12:54:17.347	4	Yamaha R6
169	Gareth CUNNINGHAM	1:37.089	12:55:57.193	5	Yamaha R6

Leader History

NO	NAME	FROM LAP	LAPS LED	DISTANCE	VEHICLE
7	Thomas BENSTED	1	2	4.36 miles	Triumph DAYTONA 675R
818	Alex BARKER	3	3	6.54 miles	Yamaha R6

BMCRC - MRO Championships 2021 - Rnd 3 @ Cadwell Park

Team Respro MRO 600

RACE 14 - GRID (7 Laps)

ROW 12		34	120	Dave IBBOTSON										
ROW 11	31	1:49.205	19	Michael REGAN	32	1:50.715	70	Sean HALL	33	2	Andrew GILL			
ROW 10			28	1:45.980	8	Dave SAUNDERS	29	1:46.266	117	Benjamin STONARD	30	1:47.928	144	Nick CRONIN
ROW 9	25	1:45.265	213	Jack PETRIE	26	1:45.684	150	Paul DRINKWATER	27	1:45.734	624	Matthew FEDRICK		
ROW 8			22	1:42.126	191	Daniel GOOD	23	1:42.243	331	Tim BURROWS	24	1:42.834	43	Daniel SALES
ROW 7	19	1:39.810	148	Ashley SINCLAIR	20	1:40.108	52	Scott FORBES-COWDRY	21	1:40.959	132	Mitchell GILBERT		
ROW 6			16	1:39.390	63	Michael MACE	17	1:39.419	100	Craig HOWTON	18	1:39.585	175	Paul MARLEY
ROW 5	13	1:38.014	95	Grant ROBERTSON	14	1:38.279	3	Joey LAMBDEN	15	1:38.530	200	Dan BURNHAM		
ROW 4			10	1:37.845	7	Thomas BENSTED	11	1:37.881	136	Callum WARD	12	1:38.003	37	Alexander LATHAM
ROW 3	7	1:37.630	17	Toby SHANN	8	1:37.745	111	Ryan FOLKES	9	1:37.799	13	Doug EDMONDSON		
ROW 2			4	1:36.903	321	Martin MORRIS	5	1:37.089	169	Gareth CUNNINGHAM	6	1:37.226	818	Alex BARKER
ROW 1	1	1:35.100	9	Glenn WALSH	2	1:35.672	188	Dawid KRAWIECKI	3	1:35.719	134	Donald GILBERT		
				Pole										

Cadwell Park

Circuit Length = 2.1800 miles

These results are provisional until the conclusion of any judicial and technical matters.

Clerk Of Course :	Stewards :	Timekeeper : Sarah Evans
-------------------	------------	--------------------------

Results can be found at www.tsl-timing.com

Printed - 13:20 Saturday, 26 June 2021



BMCRC - MRO Championships 2021 - Rnd 3 @ Cadwell Park

Team Respro MRO 600

RACE 14 - RESTART - CLASSIFICATION

POS	NO	CL	PIC NAME	ENTRY	LAPS	TIME	GAP	DIFF	MPH	BEST	ON
1	9		1 Glenn WALSH	Yamaha R6 - Walters Medical	4	6:31.367			80.21	1:35.398	2
2	134		2 Donald GILBERT	Kawasaki ZX6R - S and N Tyres	4	6:34.987	3.620	3.620	79.47	1:36.906	3
3	169	C	1 Gareth CUNNINGHAM	Yamaha R6 -	4	6:35.323	3.956	0.336	79.40	1:37.006	3
4	17		3 Toby SHANN	Triumph 675 -	4	6:36.049	4.682	0.726	79.26	1:36.854	4
5	37	C	2 Alexander LATHAM	Triumph DAYTONA - BR-8 / McCrash Racing	4	6:40.389	9.022	4.340	78.40	1:37.517	2
6	13		4 Doug EDMONDSON	Triumph DAYTONA - Stan Stephens Tuning	4	6:40.453	9.086	0.064	78.39	1:37.765	2
7	818	C	3 Alex BARKER	Yamaha R6 - Barker Woodrow LTD	4	6:41.714	10.347	1.261	78.14	1:38.057	4
8	7	C	4 Thomas BENSTED	Triumph DAYTONA 675R - Significant Debt Racing	4	6:41.843	10.476	0.129	78.12	1:38.021	4
9	111		5 Ryan FOLKES	Triumph DAYTONA 675 - Carl Harrison Motorcycle	4	6:42.370	11.003	0.527	78.01	1:37.934	4
10	3		6 Joey LAMBDEN	Kawasaki ZX600 RBF -	4	6:42.971	11.604	0.601	77.90	1:38.535	3
11	95		7 Grant ROBERTSON	Kawasaki ZX6R -	4	6:44.945	13.578	1.974	77.52	1:38.694	4
12	132	C	5 Mitchell GILBERT	Suzuki GSXR 600 - The Asap group	4	6:47.456	16.089	2.511	77.04	1:39.626	4
13	63		8 Michael MACE	Yamaha R6 - Kevin Marshall	4	6:47.604	16.237	0.148	77.01	1:39.128	4
14	52	C	6 Scott FORBES-COWDRY	Yamaha R6 13S -	4	6:54.613	23.246	7.009	75.71	1:40.525	3
15	100	C	7 Craig HOWTON	Kawasaki ZX6R - ME	4	6:54.844	23.477	0.231	75.67	1:40.965	2
16	191		9 Daniel GOOD	Kawasaki ZX6R - Quality Fast Facades and Jobling	4	6:55.422	24.055	0.578	75.56	1:40.732	4
17	2		10 Andrew GILL	Kawasaki ZX6R -	4	6:59.339	27.972	3.917	74.86	1:40.241	4
18	136		11 Callum WARD	Yamaha R6 -	4	7:00.196	28.829	0.857	74.70	1:38.301	3
19	331		12 Tim BURROWS	Yamaha R6 -	4	7:00.596	29.229	0.400	74.63	1:42.164	3
20	43	C	8 Daniel SALES	Yamaha R6 - Team Freddie, Ron & Frankie	4	7:03.059	31.692	2.463	74.20	1:42.949	3
21	150		13 Paul DRINKWATER	Suzuki GSXR 600 -	4	7:06.910	35.543	3.851	73.53	1:43.827	3
22	8	C	9 Dave SAUNDERS	Honda CBR600 - ETR Building & Civil Engineering I	4	7:14.578	43.211	7.668	72.23	1:46.122	4
23	117	C	10 Benjamin STONARD	Yamaha R6 -	4	7:15.399	44.032	0.821	72.09	1:46.281	4
24	144		14 Nick CRONIN	Yamaha R6 -	4	7:16.415	45.048	1.016	71.93	1:46.395	4
25	70	C	11 Sean HALL	Yamaha R6 - S and y ceramics	4	7:41.086	1:09.719	24.671	68.08	1:52.778	4

NOT CLASSIFIED

DNF	213		Jack PETRIE	Kawasaki ZX6 - AM Tiling	2	3:37.775	2 Laps	2 Laps	72.07	1:45.164	2
DNF	188		Dawid KRAWIECKI	Yamaha R6 - Code Blue LTD & D A East Electrical	1	1:42.791	3 Laps	1 Lap	76.34	1:42.791	1
DNF	19		Michael REGAN	Honda CBR600RR - North weald motorcycles	0						
DNF	148	C	Ashley SINCLAIR	Yamaha R6 -	0						
DNF	175		Paul MARLEY	Kawasaki ZX6R - Marley Landrovers	0						
DNF	321		Martin MORRIS	Kawasaki ZX6R - Morris Racing, Obsession Engine	0						
NS	120		Dave IBBOTSON	Honda CBR600 -	0						
NS	200	C	Dan BURNHAM	Triumph DAYTONA 675 - BDR RACING / KY JAX	0						
NS	624	C	Matthew FEDRICK	Yamaha R6 - Matthew Fedrick farriers ltd/ Palmer R	0						

FASTEST LAP

9			Glenn WALSH	Yamaha R6 - Walters Medical	2	1:35.398	82.26 mph	132.39 kph
169	C		Gareth CUNNINGHAM	Yamaha R6 -	3	1:37.006	80.90 mph	130.20 kph

Bikes 19 & 175 - did not take restart after Red Flag
 Class - 92.5% of Race Speed = 74.19 mph
 Class C - 92.5% of Race Speed = 73.44 mph

Cadwell Park: 2.1800 miles

Race Distance: 4 Laps / 8.72 miles

Start: 17:19 Flag 17:26 End: 17:27

Weather / Track : Cloudy / Dry

These results are provisional until the conclusion of any judicial and technical matters.

Clerk Of Course :	Stewards :	Timekeeper : Sarah Evans
-------------------	------------	--------------------------

Results can be found at www.tsl-timing.com

Printed - 17:28 Saturday, 26 June 2021



BMCRC - MRO Championships 2021 - Rnd 3 @ Cadwell Park

Team Respro MRO 600

RACE 14 - RESTART - LAP CHART

LAP 1 @ 17:21:27.642

NO	BEHIND	LAP TIME
188		1:42.791
9	0.165	1:42.956
134	0.668	1:43.459
169	0.955	1:43.746
17	1.170	1:43.961
136	1.707	1:44.498
37	1.935	1:44.726
13	2.231	1:45.022
818	3.571	1:46.362
7	3.780	1:46.571
3	4.490	1:47.281
95	5.273	1:48.064
111	5.461	1:48.252
132	5.476	1:48.267
63	6.092	1:48.883
100	6.969	1:49.760
191	8.099	1:50.890
52	8.420	1:51.211
331	9.184	1:51.975
213	9.820	1:52.611
43	10.362	1:53.153
150	10.611	1:53.402
117	11.406	1:54.197
8	12.094	1:54.885
2	12.288	1:55.079
144	13.893	1:56.684
70	16.922	1:59.713

LAP 2 @ 17:23:03.205

NO	BEHIND	LAP TIME
9		1:35.398
134	2.349	1:37.244
169	2.699	1:37.307
17	2.900	1:37.293
37	3.889	1:37.517
13	4.433	1:37.765
818	6.848	1:38.840
7	7.040	1:38.823
3	7.489	1:38.562
111	7.994	1:38.096
95	9.137	1:39.427
132	9.843	1:39.930
63	10.655	1:40.126
100	12.371	1:40.965
191	14.525	1:41.989
52	15.007	1:42.150
331	16.076	1:42.455
43	18.371	1:43.572
213	19.421	1:45.164
2	20.080	1:43.355
150	20.438	1:45.390
117	23.066	1:47.223
136	23.188	1:57.044
8	23.360	1:46.829
144	25.154	1:46.824
70	35.978	1:54.619

LAP 3 @ 17:24:39.453

NO	BEHIND	LAP TIME
9		1:36.248
134	3.007	1:36.906

169	3.457	1:37.006
17	4.593	1:37.941
37	6.406	1:38.765
13	6.607	1:38.422
818	9.055	1:38.455
7	9.220	1:38.428
3	9.776	1:38.535
111	9.834	1:38.088
95	11.649	1:38.760
132	13.228	1:39.633
63	13.874	1:39.467
100	18.565	1:42.442
52	19.284	1:40.525
191	20.088	1:41.811
331	21.992	1:42.164
2	24.496	1:40.664
43	25.072	1:42.949
136	25.241	1:38.301
150	28.017	1:43.827
8	33.854	1:46.742
117	34.516	1:47.698
144	35.418	1:46.512
70	53.706	1:53.976

LAP 4 @ 17:26:16.218

NO	BEHIND	LAP TIME
9		1:36.765
134	3.620	1:37.378
169	3.956	1:37.264
17	4.682	1:36.854
37	9.022	1:39.381
13	9.086	1:39.244
818	10.347	1:38.057
7	10.476	1:38.021
111	11.003	1:37.934
3	11.604	1:38.593
95	13.578	1:38.694
132	16.089	1:39.626
63	16.237	1:39.128
52	23.246	1:40.727
100	23.477	1:41.677
191	24.055	1:40.732
2	27.972	1:40.241
136	28.829	1:40.353
331	29.229	1:44.002
43	31.692	1:43.385
150	35.543	1:44.291
8	43.211	1:46.122
117	44.032	1:46.281
144	45.048	1:46.395
70	1:09.719	1:52.778

Weather / Track : Cloudy / Dry

Results can be found at www.tsl-timing.com

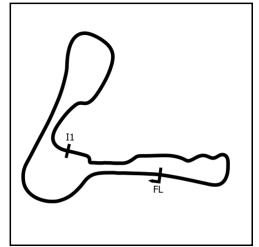
Cadwell Park
Circuit Length = 2.1800 miles
Start: 17:19 Flag 17:26 End: 17:27

Printed - 17:31 Saturday, 26 June 2021

BMCRC - MRO Championships 2021 - Rnd 3 @ Cadwell Park

Team Respro MRO 600

RACE 14 - RESTART - SECTOR ANALYSIS



SECTOR 1 = FL to I1, SECTOR 2 = I1 to FL, DIFF = Difference To Personal Best Lap, P = Crossed Finish Line in Pit Lane, D = Time Disallowed

P1 9		Glenn WALSH		Yamaha R6 - Walters Medical		
IDEAL LAP TIME : 1:35.398		BEST LAP TIME : 1:35.398		DIFFERENCE : 0.000		
LAP	SECTOR 1	SECTOR 2	LAP TIME	MPH	DIFF	TIME OF DAY
1 -		41.197	1:42.956	76.22	7.558	17:21:27.807
2 -	55.492	39.906	1:35.398 (1)	82.26		17:23:03.205
3 -	56.081	40.167	1:36.248 (2)	81.54	0.850	17:24:39.453
4 -	56.108	40.657	1:36.765 (3)	81.10	1.367	17:26:16.218

P2 134		Donald GILBERT		Kawasaki ZX6R - S and N Tyres		
IDEAL LAP TIME : 1:36.478		BEST LAP TIME : 1:36.906		DIFFERENCE : 0.428		
LAP	SECTOR 1	SECTOR 2	LAP TIME	MPH	DIFF	TIME OF DAY
1 -		41.397	1:43.459	75.85	6.553	17:21:28.310
2 -	56.198	41.046	1:37.244 (2)	80.70	0.338	17:23:05.554
3 -	56.626	40.280	1:36.906 (1)	80.98		17:24:42.460
4 -	56.681	40.697	1:37.378 (3)	80.59	0.472	17:26:19.838

P3 169 C		Gareth CUNNINGHAM		Yamaha R6 -		
IDEAL LAP TIME : 1:36.621		BEST LAP TIME : 1:37.006		DIFFERENCE : 0.385		
LAP	SECTOR 1	SECTOR 2	LAP TIME	MPH	DIFF	TIME OF DAY
1 -		41.451	1:43.746	75.64	6.740	17:21:28.597
2 -	56.079	41.228	1:37.307 (3)	80.65	0.301	17:23:05.904
3 -	56.464	40.542	1:37.006 (1)	80.90		17:24:42.910
4 -	56.526	40.738	1:37.264 (2)	80.68	0.258	17:26:20.174

P4 17		Toby SHANN		Triumph 675 -		
IDEAL LAP TIME : 1:36.854		BEST LAP TIME : 1:36.854		DIFFERENCE : 0.000		
LAP	SECTOR 1	SECTOR 2	LAP TIME	MPH	DIFF	TIME OF DAY
1 -		41.066	1:43.961	75.48	7.107	17:21:28.812
2 -	56.518	40.775	1:37.293 (2)	80.66	0.439	17:23:06.105
3 -	57.115	40.826	1:37.941 (3)	80.13	1.087	17:24:44.046
4 -	56.079	40.775	1:36.854 (1)	81.02		17:26:20.900

P5 37 C		Alexander LATHAM		Triumph DAYTONA - BR-8 / McCrash Racing		
IDEAL LAP TIME : 1:37.517		BEST LAP TIME : 1:37.517		DIFFERENCE : 0.000		
LAP	SECTOR 1	SECTOR 2	LAP TIME	MPH	DIFF	TIME OF DAY
1 -		41.446	1:44.726	74.93	7.209	17:21:29.577
2 -	56.145	41.372	1:37.517 (1)	80.47		17:23:07.094
3 -	56.867	41.898	1:38.765 (2)	79.46	1.248	17:24:45.859
4 -	57.141	42.240	1:39.381 (3)	78.96	1.864	17:26:25.240

P6 13		Doug EDMONDSON		Triumph DAYTONA - Stan Stephens Tuning		
IDEAL LAP TIME : 1:37.764		BEST LAP TIME : 1:37.765		DIFFERENCE : 0.001		
LAP	SECTOR 1	SECTOR 2	LAP TIME	MPH	DIFF	TIME OF DAY
1 -		41.252	1:45.022	74.72	7.257	17:21:29.873
2 -	56.512	41.253	1:37.765 (1)	80.27		17:23:07.638
3 -	56.773	41.649	1:38.422 (2)	79.73	0.657	17:24:46.060
4 -	57.208	42.036	1:39.244 (3)	79.07	1.479	17:26:25.304

P7 818 C		Alex BARKER		Yamaha R6 - Barker Woodrow LTD		
IDEAL LAP TIME : 1:38.016		BEST LAP TIME : 1:38.057		DIFFERENCE : 0.041		
LAP	SECTOR 1	SECTOR 2	LAP TIME	MPH	DIFF	TIME OF DAY
1 -		42.216	1:46.362	73.78	8.305	17:21:31.213
2 -	56.725	42.115	1:38.840 (3)	79.40	0.783	17:23:10.053
3 -	56.564	41.891	1:38.455 (2)	79.71	0.398	17:24:48.508
4 -	56.605	41.452	1:38.057 (1)	80.03		17:26:26.565

Weather / Track : Cloudy / Dry

Cadwell Park
Circuit Length = 2.1800 miles
Start: 17:19 Flag 17:26 End: 17:27

BMCRC - MRO Championships 2021 - Rnd 3 @ Cadwell Park

Team Respro MRO 600

RACE 14 - RESTART - SECTOR ANALYSIS



SECTOR 1 = FL to I1, SECTOR 2 = I1 to FL, DIFF = Difference To Personal Best Lap, P = Crossed Finish Line in Pit Lane, D = Time Disallowed

P8		7 C		Thomas BENSTED		Triumph DAYTONA 675R - Significant Debt Racing	
IDEAL LAP TIME : 1:37.866		BEST LAP TIME : 1:38.021		DIFFERENCE : 0.155			
LAP	SECTOR 1	SECTOR 2	LAP TIME	MPH	DIFF	TIME OF DAY	
1 -		42.179	1:46.571	73.64	8.550	17:21:31.422	
2 -	56.804	42.019	1:38.823 (3)	79.41	0.802	17:23:10.245	
3 -	56.547	41.881	1:38.428 (2)	79.73	0.407	17:24:48.673	
4 -	56.702	41.319	1:38.021 (1)	80.06		17:26:26.694	

P9		111		Ryan FOLKES		Triumph DAYTONA 675 - Carl Harrison Motorcycle Services	
IDEAL LAP TIME : 1:37.298		BEST LAP TIME : 1:37.934		DIFFERENCE : 0.636			
LAP	SECTOR 1	SECTOR 2	LAP TIME	MPH	DIFF	TIME OF DAY	
1 -		42.866	1:48.252	72.49	10.318	17:21:33.103	
2 -	57.132	40.964	1:38.096 (3)	80.00	0.162	17:23:11.199	
3 -	56.334	41.754	1:38.088 (2)	80.01	0.154	17:24:49.287	
4 -	56.517	41.417	1:37.934 (1)	80.13		17:26:27.221	

P10		3		Joey LAMB DEN		Kawasaki ZX600 RBF -	
IDEAL LAP TIME : 1:38.071		BEST LAP TIME : 1:38.535		DIFFERENCE : 0.464			
LAP	SECTOR 1	SECTOR 2	LAP TIME	MPH	DIFF	TIME OF DAY	
1 -		42.625	1:47.281	73.15	8.746	17:21:32.132	
2 -	56.455	42.107	1:38.562 (2)	79.62	0.027	17:23:10.694	
3 -	56.636	41.899	1:38.535 (1)	79.64		17:24:49.229	
4 -	56.977	41.616	1:38.593 (3)	79.60	0.058	17:26:27.822	

P11		95		Grant ROBERTSON		Kawasaki ZX6R -	
IDEAL LAP TIME : 1:38.694		BEST LAP TIME : 1:38.694		DIFFERENCE : 0.000			
LAP	SECTOR 1	SECTOR 2	LAP TIME	MPH	DIFF	TIME OF DAY	
1 -		42.906	1:48.064	72.62	9.370	17:21:32.915	
2 -	57.698	41.729	1:39.427 (3)	78.93	0.733	17:23:12.342	
3 -	57.028	41.732	1:38.760 (2)	79.46	0.066	17:24:51.102	
4 -	56.994	41.700	1:38.694 (1)	79.51		17:26:29.796	

P12		132 C		Mitchell GILBERT		Suzuki GSXR 600 - The Asap group	
IDEAL LAP TIME : 1:39.173		BEST LAP TIME : 1:39.626		DIFFERENCE : 0.453			
LAP	SECTOR 1	SECTOR 2	LAP TIME	MPH	DIFF	TIME OF DAY	
1 -		42.308	1:48.267	72.48	8.641	17:21:33.118	
2 -	58.017	41.913	1:39.930 (3)	78.53	0.304	17:23:13.048	
3 -	58.000	41.633	1:39.633 (2)	78.76	0.007	17:24:52.681	
4 -	57.540	42.086	1:39.626 (1)	78.77		17:26:32.307	

P13		63		Michael MACE		Yamaha R6 - Kevin Marshall	
IDEAL LAP TIME : 1:39.015		BEST LAP TIME : 1:39.128		DIFFERENCE : 0.113			
LAP	SECTOR 1	SECTOR 2	LAP TIME	MPH	DIFF	TIME OF DAY	
1 -		42.353	1:48.883	72.07	9.755	17:21:33.734	
2 -	57.791	42.335	1:40.126 (3)	78.38	0.998	17:23:13.860	
3 -	57.777	41.690	1:39.467 (2)	78.90	0.339	17:24:53.327	
4 -	57.325	41.803	1:39.128 (1)	79.17		17:26:32.455	

P14		52 C		Scott FORBES-COWDRY		Yamaha R6 13S -	
IDEAL LAP TIME : 1:40.525		BEST LAP TIME : 1:40.525		DIFFERENCE : 0.000			
LAP	SECTOR 1	SECTOR 2	LAP TIME	MPH	DIFF	TIME OF DAY	
1 -		43.140	1:51.211	70.56	10.686	17:21:36.062	
2 -	59.408	42.742	1:42.150 (3)	76.82	1.625	17:23:18.212	
3 -	58.276	42.249	1:40.525 (1)	78.07		17:24:58.737	
4 -	58.365	42.362	1:40.727 (2)	77.91	0.202	17:26:39.464	

Weather / Track : Cloudy / Dry

Cadwell Park
Circuit Length = 2.1800 miles
Start: 17:19 Flag 17:26 End: 17:27

BMCRC - MRO Championships 2021 - Rnd 3 @ Cadwell Park

Team Respro MRO 600

RACE 14 - RESTART - SECTOR ANALYSIS



SECTOR 1 = FL to I1, SECTOR 2 = I1 to FL, DIFF = Difference To Personal Best Lap, P = Crossed Finish Line in Pit Lane, D = Time Disallowed

P15 100 C		Craig HOWTON		Kawasaki ZX6R - ME		
IDEAL LAP TIME : 1:40.400		BEST LAP TIME : 1:40.965		DIFFERENCE : 0.565		
LAP	SECTOR 1	SECTOR 2	LAP TIME	MPH	DIFF	TIME OF DAY
1 -		43.530	1:49.760	71.50	8.795	17:21:34.611
2 -	57.982	42.983	1:40.965 (1)	77.73		17:23:15.576
3 -	58.855	43.587	1:42.442 (3)	76.60	1.477	17:24:58.018
4 -	59.259	42.418	1:41.677 (2)	77.18	0.712	17:26:39.695

P16 191		Daniel GOOD		Kawasaki ZX6R - Quality Fast Facades and Joblings of Whitley I		
IDEAL LAP TIME : 1:40.732		BEST LAP TIME : 1:40.732		DIFFERENCE : 0.000		
LAP	SECTOR 1	SECTOR 2	LAP TIME	MPH	DIFF	TIME OF DAY
1 -		43.112	1:50.890	70.77	10.158	17:21:35.741
2 -	58.792	43.197	1:41.989 (3)	76.95	1.257	17:23:17.730
3 -	59.005	42.806	1:41.811 (2)	77.08	1.079	17:24:59.541
4 -	58.086	42.646	1:40.732 (1)	77.91		17:26:40.273

P17 2		Andrew GILL		Kawasaki ZX6R -		
IDEAL LAP TIME : 1:40.074		BEST LAP TIME : 1:40.241		DIFFERENCE : 0.167		
LAP	SECTOR 1	SECTOR 2	LAP TIME	MPH	DIFF	TIME OF DAY
1 -		44.189	1:55.079	68.19	14.838	17:21:39.930
2 -	1:00.095	43.260	1:43.355 (3)	75.93	3.114	17:23:23.285
3 -	58.076	42.588	1:40.664 (2)	77.96	0.423	17:25:03.949
4 -	57.486	42.755	1:40.241 (1)	78.29		17:26:44.190

P18 136		Callum WARD		Yamaha R6 -		
IDEAL LAP TIME : 1:38.301		BEST LAP TIME : 1:38.301		DIFFERENCE : 0.000		
LAP	SECTOR 1	SECTOR 2	LAP TIME	MPH	DIFF	TIME OF DAY
1 -		41.410	1:44.498 (3)	75.10	6.197	17:21:29.349
2 -	1:14.558	42.486	1:57.044	67.05	18.743	17:23:26.393
3 -	57.192	41.109	1:38.301 (1)	79.83		17:25:04.694
4 -	57.917	42.436	1:40.353 (2)	78.20	2.052	17:26:45.047

P19 331		Tim BURROWS		Yamaha R6 -		
IDEAL LAP TIME : 1:42.164		BEST LAP TIME : 1:42.164		DIFFERENCE : 0.000		
LAP	SECTOR 1	SECTOR 2	LAP TIME	MPH	DIFF	TIME OF DAY
1 -		43.721	1:51.975	70.08	9.811	17:21:36.826
2 -	59.184	43.271	1:42.455 (2)	76.60	0.291	17:23:19.281
3 -	58.973	43.191	1:42.164 (1)	76.81		17:25:01.445
4 -	59.620	44.382	1:44.002 (3)	75.46	1.838	17:26:45.447

P20 43 C		Daniel SALES		Yamaha R6 - Team Freddie, Ron & Frankie		
IDEAL LAP TIME : 1:42.806		BEST LAP TIME : 1:42.949		DIFFERENCE : 0.143		
LAP	SECTOR 1	SECTOR 2	LAP TIME	MPH	DIFF	TIME OF DAY
1 -		43.968	1:53.153	69.35	10.204	17:21:38.004
2 -	59.638	43.934	1:43.572 (3)	75.77	0.623	17:23:21.576
3 -	58.872	44.077	1:42.949 (1)	76.23		17:25:04.525
4 -	59.099	44.286	1:43.385 (2)	75.91	0.436	17:26:47.910

P21 150		Paul DRINKWATER		Suzuki GSXR 600 -		
IDEAL LAP TIME : 1:43.827		BEST LAP TIME : 1:43.827		DIFFERENCE : 0.000		
LAP	SECTOR 1	SECTOR 2	LAP TIME	MPH	DIFF	TIME OF DAY
1 -		43.747	1:53.402	69.20	9.575	17:21:38.253
2 -	1:01.217	44.173	1:45.390 (3)	74.46	1.563	17:23:23.643
3 -	1:00.435	43.392	1:43.827 (1)	75.58		17:25:07.470
4 -	1:00.863	43.428	1:44.291 (2)	75.25	0.464	17:26:51.761

Weather / Track : Cloudy / Dry

Cadwell Park
Circuit Length = 2.1800 miles
Start: 17:19 Flag 17:26 End: 17:27

BMCRC - MRO Championships 2021 - Rnd 3 @ Cadwell Park

Team Respro MRO 600

RACE 14 - RESTART - SECTOR ANALYSIS



SECTOR 1 = FL to I1, SECTOR 2 = I1 to FL, DIFF = Difference To Personal Best Lap, P = Crossed Finish Line in Pit Lane, D = Time Disallowed

P22 8 C		Dave SAUNDERS		Honda CBR600 - ETR Building & Civil Engineering Ltd		
IDEAL LAP TIME : 1:44.927		BEST LAP TIME : 1:46.122		DIFFERENCE : 1.195		
LAP	SECTOR 1	SECTOR 2	LAP TIME	MPH	DIFF	TIME OF DAY
1 -		44.499	1:54.885	68.31	8.763	17:21:39.736
2 -	1:01.560	45.269	1:46.829 (3)	73.46	0.707	17:23:26.565
3 -	1:01.037	45.705	1:46.742 (2)	73.52	0.620	17:25:13.307
4 -	1:02.232	43.890	1:46.122 (1)	73.95		17:26:59.429

P23 117 C		Benjamin STONARD		Yamaha R6 -		
IDEAL LAP TIME : 1:45.514		BEST LAP TIME : 1:46.281		DIFFERENCE : 0.767		
LAP	SECTOR 1	SECTOR 2	LAP TIME	MPH	DIFF	TIME OF DAY
1 -		44.296	1:54.197	68.72	7.916	17:21:39.048
2 -	1:01.218	46.005	1:47.223 (2)	73.19	0.942	17:23:26.271
3 -	1:02.755	44.943	1:47.698 (3)	72.87	1.417	17:25:13.969
4 -	1:01.768	44.513	1:46.281 (1)	73.84		17:27:00.250

P24 144		Nick CRONIN		Yamaha R6 -		
IDEAL LAP TIME : 1:46.130		BEST LAP TIME : 1:46.395		DIFFERENCE : 0.265		
LAP	SECTOR 1	SECTOR 2	LAP TIME	MPH	DIFF	TIME OF DAY
1 -		45.299	1:56.684	67.25	10.289	17:21:41.535
2 -	1:01.589	45.235	1:46.824 (3)	73.46	0.429	17:23:28.359
3 -	1:01.784	44.728	1:46.512 (2)	73.68	0.117	17:25:14.871
4 -	1:01.402	44.993	1:46.395 (1)	73.76		17:27:01.266

P25 70 C		Sean HALL		Yamaha R6 - S and y ceramics		
IDEAL LAP TIME : 1:52.107		BEST LAP TIME : 1:52.778		DIFFERENCE : 0.671		
LAP	SECTOR 1	SECTOR 2	LAP TIME	MPH	DIFF	TIME OF DAY
1 -		46.957	1:59.713	65.55	6.935	17:21:44.564
2 -	1:06.113	48.506	1:54.619 (3)	68.47	1.841	17:23:39.183
3 -	1:06.244	47.732	1:53.976 (2)	68.85	1.198	17:25:33.159
4 -	1:05.150	47.628	1:52.778 (1)	69.58		17:27:25.937

P26 213		Jack PETRIE		Kawasaki ZX6 - AM Tiling		
IDEAL LAP TIME : 1:45.164		BEST LAP TIME : 1:45.164		DIFFERENCE : 0.000		
LAP	SECTOR 1	SECTOR 2	LAP TIME	MPH	DIFF	TIME OF DAY
1 -		43.714	1:52.611 (2)	69.69	7.447	17:21:37.462
2 -	1:01.479	43.685	1:45.164 (1)	74.62		17:23:22.626

P27 188		Dawid KRAWIECKI		Yamaha R6 - Code Blue LTD & D A East Electrical		
IDEAL LAP TIME : 1:36.899		BEST LAP TIME : 1:42.791		DIFFERENCE : 5.892		
LAP	SECTOR 1	SECTOR 2	LAP TIME	MPH	DIFF	TIME OF DAY
1 -		41.310	1:42.791 (1)	76.34		17:21:27.642

Weather / Track : Cloudy / Dry

Cadwell Park
Circuit Length = 2.1800 miles
Start: 17:19 Flag 17:26 End: 17:27

BMCRC - MRO Championships 2021 - Rnd 3 @ Cadwell Park

Team Respro MRO 600

RACE 14 - RESTART - BEST SECTORS

SECTOR 1			SECTOR 2			IDEAL / BEST COMPARISON						
POS	NO	NAME	TIME	NO	NAME	TIME	POS	NO	NAME	IDEAL	BEST	DIFF
									PERFECT LAP	1:35.398		
1	9	WALSH	55.492	9	WALSH	39.906	1	9	WALSH	1:35.398	1:35.398	0.000
2	188	KRAWIECKI	55.589	134	GILBERT	40.280	2	134	GILBERT	1:36.478	1:36.906	0.428
3	169	CUNNINGHAM	56.079	169	CUNNINGHAM	40.542	3	169	CUNNINGHAM	1:36.621	1:37.006	0.385
4	17	SHANN	56.079	17	SHANN	40.775	4	17	SHANN	1:36.854	1:36.854	0.000
5	37	LATHAM	56.145	111	FOLKES	40.964	5	188	KRAWIECKI	1:36.899	1:42.791	5.892
6	134	GILBERT	56.198	136	WARD	41.109	6	111	FOLKES	1:37.298	1:37.934	0.636
7	111	FOLKES	56.334	13	EDMONDSON	41.252	7	37	LATHAM	1:37.517	1:37.517	0.000
8	3	LAMBDEN	56.455	188	KRAWIECKI	41.310	8	13	EDMONDSON	1:37.764	1:37.765	0.001
9	13	EDMONDSON	56.512	7	BENSTED	41.319	9	7	BENSTED	1:37.866	1:38.021	0.155
10	7	BENSTED	56.547	37	LATHAM	41.372	10	818	BARKER	1:38.016	1:38.057	0.041
11	818	BARKER	56.564	818	BARKER	41.452	11	3	LAMBDEN	1:38.071	1:38.535	0.464
12	95	ROBERTSON	56.994	3	LAMBDEN	41.616	12	136	WARD	1:38.301	1:38.301	0.000
13	136	WARD	57.192	132	GILBERT	41.633	13	95	ROBERTSON	1:38.694	1:38.694	0.000
14	63	MACE	57.325	63	MACE	41.690	14	63	MACE	1:39.015	1:39.128	0.113
15	2	GILL	57.486	95	ROBERTSON	41.700	15	132	GILBERT	1:39.173	1:39.626	0.453
16	132	GILBERT	57.540	52	FORBES-COWDRY	42.249	16	2	GILL	1:40.074	1:40.241	0.167
17	100	HOWTON	57.982	100	HOWTON	42.418	17	100	HOWTON	1:40.400	1:40.965	0.565
18	191	GOOD	58.086	2	GILL	42.588	18	52	FORBES-COWDRY	1:40.525	1:40.525	0.000
19	52	FORBES-COWDRY	58.276	191	GOOD	42.646	19	191	GOOD	1:40.732	1:40.732	0.000
20	43	SALES	58.872	331	BURROWS	43.191	20	331	BURROWS	1:42.164	1:42.164	0.000
21	331	BURROWS	58.973	150	DRINKWATER	43.392	21	43	SALES	1:42.806	1:42.949	0.143
22	150	DRINKWATER	1:00.435	213	PETRIE	43.685	22	150	DRINKWATER	1:43.827	1:43.827	0.000
23	8	SAUNDERS	1:01.037	8	SAUNDERS	43.890	23	8	SAUNDERS	1:44.927	1:46.122	1.195
24	117	STONARD	1:01.218	43	SALES	43.934	24	213	PETRIE	1:45.164	1:45.164	0.000
25	144	CRONIN	1:01.402	117	STONARD	44.296	25	117	STONARD	1:45.514	1:46.281	0.767
26	213	PETRIE	1:01.479	144	CRONIN	44.728	26	144	CRONIN	1:46.130	1:46.395	0.265
27	70	HALL	1:05.150	70	HALL	46.957	27	70	HALL	1:52.107	1:52.778	0.671
28												
29												
30												
31												

Weather / Track : Cloudy / Dry

Results can be found at www.tsl-timing.com

Cadwell Park
Circuit Length = 2.1800 miles
Start: 17:19 Flag 17:26 End: 17:27

Printed - 17:31 Saturday, 26 June 2021

BMCRC - MRO Championships 2021 - Rnd 3 @ Cadwell Park

Team Respro MRO 600

RACE 14 - RESTART - STATISTICS

Competitors Started 27
Planned Start 2021-06-26 @ 16:30:00.000
Actual Start 2021-06-26 @ 17:19:44.850
Finish Time 2021-06-26 @ 17:26:16.217
Track Length 2.1800mi.
Total Laps 103
Total Distance Covered 224.5419mi.

Session Fastest Lap History

NO	CL	NAME	LAP TIME	TIME OF DAY	LAP	VEHICLE
188		Dawid KRAWIECKI	1:42.791	17:21:27.666	1	Yamaha R6
9		Glenn WALSH	1:35.398	17:23:03.230	2	Yamaha R6

Session Leader History

NO	CL	NAME	FROM LAP	LAPS LED	DISTANCE	VEHICLE
188		Dawid KRAWIECKI	1	1	2.18 miles	Yamaha R6
9		Glenn WALSH	2	3	6.54 miles	Yamaha R6

Flag History

TYPE	TIME OF DAY
GREEN	17:19:44.850
FINISH	17:26:16.217

Flag Statistics

TYPE	COUNT	TOTAL LAPS	TOTAL TIME
Green	1	4	7:48.525
Red	0	0	0.000
Safety Car	0	0	0.000
FCY	0	0	0.000

BMCRC - MRO Championships 2021 - Rnd 3 @ Cadwell Park

Team Respro MRO 600

RACE 14 - RESTART - STATISTICS

CLASS :

16 Starters

Fastest Lap History

NO	NAME	LAP TIME	TIME OF DAY	LAP	VEHICLE
188	Dawid KRAWIECKI	1:42.791	17:21:27.666	1	Yamaha R6
9	Glenn WALSH	1:35.398	17:23:03.230	2	Yamaha R6

Leader History

NO	NAME	FROM LAP	LAPS LED	DISTANCE	VEHICLE
188	Dawid KRAWIECKI	1	1	2.18 miles	Yamaha R6
9	Glenn WALSH	2	3	6.54 miles	Yamaha R6

BMCRC - MRO Championships 2021 - Rnd 3 @ Cadwell Park

Team Respro MRO 600

RACE 14 - RESTART - STATISTICS

CLASS : C

11 Starters

Fastest Lap History

NO	NAME	LAP TIME	TIME OF DAY	LAP	VEHICLE
169	Gareth CUNNINGHAM	1:43.746	17:21:28.619	1	Yamaha R6
169	Gareth CUNNINGHAM	1:37.307	17:23:05.927	2	Yamaha R6
169	Gareth CUNNINGHAM	1:37.006	17:24:42.933	3	Yamaha R6


Leader History

NO	NAME	FROM LAP	LAPS LED	DISTANCE	VEHICLE
169	Gareth CUNNINGHAM	1	4	8.72 miles	Yamaha R6

BMCRC - MRO Championships 2021 - Rnd 3 @ Cadwell Park

Team Respro MRO 600

RACE 4 - GRID (9 Laps)

ROW 12	34	624	Matthew FEDRICK									
ROW 11	31	148	Ashley SINCLAIR	32	120	Dave IBBOTSON	33	200	Dan BURNHAM			
ROW 10		28	19	Michael REGAN	29	321	Martin MORRIS	30	175	Paul MARLEY		
ROW 9		25	117	Benjamin STONARD	26	144	Nick CRONIN	27	70	Sean HALL		
ROW 8				22	150	Paul DRINKWATER	23	213	Jack PETRIE	24	8	Dave SAUNDERS
ROW 7		19	331	Tim BURROWS	20	188	Dawid KRAWIECKI	21	43	Daniel SALES		
ROW 6				16	52	Scott FORBES-COWDRY	17	191	Daniel GOOD	18	100	Craig HOWTON
ROW 5		13	63	Michael MACE	14	132	Mitchell GILBERT	15	2	Andrew GILL		
ROW 4				10	136	Callum WARD	11	3	Joey LAMB DEN	12	95	Grant ROBERTSON
ROW 3		7	111	Ryan FOLKES	8	7	Thomas BENSTED	9	818	Alex BARKER		
ROW 2				4	169	Gareth CUNNINGHAM	5	37	Alexander LATHAM	6	13	Doug EDMONDSON
ROW 1		1	9	Glenn WALSH	2	17	Toby SHANN	3	134	Donald GILBERT		
Pole												
												

Cadwell Park

Circuit Length = 2.1800 miles

These results are provisional until the conclusion of any judicial and technical matters.

Clerk Of Course :	Stewards :	Timekeeper : Sarah Evans
-------------------	------------	--------------------------

Results can be found at www.tsl-timing.com

Printed - 17:33 Saturday, 26 June 2021



BMCRC - MRO Championships 2021 - Rnd 3 @ Cadwell Park

Team Respro MRO 600

RACE 4 - CLASSIFICATION

POS	NO	CL	PIC NAME	ENTRY	LAPS	TIME	GAP	DIFF	MPH	BEST	ON
1	134		1 Donald GILBERT	Kawasaki ZX6R - S and N Tyres	9	14:31.703			81.02	1:35.590	3
2	9		2 Glenn WALSH	Yamaha R6 - Walters Medical	9	14:31.908	0.205	0.205	81.00	1:35.509	6
3	169	C	1 Gareth CUNNINGHAM	Yamaha R6 -	9	14:36.821	5.118	4.913	80.55	1:36.184	8
4	188		3 Dawid KRAWIECKI	Yamaha R6 - Code Blue LTD & D A East Electrical	9	14:44.333	12.630	7.512	79.87	1:35.890	5
5	17		4 Toby SHANN	Triumph 675 -	9	14:50.602	18.899	6.269	79.30	1:37.704	5
6	818	C	2 Alex BARKER	Yamaha R6 - Barker Woodrow LTD	9	14:50.735	19.032	0.133	79.29	1:37.550	6
7	13		5 Doug EDMONDSON	Triumph DAYTONA - Stan Stephens Tuning	9	14:51.276	19.573	0.541	79.24	1:37.374	6
8	37	C	3 Alexander LATHAM	Triumph DAYTONA - BR-8 / McCrash Racing	9	14:58.957	27.254	7.681	78.57	1:38.393	3
9	95		6 Grant ROBERTSON	Kawasaki ZX6R -	9	14:59.249	27.546	0.292	78.54	1:37.550	9
10	111		7 Ryan FOLKES	Triumph DAYTONA 675 - Carl Harrison Motorcycle	9	14:59.694	27.991	0.445	78.50	1:38.225	8
11	2		8 Andrew GILL	Kawasaki ZX6R -	9	15:00.308	28.605	0.614	78.45	1:37.896	8
12	136		9 Callum WARD	Yamaha R6 -	9	15:01.976	30.273	1.668	78.30	1:38.111	7
13	132	C	4 Mitchell GILBERT	Suzuki GSXR 600 - The Asap group	9	15:08.146	36.443	6.170	77.77	1:39.430	7
14	3		10 Joey LAMB DEN	Kawasaki ZX600 RBF -	9	15:08.505	36.802	0.359	77.74	1:39.268	9
15	63*		11 Michael MACE	Yamaha R6 - Kevin Marshall	9	15:08.664	36.961	0.159	77.73	1:39.047	5
16	191		12 Daniel GOOD	Kawasaki ZX6R - Quality Fast Facades and Jobling	9	15:10.053	38.350	1.389	77.61	1:38.877	9
17	321		13 Martin MORRIS	Kawasaki ZX6R - Morris Racing, Obsession Engine	9	15:10.101	38.398	0.048	77.60	1:37.966	5
18	52	C	5 Scott FORBES-COWDRY	Yamaha R6 13S -	9	15:11.467	39.764	1.366	77.49	1:39.087	8
19	51	C	6 Ross CLARKE	Kawasaki ZX6R - Ross Clarke Farriery	9	15:36.354	1:04.651	24.887	75.43	1:40.559	4
20	213		14 Jack PETRIE	Kawasaki ZX6 - AM Tiling	9	15:36.814	1:05.111	0.460	75.39	1:42.295	8
21	150		15 Paul DRINKWATER	Suzuki GSXR 600 -	9	15:38.126	1:06.423	1.312	75.29	1:41.969	7
22	43	C	7 Daniel SALES	Yamaha R6 - Team Freddie, Ron & Frankie	9	15:39.362	1:07.659	1.236	75.19	1:41.846	8
23	148	C	8 Ashley SINCLAIR	Yamaha R6 -	9	15:39.757	1:08.054	0.395	75.16	1:41.266	9
24	8	C	9 Dave SAUNDERS	Honda CBR600 - ETR Building & Civil Engineering L	9	15:44.794	1:13.091	5.037	74.75	1:42.747	3
25	331		16 Tim BURROWS	Yamaha R6 -	9	15:46.788	1:15.085	1.994	74.60	1:42.610	2
26	624	C	10 Matthew FEDRICK	Yamaha R6 - Matthew Fedrick farriers ltd/ Palmer R	9	15:46.992	1:15.289	0.204	74.58	1:41.825	4
27	117	C	11 Benjamin STONARD	Yamaha R6 -	9	16:16.585	1:44.882	29.593	72.32	1:44.616	2
28	144		17 Nick CRONIN	Yamaha R6 -	8	14:35.086	1 Lap	1 Lap	71.74	1:46.067	2
29	120		18 Dave IBBOTSON	Honda CBR600 -	8	14:43.657	1 Lap	8.571	71.05	1:47.406	8

NOT CLASSIFIED

DNF	175		Paul MARLEY	Kawasaki ZX6R - Marley Landrovers	7	11:45.275	2 Laps	1 Lap	77.89	1:38.156	5
DNF	7	C	Thomas BENSTED	Triumph DAYTONA 675R - Significant Debt Racing	6	10:05.351	3 Laps	1 Lap	77.78	1:39.058	6
DNF	100	C	Craig HOWTON	Kawasaki ZX6R - ME	4	6:49.989	5 Laps	2 Laps	76.56	1:39.769	3
NS	70	C	Sean HALL	Yamaha R6 - S and y ceramics	0						
NS	19		Michael REGAN	Honda CBR600RR - North weald motorcycles	0						
NS	200	C	Dan BURNHAM	Triumph DAYTONA 675 - BDR RACING / KY JAX	0						

FASTEST LAP

9			Glenn WALSH	Yamaha R6 - Walters Medical	6	1:35.509		82.17 mph		132.24 kph	
169	C		Gareth CUNNINGHAM	Yamaha R6 -	8	1:36.184		81.59 mph		131.31 kph	

**Bike 63 - Transponder stopped working - please check Class - 92.5% of Race Speed = 74.94 mph
Class C - 92.5% of Race Speed = 74.50 mph**

Cadwell Park: 2.1800 miles
Race Distance: 9 Laps / 19.62 miles
Start: 11:23 Flag 11:37 End: 11:39

Weather / Track : Cloudy / Dry

These results are provisional until the conclusion of any judicial and technical matters.

Clerk Of Course :	Stewards :	Timekeeper : Sarah Evans
-------------------	------------	--------------------------

Results can be found at www.tsl-timing.com

Printed - 11:39 Sunday, 27 June 2021



BMCRC - MRO Championships 2021 - Rnd 3 @ Cadwell Park

Team Respro MRO 600

RACE 4 - SECTOR ANALYSIS



SECTOR 1 = FL to I1, SECTOR 2 = I1 to FL, DIFF = Difference To Personal Best Lap, P = Crossed Finish Line in Pit Lane, D = Time Disallowed

P1 134		Donald GILBERT		Kawasaki ZX6R - S and N Tyres			
IDEAL LAP TIME : 1:35.430		BEST LAP TIME : 1:35.590		DIFFERENCE : 0.160			
LAP	SECTOR 1	SECTOR 2	LAP TIME	MPH	DIFF	TIME OF DAY	
1 -		40.702	1:42.265	76.74	6.675	11:24:46.033	
2 -	56.848	40.361	1:37.209	80.73	1.619	11:26:23.242	
3 -	55.666	39.924	1:35.590 (1)	82.10		11:27:58.832	
4 -	55.845	39.764	1:35.609 (2)	82.08	0.019	11:29:34.441	
5 -	55.667	40.116	1:35.783 (3)	81.93	0.193	11:31:10.224	
6 -	55.885	40.085	1:35.970	81.77	0.380	11:32:46.194	
7 -	55.807	40.075	1:35.882	81.85	0.292	11:34:22.076	
8 -	55.984	40.598	1:36.582	81.25	0.992	11:35:58.658	
9 -	55.834	40.979	1:36.813	81.06	1.223	11:37:35.471	

P2 9		Glenn WALSH		Yamaha R6 - Walters Medical			
IDEAL LAP TIME : 1:35.451		BEST LAP TIME : 1:35.509		DIFFERENCE : 0.058			
LAP	SECTOR 1	SECTOR 2	LAP TIME	MPH	DIFF	TIME OF DAY	
1 -		40.981	1:42.765	76.36	7.256	11:24:46.533	
2 -	56.084	40.405	1:36.489	81.33	0.980	11:26:23.022	
3 -	55.463	40.387	1:35.850 (3)	81.87	0.341	11:27:58.872	
4 -	56.109	40.590	1:36.699	81.15	1.190	11:29:35.571	
5 -	55.481	40.308	1:35.789 (2)	81.93	0.280	11:31:11.360	
6 -	55.480	40.029	1:35.509 (1)	82.17		11:32:46.869	
7 -	55.565	40.550	1:36.115	81.65	0.606	11:34:22.984	
8 -	55.648	41.017	1:36.665	81.18	1.156	11:35:59.649	
9 -	55.422	40.605	1:36.027	81.72	0.518	11:37:35.676	

P3 169 C		Gareth CUNNINGHAM		Yamaha R6 -			
IDEAL LAP TIME : 1:36.122		BEST LAP TIME : 1:36.184		DIFFERENCE : 0.062			
LAP	SECTOR 1	SECTOR 2	LAP TIME	MPH	DIFF	TIME OF DAY	
1 -		41.174	1:43.248	76.01	7.064	11:24:47.016	
2 -	56.377	40.912	1:37.289	80.66	1.105	11:26:24.305	
3 -	55.732	40.873	1:36.605	81.23	0.421	11:28:00.910	
4 -	55.832	40.617	1:36.449 (2)	81.37	0.265	11:29:37.359	
5 -	55.641	40.863	1:36.504 (3)	81.32	0.320	11:31:13.863	
6 -	55.856	41.110	1:36.966	80.93	0.782	11:32:50.829	
7 -	55.932	40.924	1:36.856	81.02	0.672	11:34:27.685	
8 -	55.505	40.679	1:36.184 (1)	81.59		11:36:03.869	
9 -	55.866	40.854	1:36.720	81.14	0.536	11:37:40.589	

P4 188		Dawid KRAWIECKI		Yamaha R6 - Code Blue LTD & D A East Electrical			
IDEAL LAP TIME : 1:35.698		BEST LAP TIME : 1:35.890		DIFFERENCE : 0.192			
LAP	SECTOR 1	SECTOR 2	LAP TIME	MPH	DIFF	TIME OF DAY	
1 -		42.830	1:47.550	72.97	11.660	11:24:51.318	
2 -	55.715	41.991	1:37.706	80.32	1.816	11:26:29.024	
3 -	56.232	41.237	1:37.469	80.51	1.579	11:28:06.493	
4 -	56.508	41.780	1:38.288	79.84	2.398	11:29:44.781	
5 -	55.138	40.752	1:35.890 (1)	81.84		11:31:20.671	
6 -	55.626	40.587	1:36.213 (2)	81.56	0.323	11:32:56.884	
7 -	55.717	40.752	1:36.469 (3)	81.35	0.579	11:34:33.353	
8 -	56.249	40.560	1:36.809	81.06	0.919	11:36:10.162	
9 -	56.512	41.427	1:37.939	80.13	2.049	11:37:48.101	

Weather / Track : Cloudy / Dry

Cadwell Park
Circuit Length = 2.1800 miles
Start: 11:23 Flag 11:37 End: 11:39

BMCRC - MRO Championships 2021 - Rnd 3 @ Cadwell Park

Team Respro MRO 600

RACE 4 - SECTOR ANALYSIS



SECTOR 1 = FL to I1, SECTOR 2 = I1 to FL, DIFF = Difference To Personal Best Lap, P = Crossed Finish Line in Pit Lane, D = Time Disallowed

P5 17		Toby SHANN		Triumph 675 -		
IDEAL LAP TIME : 1:37.441		BEST LAP TIME : 1:37.704		DIFFERENCE : 0.263		
LAP	SECTOR 1	SECTOR 2	LAP TIME	MPH	DIFF	TIME OF DAY
1 -		41.610	1:44.603	75.02	6.899	11:24:48.371
2 -	57.293	41.401	1:38.694	79.51	0.990	11:26:27.065
3 -	56.940	41.655	1:38.595	79.59	0.891	11:28:05.660
4 -	57.202	41.390	1:38.592	79.60	0.888	11:29:44.252
5 -	56.674	41.030	1:37.704 (1)	80.32		11:31:21.956
6 -	56.736	41.385	1:38.121	79.98	0.417	11:33:00.077
7 -	56.712	41.308	1:38.020 (2)	80.06	0.316	11:34:38.097
8 -	57.006	41.153	1:38.159	79.95	0.455	11:36:16.256
9 -	56.411	41.703	1:38.114 (3)	79.98	0.410	11:37:54.370

P6 818 C		Alex BARKER		Yamaha R6 - Barker Woodrow LTD		
IDEAL LAP TIME : 1:37.397		BEST LAP TIME : 1:37.550		DIFFERENCE : 0.153		
LAP	SECTOR 1	SECTOR 2	LAP TIME	MPH	DIFF	TIME OF DAY
1 -		42.328	1:46.332	73.80	8.782	11:24:50.100
2 -	56.428	42.304	1:38.732	79.48	1.182	11:26:28.832
3 -	56.768	41.565	1:38.333	79.81	0.783	11:28:07.165
4 -	56.651	41.989	1:38.640	79.56	1.090	11:29:45.805
5 -	56.334	41.414	1:37.748 (3)	80.28	0.198	11:31:23.553
6 -	56.194	41.356	1:37.550 (1)	80.45		11:33:01.103
7 -	56.173	41.562	1:37.735 (2)	80.29	0.185	11:34:38.838
8 -	56.571	41.224	1:37.795	80.25	0.245	11:36:16.633
9 -	56.221	41.649	1:37.870	80.18	0.320	11:37:54.503

P7 13		Doug EDMONDSON		Triumph DAYTONA - Stan Stephens Tuning		
IDEAL LAP TIME : 1:37.344		BEST LAP TIME : 1:37.374		DIFFERENCE : 0.030		
LAP	SECTOR 1	SECTOR 2	LAP TIME	MPH	DIFF	TIME OF DAY
1 -		41.785	1:45.141	74.64	7.767	11:24:48.909
2 -	57.077	41.983	1:39.060	79.22	1.686	11:26:27.969
3 -	56.669	41.572	1:38.241	79.88	0.867	11:28:06.210
4 -	57.129	41.777	1:38.906	79.34	1.532	11:29:45.116
5 -	56.747	41.203	1:37.950 (3)	80.12	0.576	11:31:23.066
6 -	56.141	41.233	1:37.374 (1)	80.59		11:33:00.440
7 -	56.640	41.409	1:38.049	80.04	0.675	11:34:38.489
8 -	57.336	41.380	1:38.716	79.50	1.342	11:36:17.205
9 -	56.506	41.333	1:37.839 (2)	80.21	0.465	11:37:55.044

P8 37 C		Alexander LATHAM		Triumph DAYTONA - BR-8 / McCrash Racing		
IDEAL LAP TIME : 1:38.072		BEST LAP TIME : 1:38.393		DIFFERENCE : 0.321		
LAP	SECTOR 1	SECTOR 2	LAP TIME	MPH	DIFF	TIME OF DAY
1 -		41.951	1:45.615	74.30	7.222	11:24:49.383
2 -	56.766	42.289	1:39.055	79.22	0.662	11:26:28.438
3 -	56.545	41.848	1:38.393 (1)	79.76		11:28:06.831
4 -	56.637	42.069	1:38.706 (2)	79.50	0.313	11:29:45.537
5 -	56.880	42.020	1:38.900	79.35	0.507	11:31:24.437
6 -	57.552	42.666	1:40.218	78.30	1.825	11:33:04.655
7 -	58.182	42.180	1:40.362	78.19	1.969	11:34:45.017
8 -	57.179	41.527	1:38.706 (2)	79.50	0.313	11:36:23.723
9 -	57.044	41.958	1:39.002	79.27	0.609	11:38:02.725

Weather / Track : Cloudy / Dry

Cadwell Park
Circuit Length = 2.1800 miles
Start: 11:23 Flag 11:37 End: 11:39

BMCRC - MRO Championships 2021 - Rnd 3 @ Cadwell Park

Team Respro MRO 600

RACE 4 - SECTOR ANALYSIS



SECTOR 1 = FL to I1, SECTOR 2 = I1 to FL, DIFF = Difference To Personal Best Lap, P = Crossed Finish Line in Pit Lane, D = Time Disallowed

P9 95		Grant ROBERTSON		Kawasaki ZX6R -		
IDEAL LAP TIME : 1:37.163		BEST LAP TIME : 1:37.550		DIFFERENCE : 0.387		
LAP	SECTOR 1	SECTOR 2	LAP TIME	MPH	DIFF	TIME OF DAY
1 -		42.375	1:47.443	73.04	9.893	11:24:51.211
2 -	56.810	42.829	1:39.639	78.76	2.089	11:26:30.850
3 -	57.313	42.674	1:39.987	78.49	2.437	11:28:10.837
4 -	57.693	42.276	1:39.969	78.50	2.419	11:29:50.806
5 -	57.458	42.237	1:39.695	78.72	2.145	11:31:30.501
6 -	56.869	41.664	1:38.533	79.64	0.983	11:33:09.034
7 -	56.444	41.607	1:38.051 (2)	80.04	0.501	11:34:47.085
8 -	57.253	41.129	1:38.382 (3)	79.77	0.832	11:36:25.467
9 -	56.034	41.516	1:37.550 (1)	80.45		11:38:03.017

P10 111		Ryan FOLKES		Triumph DAYTONA 675 - Carl Harrison Motorcyle Services		
IDEAL LAP TIME : 1:37.929		BEST LAP TIME : 1:38.225		DIFFERENCE : 0.296		
LAP	SECTOR 1	SECTOR 2	LAP TIME	MPH	DIFF	TIME OF DAY
1 -		42.388	1:46.882	73.42	8.657	11:24:50.650
2 -	56.914	42.590	1:39.504	78.87	1.279	11:26:30.154
3 -	57.898	42.933	1:40.831	77.83	2.606	11:28:10.985
4 -	57.423	42.203	1:39.626	78.77	1.401	11:29:50.611
5 -	57.377	41.072	1:38.449	79.71	0.224	11:31:29.060
6 -	56.857	41.440	1:38.297 (2)	79.84	0.072	11:33:07.357
7 -	57.369	42.074	1:39.443	78.92	1.218	11:34:46.800
8 -	56.999	41.226	1:38.225 (1)	79.89		11:36:25.025
9 -	57.078	41.359	1:38.437 (3)	79.72	0.212	11:38:03.462

P11 2		Andrew GILL		Kawasaki ZX6R -		
IDEAL LAP TIME : 1:37.854		BEST LAP TIME : 1:37.896		DIFFERENCE : 0.042		
LAP	SECTOR 1	SECTOR 2	LAP TIME	MPH	DIFF	TIME OF DAY
1 -		42.986	1:48.896	72.06	11.000	11:24:52.664
2 -	57.983	42.600	1:40.583	78.02	2.687	11:26:33.247
3 -	57.209	41.654	1:38.863	79.38	0.967	11:28:12.110
4 -	57.483	41.941	1:39.424	78.93	1.528	11:29:51.534
5 -	57.712	41.882	1:39.594	78.80	1.698	11:31:31.128
6 -	56.998	41.539	1:38.537	79.64	0.641	11:33:09.665
7 -	56.866	41.472	1:38.338 (3)	79.80	0.442	11:34:48.003
8 -	56.786	41.110	1:37.896 (1)	80.16		11:36:25.899
9 -	56.744	41.433	1:38.177 (2)	79.93	0.281	11:38:04.076

P12 136		Callum WARD		Yamaha R6 -		
IDEAL LAP TIME : 1:38.111		BEST LAP TIME : 1:38.111		DIFFERENCE : 0.000		
LAP	SECTOR 1	SECTOR 2	LAP TIME	MPH	DIFF	TIME OF DAY
1 -		43.287	1:48.309	72.45	10.198	11:24:52.077
2 -	58.021	41.934	1:39.955	78.51	1.844	11:26:32.032
3 -	57.467	41.907	1:39.374	78.97	1.263	11:28:11.406
4 -	57.838	41.940	1:39.778	78.65	1.667	11:29:51.184
5 -	57.639	42.012	1:39.651	78.75	1.540	11:31:30.835
6 -	57.808	41.558	1:39.366	78.98	1.255	11:33:10.201
7 -	56.950	41.161	1:38.111 (1)	79.99		11:34:48.312
8 -	57.379	41.297	1:38.676 (2)	79.53	0.565	11:36:26.988
9 -	57.159	41.597	1:38.756 (3)	79.46	0.645	11:38:05.744

Weather / Track : Cloudy / Dry

Cadwell Park
Circuit Length = 2.1800 miles
Start: 11:23 Flag 11:37 End: 11:39

BMCRC - MRO Championships 2021 - Rnd 3 @ Cadwell Park

Team Respro MRO 600

RACE 4 - SECTOR ANALYSIS



SECTOR 1 = FL to I1, SECTOR 2 = I1 to FL, DIFF = Difference To Personal Best Lap, P = Crossed Finish Line in Pit Lane, D = Time Disallowed

P13 132 C		Mitchell GILBERT		Suzuki GSXR 600 - The Asap group			
IDEAL LAP TIME : 1:39.146		BEST LAP TIME : 1:39.430		DIFFERENCE : 0.284			
LAP	SECTOR 1	SECTOR 2	LAP TIME	MPH	DIFF	TIME OF DAY	
1 -		42.995	1:48.460	72.35	9.030	11:24:52.228	
2 -	58.160	42.598	1:40.758	77.89	1.328	11:26:32.986	
3 -	57.904	43.157	1:41.061	77.65	1.631	11:28:14.047	
4 -	57.556	42.356	1:39.912	78.54	0.482	11:29:53.959	
5 -	57.565	42.121	1:39.686	78.72	0.256	11:31:33.645	
6 -	57.929	41.899	1:39.828	78.61	0.398	11:33:13.473	
7 -	57.697	41.733	1:39.430 (1)	78.93		11:34:52.903	
8 -	57.413	42.029	1:39.442 (2)	78.92	0.012	11:36:32.345	
9 -	57.829	41.740	1:39.569 (3)	78.82	0.139	11:38:11.914	

P14 3		Joey LAMBDEN		Kawasaki ZX600 RBF -			
IDEAL LAP TIME : 1:39.015		BEST LAP TIME : 1:39.268		DIFFERENCE : 0.253			
LAP	SECTOR 1	SECTOR 2	LAP TIME	MPH	DIFF	TIME OF DAY	
1 -		43.118	1:49.951	71.37	10.683	11:24:53.719	
2 -	57.464	42.880	1:40.344	78.21	1.076	11:26:34.063	
3 -	57.317	43.000	1:40.317	78.23	1.049	11:28:14.380	
4 -	57.416	43.223	1:40.639	77.98	1.371	11:29:55.019	
5 -	57.317	42.076	1:39.393 (3)	78.95	0.125	11:31:34.412	
6 -	57.859	41.698	1:39.557	78.82	0.289	11:33:13.969	
7 -	57.644	41.745	1:39.389 (2)	78.96	0.121	11:34:53.358	
8 -	57.564	42.083	1:39.647	78.75	0.379	11:36:33.005	
9 -	57.475	41.793	1:39.268 (1)	79.05		11:38:12.273	

P15 63		Michael MACE		Yamaha R6 - Kevin Marshall			
IDEAL LAP TIME : 1:40.524		BEST LAP TIME : 1:39.047		DIFFERENCE : -1.477			
LAP	SECTOR 1	SECTOR 2	LAP TIME	MPH	DIFF	TIME OF DAY	
1 -		43.615	1:50.209	71.21	11.162	11:24:53.977	
2 -	58.366	42.158	1:40.524	78.07	1.477	11:26:34.501	
3 -			1:40.219	78.30	1.172	11:28:14.720	
4 -			1:40.039	78.45	0.992	11:29:54.759	
5 -			1:39.047 (1)	79.23		11:31:33.806	
6 -			1:39.832	78.61	0.785	11:33:13.638	
7 -			1:39.384 (2)	78.96	0.337	11:34:53.022	
8 -			1:39.653 (3)	78.75	0.606	11:36:32.676	
9 -			1:39.756	78.67	0.709	11:38:12.432	

P16 191		Daniel GOOD		Kawasaki ZX6R - Quality Fast Facades and Joblings of Whitley I			
IDEAL LAP TIME : 1:38.683		BEST LAP TIME : 1:38.877		DIFFERENCE : 0.194			
LAP	SECTOR 1	SECTOR 2	LAP TIME	MPH	DIFF	TIME OF DAY	
1 -		43.796	1:50.857	70.79	11.980	11:24:54.625	
2 -	57.992	43.112	1:41.104	77.62	2.227	11:26:35.729	
3 -	57.936	42.635	1:40.571	78.03	1.694	11:28:16.300	
4 -	57.709	42.436	1:40.145	78.36	1.268	11:29:56.445	
5 -	57.571	42.418	1:39.989	78.48	1.112	11:31:36.434	
6 -	57.638	42.159	1:39.797	78.64	0.920	11:33:16.231	
7 -	57.500	41.883	1:39.383 (3)	78.96	0.506	11:34:55.614	
8 -	57.708	41.622	1:39.330 (2)	79.01	0.453	11:36:34.944	
9 -	57.061	41.816	1:38.877 (1)	79.37		11:38:13.821	

Weather / Track : Cloudy / Dry

Cadwell Park
Circuit Length = 2.1800 miles
Start: 11:23 Flag 11:37 End: 11:39

BMCRC - MRO Championships 2021 - Rnd 3 @ Cadwell Park

Team Respro MRO 600

RACE 4 - SECTOR ANALYSIS



SECTOR 1 = FL to I1, SECTOR 2 = I1 to FL, DIFF = Difference To Personal Best Lap, P = Crossed Finish Line in Pit Lane, D = Time Disallowed

P17 321		Martin MORRIS		Kawasaki ZX6R - Morris Racing, Obsession Engineering			
IDEAL LAP TIME : 1:37.713		BEST LAP TIME : 1:37.966		DIFFERENCE : 0.253			
LAP	SECTOR 1	SECTOR 2	LAP TIME	MPH	DIFF	TIME OF DAY	
1 -		43.686	1:54.266	68.68	16.300	11:24:58.034	
2 -	59.595	43.052	1:42.647	76.45	4.681	11:26:40.681	
3 -	58.813	42.325	1:41.138	77.59	3.172	11:28:21.819	
4 -	57.399	41.377	1:38.776	79.45	0.810	11:30:00.595	
5 -	56.874	41.092	1:37.966 (1)	80.11		11:31:38.561	
6 -	57.207	41.553	1:38.760 (3)	79.46	0.794	11:33:17.321	
7 -	57.462	41.777	1:39.239	79.08	1.273	11:34:56.560	
8 -	57.374	41.713	1:39.087	79.20	1.121	11:36:35.647	
9 -	56.621	41.601	1:38.222 (2)	79.90	0.256	11:38:13.869	

P18 52 C		Scott FORBES-COWDRY		Yamaha R6 13S -			
IDEAL LAP TIME : 1:39.031		BEST LAP TIME : 1:39.087		DIFFERENCE : 0.056			
LAP	SECTOR 1	SECTOR 2	LAP TIME	MPH	DIFF	TIME OF DAY	
1 -		43.481	1:51.456	70.41	12.369	11:24:55.224	
2 -	58.739	42.697	1:41.436	77.36	2.349	11:26:36.660	
3 -	58.270	42.339	1:40.609	78.00	1.522	11:28:17.269	
4 -	57.780	42.183	1:39.963	78.50	0.876	11:29:57.232	
5 -	58.389	42.031	1:40.420	78.15	1.333	11:31:37.652	
6 -	57.689	41.803	1:39.492 (3)	78.88	0.405	11:33:17.144	
7 -	57.477	41.964	1:39.441 (2)	78.92	0.354	11:34:56.585	
8 -	57.228	41.859	1:39.087 (1)	79.20		11:36:35.672	
9 -	57.612	41.951	1:39.563	78.82	0.476	11:38:15.235	

P19 51 C		Ross CLARKE		Kawasaki ZX6R - Ross Clarke Farriery			
IDEAL LAP TIME : 1:40.559		BEST LAP TIME : 1:40.559		DIFFERENCE : 0.000			
LAP	SECTOR 1	SECTOR 2	LAP TIME	MPH	DIFF	TIME OF DAY	
1 -		44.724	1:56.950	67.10	16.391	11:25:00.718	
2 -	1:01.053	43.498	1:44.551	75.06	3.992	11:26:45.269	
3 -	59.470	44.217	1:43.687	75.68	3.128	11:28:28.956	
4 -	58.206	42.353	1:40.559 (1)	78.04		11:30:09.515	
5 -	58.296	43.440	1:41.736 (2)	77.14	1.177	11:31:51.251	
6 -	59.694	42.510	1:42.204	76.78	1.645	11:33:33.455	
7 -	58.886	43.095	1:41.981	76.95	1.422	11:35:15.436	
8 -	59.045	42.915	1:41.960 (3)	76.97	1.401	11:36:57.396	
9 -	59.458	43.268	1:42.726	76.39	2.167	11:38:40.122	

P20 213		Jack PETRIE		Kawasaki ZX6 - AM Tiling			
IDEAL LAP TIME : 1:41.920		BEST LAP TIME : 1:42.295		DIFFERENCE : 0.375			
LAP	SECTOR 1	SECTOR 2	LAP TIME	MPH	DIFF	TIME OF DAY	
1 -		44.204	1:52.808	69.57	10.513	11:24:56.576	
2 -	1:00.187	42.495	1:42.682	76.43	0.387	11:26:39.258	
3 -	1:00.064	43.160	1:43.224	76.02	0.929	11:28:22.482	
4 -	59.609	43.821	1:43.430	75.87	1.135	11:30:05.912	
5 -	1:00.457	43.432	1:43.889	75.54	1.594	11:31:49.801	
6 -	1:00.861	42.647	1:43.508	75.82	1.213	11:33:33.309	
7 -	59.935	42.615	1:42.550 (3)	76.52	0.255	11:35:15.859	
8 -	59.984	42.311	1:42.295 (1)	76.71		11:36:58.154	
9 -	1:00.041	42.387	1:42.428 (2)	76.62	0.133	11:38:40.582	

Weather / Track : Cloudy / Dry

Cadwell Park
Circuit Length = 2.1800 miles
Start: 11:23 Flag 11:37 End: 11:39

BMCRC - MRO Championships 2021 - Rnd 3 @ Cadwell Park

Team Respro MRO 600

RACE 4 - SECTOR ANALYSIS



SECTOR 1 = FL to I1, SECTOR 2 = I1 to FL, DIFF = Difference To Personal Best Lap, P = Crossed Finish Line in Pit Lane, D = Time Disallowed

P21 150		Paul DRINKWATER		Suzuki GSXR 600 -		
IDEAL LAP TIME : 1:41.883		BEST LAP TIME : 1:41.969		DIFFERENCE : 0.086		
LAP	SECTOR 1	SECTOR 2	LAP TIME	MPH	DIFF	TIME OF DAY
1 -		43.621	1:53.003	69.44	11.034	11:24:56.771
2 -	1:00.570	43.249	1:43.819	75.59	1.850	11:26:40.590
3 -	1:00.003	43.596	1:43.599	75.75	1.630	11:28:24.189
4 -	59.881	43.160	1:43.041	76.16	1.072	11:30:07.230
5 -	1:00.084	43.769	1:43.853	75.56	1.884	11:31:51.083
6 -	1:00.645	43.473	1:44.118	75.37	2.149	11:33:35.201
7 -	59.332	42.637	1:41.969 (1)	76.96		11:35:17.170
8 -	59.246	43.319	1:42.565 (3)	76.51	0.596	11:36:59.735
9 -	59.360	42.799	1:42.159 (2)	76.82	0.190	11:38:41.894

P22 43 C		Daniel SALES		Yamaha R6 - Team Freddie, Ron & Frankie		
IDEAL LAP TIME : 1:41.447		BEST LAP TIME : 1:41.846		DIFFERENCE : 0.399		
LAP	SECTOR 1	SECTOR 2	LAP TIME	MPH	DIFF	TIME OF DAY
1 -		44.286	1:53.984	68.85	12.138	11:24:57.752
2 -	1:00.298	43.817	1:44.115	75.37	2.269	11:26:41.867
3 -	58.955	44.485	1:43.440	75.87	1.594	11:28:25.307
4 -	59.083	43.551	1:42.634 (3)	76.46	0.788	11:30:07.941
5 -	59.615	44.159	1:43.774	75.62	1.928	11:31:51.715
6 -	1:00.346	43.902	1:44.248	75.28	2.402	11:33:35.963
7 -	59.418	43.113	1:42.531 (2)	76.54	0.685	11:35:18.494
8 -	58.334	43.512	1:41.846 (1)	77.05		11:37:00.340
9 -	58.869	43.921	1:42.790	76.35	0.944	11:38:43.130

P23 148 C		Ashley SINCLAIR		Yamaha R6 -		
IDEAL LAP TIME : 1:41.068		BEST LAP TIME : 1:41.266		DIFFERENCE : 0.198		
LAP	SECTOR 1	SECTOR 2	LAP TIME	MPH	DIFF	TIME OF DAY
1 -		44.433	1:55.477	67.96	14.211	11:24:59.245
2 -	1:00.322	43.691	1:44.013	75.45	2.747	11:26:43.258
3 -	1:01.134	44.066	1:45.200	74.60	3.934	11:28:28.458
4 -	59.188	42.935	1:42.123	76.84	0.857	11:30:10.581
5 -	58.633	43.317	1:41.950 (3)	76.97	0.684	11:31:52.531
6 -	59.748	44.549	1:44.297	75.24	3.031	11:33:36.828
7 -	59.756	44.047	1:43.803	75.60	2.537	11:35:20.631
8 -	59.123	42.505	1:41.628 (2)	77.22	0.362	11:37:02.259
9 -	58.563	42.703	1:41.266 (1)	77.49		11:38:43.525

P24 8 C		Dave SAUNDERS		Honda CBR600 - ETR Building & Civil Engineering Ltd		
IDEAL LAP TIME : 1:42.211		BEST LAP TIME : 1:42.747		DIFFERENCE : 0.536		
LAP	SECTOR 1	SECTOR 2	LAP TIME	MPH	DIFF	TIME OF DAY
1 -		44.639	1:55.142	68.15	12.395	11:24:58.910
2 -	1:00.428	43.605	1:44.033	75.43	1.286	11:26:42.943
3 -	59.605	43.142	1:42.747 (1)	76.38		11:28:25.690
4 -	59.069	43.873	1:42.942 (2)	76.23	0.195	11:30:08.632
5 -	59.568	44.083	1:43.651	75.71	0.904	11:31:52.283
6 -	1:00.245	44.012	1:44.257	75.27	1.510	11:33:36.540
7 -	59.803	44.630	1:44.433	75.14	1.686	11:35:20.973
8 -	1:00.414	43.739	1:44.153	75.35	1.406	11:37:05.126
9 -	59.847	43.589	1:43.436 (3)	75.87	0.689	11:38:48.562

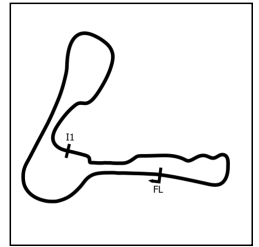
Weather / Track : Cloudy / Dry

Cadwell Park
Circuit Length = 2.1800 miles
Start: 11:23 Flag 11:37 End: 11:39

BMCRC - MRO Championships 2021 - Rnd 3 @ Cadwell Park

Team Respro MRO 600

RACE 4 - SECTOR ANALYSIS



SECTOR 1 = FL to I1, SECTOR 2 = I1 to FL, DIFF = Difference To Personal Best Lap, P = Crossed Finish Line in Pit Lane, D = Time Disallowed

P25 331		Tim BURROWS		Yamaha R6 -		
IDEAL LAP TIME : 1:42.610		BEST LAP TIME : 1:42.610		DIFFERENCE : 0.000		
LAP	SECTOR 1	SECTOR 2	LAP TIME	MPH	DIFF	TIME OF DAY
1 -		44.211	1:52.389	69.82	9.779	11:24:56.157
2 -	59.412	43.198	1:42.610 (1)	76.48		11:26:38.767
3 -	59.770	43.307	1:43.077 (2)	76.13	0.467	11:28:21.844
4 -	59.929	43.935	1:43.864 (3)	75.56	1.254	11:30:05.708
5 -	1:01.124	43.749	1:44.873	74.83	2.263	11:31:50.581
6 -	1:00.925	43.538	1:44.463	75.12	1.853	11:33:35.044
7 -	1:00.766	44.554	1:45.320	74.51	2.710	11:35:20.364
8 -	1:00.590	43.957	1:44.547	75.06	1.937	11:37:04.911
9 -	1:01.482	44.163	1:45.645	74.28	3.035	11:38:50.556

P26 624 C		Matthew FEDRICK		Yamaha R6 - Matthew Fedrick farriers ltd/ Palmer Race Skool		
IDEAL LAP TIME : 1:41.676		BEST LAP TIME : 1:41.825		DIFFERENCE : 0.149		
LAP	SECTOR 1	SECTOR 2	LAP TIME	MPH	DIFF	TIME OF DAY
1 -		44.231	1:55.783	67.78	13.958	11:24:59.551
2 -	1:00.160	43.887	1:44.047	75.42	2.222	11:26:43.598
3 -	1:01.033	45.269	1:46.302	73.82	4.477	11:28:29.900
4 -	58.851	42.974	1:41.825 (1)	77.07		11:30:11.725
5 -	58.702	43.151	1:41.853 (2)	77.05	0.028	11:31:53.578
6 -	59.400	44.292	1:43.692 (3)	75.68	1.867	11:33:37.270
7 -	59.960	44.378	1:44.338	75.21	2.513	11:35:21.608
8 -	1:00.074	43.864	1:43.938	75.50	2.113	11:37:05.546
9 -	1:00.989	44.225	1:45.214	74.59	3.389	11:38:50.760

P27 117 C		Benjamin STONARD		Yamaha R6 -		
IDEAL LAP TIME : 1:44.616		BEST LAP TIME : 1:44.616		DIFFERENCE : 0.000		
LAP	SECTOR 1	SECTOR 2	LAP TIME	MPH	DIFF	TIME OF DAY
1 -		44.329	1:54.291	68.66	9.675	11:24:58.059
2 -	1:00.746	43.870	1:44.616 (1)	75.01		11:26:42.675
3 -	1:01.560	45.461	1:47.021 (2)	73.33	2.405	11:28:29.696
4 -	1:01.725	45.558	1:47.283 (3)	73.15	2.667	11:30:16.979
5 -	1:02.997	45.774	1:48.771	72.15	4.155	11:32:05.750
6 -	1:02.687	45.625	1:48.312	72.45	3.696	11:33:54.062
7 -	1:03.557	45.932	1:49.489	71.67	4.873	11:35:43.551
8 -	1:02.128	46.714	1:48.842	72.10	4.226	11:37:32.393
9 -	1:02.266	45.694	1:47.960	72.69	3.344	11:39:20.353

P28 144		Nick CRONIN		Yamaha R6 -		
IDEAL LAP TIME : 1:45.826		BEST LAP TIME : 1:46.067		DIFFERENCE : 0.241		
LAP	SECTOR 1	SECTOR 2	LAP TIME	MPH	DIFF	TIME OF DAY
1 -		45.116	1:57.708	66.67	11.641	11:25:01.476
2 -	1:00.710	45.357	1:46.067 (1)	73.99		11:26:47.543
3 -	1:02.833	45.255	1:48.088 (3)	72.60	2.021	11:28:35.631
4 -	1:01.619	45.824	1:47.443 (2)	73.04	1.376	11:30:23.074
5 -	1:02.821	45.981	1:48.802	72.13	2.735	11:32:11.876
6 -	1:02.864	45.781	1:48.645	72.23	2.578	11:34:00.521
7 -	1:03.433	45.817	1:49.250	71.83	3.183	11:35:49.771
8 -	1:03.187	45.896	1:49.083	71.94	3.016	11:37:38.854

Weather / Track : Cloudy / Dry

Cadwell Park
Circuit Length = 2.1800 miles
Start: 11:23 Flag 11:37 End: 11:39

BMCRC - MRO Championships 2021 - Rnd 3 @ Cadwell Park

Team Respro MRO 600

RACE 4 - SECTOR ANALYSIS



SECTOR 1 = FL to I1, SECTOR 2 = I1 to FL, DIFF = Difference To Personal Best Lap, P = Crossed Finish Line in Pit Lane, D = Time Disallowed

P29 120		Dave IBBOTSON		Honda CBR600 -		
IDEAL LAP TIME : 1:47.406		BEST LAP TIME : 1:47.406		DIFFERENCE : 0.000		
LAP	SECTOR 1	SECTOR 2	LAP TIME	MPH	DIFF	TIME OF DAY
1 -		45.968	2:00.006	65.39	12.600	11:25:03.774
2 -	1:03.520	46.041	1:49.561	71.63	2.155	11:26:53.335
3 -	1:03.222	45.311	1:48.533 (2)	72.31	1.127	11:28:41.868
4 -	1:03.288	46.028	1:49.316	71.79	1.910	11:30:31.184
5 -	1:03.762	46.202	1:49.964	71.36	2.558	11:32:21.148
6 -	1:03.040	45.654	1:48.694 (3)	72.20	1.288	11:34:09.842
7 -	1:04.182	45.995	1:50.177	71.23	2.771	11:36:00.019
8 -	1:02.195	45.211	1:47.406 (1)	73.06		11:37:47.425

P30 175		Paul MARLEY		Kawasaki ZX6R - Marley Landrovers		
IDEAL LAP TIME : 1:37.754		BEST LAP TIME : 1:38.156		DIFFERENCE : 0.402		
LAP	SECTOR 1	SECTOR 2	LAP TIME	MPH	DIFF	TIME OF DAY
1 -		42.878	1:51.752	70.22	13.596	11:24:55.520
2 -	58.117	41.541	1:39.658	78.74	1.502	11:26:35.178
3 -	56.770	41.941	1:38.711 (3)	79.50	0.555	11:28:13.889
4 -	57.137	42.339	1:39.476	78.89	1.320	11:29:53.365
5 -	56.416	41.740	1:38.156 (1)	79.95		11:31:31.521
6 -	57.542	41.432	1:38.974	79.29	0.818	11:33:10.495
7 -	57.210	41.338	1:38.548 (2)	79.63	0.392	11:34:49.043

P31 7 C		Thomas BENSTED		Triumph DAYTONA 675R - Significant Debt Racing		
IDEAL LAP TIME : 1:39.058		BEST LAP TIME : 1:39.058		DIFFERENCE : 0.000		
LAP	SECTOR 1	SECTOR 2	LAP TIME	MPH	DIFF	TIME OF DAY
1 -		42.278	1:46.406	73.75	7.348	11:24:50.174
2 -	57.120	42.595	1:39.715 (3)	78.70	0.657	11:26:29.889
3 -	57.961	42.736	1:40.697	77.93	1.639	11:28:10.586
4 -	57.540	42.282	1:39.822	78.62	0.764	11:29:50.408
5 -	57.663	41.990	1:39.653 (2)	78.75	0.595	11:31:30.061
6 -	57.084	41.974	1:39.058 (1)	79.22		11:33:09.119

P32 100 C		Craig HOWTON		Kawasaki ZX6R - ME		
IDEAL LAP TIME : 1:39.701		BEST LAP TIME : 1:39.769		DIFFERENCE : 0.068		
LAP	SECTOR 1	SECTOR 2	LAP TIME	MPH	DIFF	TIME OF DAY
1 -		43.309	1:49.532	71.65	9.763	11:24:53.300
2 -	57.629	42.674	1:40.303 (2)	78.24	0.534	11:26:33.603
3 -	57.466	42.303	1:39.769 (1)	78.66		11:28:13.372
4 -	57.398	42.987	1:40.385 (3)	78.17	0.616	11:29:53.757

Weather / Track : Cloudy / Dry

Cadwell Park
Circuit Length = 2.1800 miles
Start: 11:23 Flag 11:37 End: 11:39

BMCRC - MRO Championships 2021 - Rnd 3 @ Cadwell Park

Team Respro MRO 600

RACE 4 - BEST SECTORS

SECTOR 1			SECTOR 2			IDEAL / BEST COMPARISON						
POS	NO	NAME	TIME	NO	NAME	TIME	POS	NO	NAME	IDEAL	BEST	DIFF
									PERFECT LAP	1:34.902		
1	188	KRAWIECKI	55.138	134	GILBERT	39.764	1	134	GILBERT	1:35.430	1:35.590	0.160
2	9	WALSH	55.422	9	WALSH	40.029	2	9	WALSH	1:35.451	1:35.509	0.058
3	169	CUNNINGHAM	55.505	188	KRAWIECKI	40.560	3	188	KRAWIECKI	1:35.698	1:35.890	0.192
4	134	GILBERT	55.666	169	CUNNINGHAM	40.617	4	169	CUNNINGHAM	1:36.122	1:36.184	0.062
5	95	ROBERTSON	56.034	17	SHANN	41.030	5	95	ROBERTSON	1:37.163	1:37.550	0.387
6	13	EDMONDSON	56.141	111	FOLKES	41.072	6	13	EDMONDSON	1:37.344	1:37.374	0.030
7	818	BARKER	56.173	321	MORRIS	41.092	7	818	BARKER	1:37.397	1:37.550	0.153
8	17	SHANN	56.411	2	GILL	41.110	8	17	SHANN	1:37.441	1:37.704	0.263
9	175	MARLEY	56.416	95	ROBERTSON	41.129	9	321	MORRIS	1:37.713	1:37.966	0.253
10	37	LATHAM	56.545	136	WARD	41.161	10	175	MARLEY	1:37.754	1:38.156	0.402
11	321	MORRIS	56.621	13	EDMONDSON	41.203	11	2	GILL	1:37.854	1:37.896	0.042
12	2	GILL	56.744	818	BARKER	41.224	12	111	FOLKES	1:37.929	1:38.225	0.296
13	111	FOLKES	56.857	175	MARLEY	41.338	13	37	LATHAM	1:38.072	1:38.393	0.321
14	136	WARD	56.950	37	LATHAM	41.527	14	136	WARD	1:38.111	1:38.111	0.000
15	191	GOOD	57.061	191	GOOD	41.622	15	191	GOOD	1:38.683	1:38.877	0.194
16	7	BENSTED	57.084	3	LAMBDEN	41.698	16	3	LAMBDEN	1:39.015	1:39.268	0.253
17	52	FORBES-COWDRY	57.228	132	GILBERT	41.733	17	52	FORBES-COWDRY	1:39.031	1:39.087	0.056
18	3	LAMBDEN	57.317	52	FORBES-COWDRY	41.803	18	7	BENSTED	1:39.058	1:39.058	0.000
19	100	HOWTON	57.398	7	BENSTED	41.974	19	132	GILBERT	1:39.146	1:39.430	0.284
20	132	GILBERT	57.413	63	MACE	42.158	20	100	HOWTON	1:39.701	1:39.769	0.068
21	51	CLARKE	58.206	100	HOWTON	42.303	21	63	MACE	1:40.524	1:39.047	-1.477
22	43	SALES	58.334	213	PETRIE	42.311	22	51	CLARKE	1:40.559	1:40.559	0.000
23	63	MACE	58.366	51	CLARKE	42.353	23	148	SINCLAIR	1:41.068	1:41.266	0.198
24	148	SINCLAIR	58.563	148	SINCLAIR	42.505	24	43	SALES	1:41.447	1:41.846	0.399
25	624	FEDRICK	58.702	150	DRINKWATER	42.637	25	624	FEDRICK	1:41.676	1:41.825	0.149
26	8	SAUNDERS	59.069	624	FEDRICK	42.974	26	150	DRINKWATER	1:41.883	1:41.969	0.086
27	150	DRINKWATER	59.246	43	SALES	43.113	27	213	PETRIE	1:41.920	1:42.295	0.375
28	331	BURROWS	59.412	8	SAUNDERS	43.142	28	8	SAUNDERS	1:42.211	1:42.747	0.536
29	213	PETRIE	59.609	331	BURROWS	43.198	29	331	BURROWS	1:42.610	1:42.610	0.000
30	144	CRONIN	1:00.710	117	STONARD	43.870	30	117	STONARD	1:44.616	1:44.616	0.000
31	117	STONARD	1:00.746	144	CRONIN	45.116	31	144	CRONIN	1:45.826	1:46.067	0.241
32	120	IBBOTSON	1:02.195	120	IBBOTSON	45.211	32	120	IBBOTSON	1:47.406	1:47.406	0.000

Weather / Track : Cloudy / Dry

Cadwell Park

Circuit Length = 2.1800 miles

Start: 11:23 Flag 11:37 End: 11:39

Results can be found at www.tsl-timing.com

Printed - 11:41 Sunday, 27 June 2021

BMCRC - MRO Championships 2021 - Rnd 3 @ Cadwell Park

Team Respro MRO 600

RACE 4 - STATISTICS

Competitors Started 32
Planned Start 2021-06-27 @ 10:30:00.000
Actual Start 2021-06-27 @ 11:23:03.767
Finish Time 2021-06-27 @ 11:37:35.470
Track Length 2.1800mi.
Total Laps 276
Total Distance Covered 601.6851mi.

Session Fastest Lap History

NO	CL	NAME	LAP TIME	TIME OF DAY	LAP	VEHICLE
134		Donald GILBERT	1:42.265	11:24:46.057	1	Kawasaki ZX6R
9		Glenn WALSH	1:36.489	11:26:23.048	2	Yamaha R6
134		Donald GILBERT	1:35.590	11:27:58.856	3	Kawasaki ZX6R
9		Glenn WALSH	1:35.509	11:32:46.894	6	Yamaha R6

Session Leader History

NO	CL	NAME	FROM LAP	LAPS LED	DISTANCE	VEHICLE
134		Donald GILBERT	1	1	2.18 miles	Kawasaki ZX6R
9		Glenn WALSH	2	1	2.18 miles	Yamaha R6
134		Donald GILBERT	3	7	15.26 miles	Kawasaki ZX6R

Flag History

TYPE	TIME OF DAY
GREEN	11:23:03.767
FINISH	11:37:35.470

Flag Statistics

TYPE	COUNT	TOTAL LAPS	TOTAL TIME
Green	1	9	16:19.737
Red	0	0	0.000
Safety Car	0	0	0.000
FCY	0	0	0.000

BMCRC - MRO Championships 2021 - Rnd 3 @ Cadwell Park

Team Respro MRO 600

RACE 4 - STATISTICS

CLASS :

19 Starters

Fastest Lap History

NO	NAME	LAP TIME	TIME OF DAY	LAP	VEHICLE
134	Donald GILBERT	1:42.265	11:24:46.057	1	Kawasaki ZX6R
9	Glenn WALSH	1:36.489	11:26:23.048	2	Yamaha R6
134	Donald GILBERT	1:35.590	11:27:58.856	3	Kawasaki ZX6R
9	Glenn WALSH	1:35.509	11:32:46.894	6	Yamaha R6

Leader History

NO	NAME	FROM LAP	LAPS LED	DISTANCE	VEHICLE
134	Donald GILBERT	1	1	2.18 miles	Kawasaki ZX6R
9	Glenn WALSH	2	1	2.18 miles	Yamaha R6
134	Donald GILBERT	3	7	15.26 miles	Kawasaki ZX6R

BMCRC - MRO Championships 2021 - Rnd 3 @ Cadwell Park

Team Respro MRO 600

RACE 4 - STATISTICS

CLASS : C

13 Starters

Fastest Lap History

NO	NAME	LAP TIME	TIME OF DAY	LAP	VEHICLE
169	Gareth CUNNINGHAM	1:43.248	11:24:47.038	1	Yamaha R6
169	Gareth CUNNINGHAM	1:37.289	11:26:24.327	2	Yamaha R6
169	Gareth CUNNINGHAM	1:36.605	11:28:00.934	3	Yamaha R6
169	Gareth CUNNINGHAM	1:36.449	11:29:37.382	4	Yamaha R6
169	Gareth CUNNINGHAM	1:36.184	11:36:03.892	8	Yamaha R6

Leader History

NO	NAME	FROM LAP	LAPS LED	DISTANCE	VEHICLE
169	Gareth CUNNINGHAM	1	9	19.62 miles	Yamaha R6

BMCRC - MRO Championships 2021 - Rnd 3 @ Cadwell Park

Team Respro MRO 600

RACE 14 - GRID (9 Laps)

ROW 12	34	70	Sean HALL	35	200	Dan BURNHAM			
ROW 11	31	144	Nick CRONIN	32	120	Dave IBBOTSON	33	19	Michael REGAN
ROW 10	28	331	Tim BURROWS	29	8	Dave SAUNDERS	30	117	Benjamin STONARD
ROW 9	25	43	Daniel SALES	26	150	Paul DRINKWATER	27	213	Jack PETRIE
ROW 8	22	51	Ross CLARKE	23	148	Ashley SINCLAIR	24	624	Matthew FEDRICK
ROW 7	19	3	Joey LAMBDEN	20	132	Mitchell GILBERT	21	100	Craig HOWTON
ROW 6	16	63	Michael MACE	17	7	Thomas BENSTED	18	52	Scott FORBES-COWDRY
ROW 5	13	111	Ryan FOLKES	14	37	Alexander LATHAM	15	191	Daniel GOOD
ROW 4	10	321	Martin MORRIS	11	136	Callum WARD	12	175	Paul MARLEY
ROW 3	7	95	Grant ROBERTSON	8	17	Toby SHANN	9	2	Andrew GILL
ROW 2	4	169	Gareth CUNNINGHAM	5	13	Doug EDMONDSON	6	818	Alex BARKER
ROW 1	1	9	Glenn WALSH	2	134	Donald GILBERT	3	188	Dawid KRAWIECKI
			Pole						

Cadwell Park

Circuit Length = 2.1800 miles

These results are provisional until the conclusion of any judicial and technical matters.

Clerk Of Course :	Stewards :	Timekeeper : Sarah Evans
-------------------	------------	--------------------------

Results can be found at www.tsl-timing.com

Printed - 11:43 Sunday, 27 June 2021



BMCRC - MRO Championships 2021 - Rnd 3 @ Cadwell Park

Team Respro MRO 600

RACE 14 - CLASSIFICATION

POS	NO	CL	PIC NAME	ENTRY	LAPS	TIME	GAP	DIFF	MPH	BEST	ON
1	188		1 Dawid KRAWIECKI	Yamaha R6 - Code Blue LTD & D A East Electrical	7	11:21.321			80.63	1:35.206	7
2	9		2 Glenn WALSH	Yamaha R6 - Walters Medical	7	11:21.806	0.485	0.485	80.57	1:35.527	7
3	134		3 Donald GILBERT	Kawasaki ZX6R - S and N Tyres	7	11:25.535	4.214	3.729	80.13	1:36.804	6
4	169	C	1 Gareth CUNNINGHAM	Yamaha R6 -	7	11:26.821	5.500	1.286	79.98	1:36.634	6
5	95		4 Grant ROBERTSON	Kawasaki ZX6R -	7	11:27.420	6.099	0.599	79.91	1:36.647	6
6	13		5 Doug EDMONDSON	Triumph DAYTONA - Stan Stephens Tuning	7	11:36.888	15.567	9.468	78.83	1:37.124	7
7	818	C	2 Alex BARKER	Yamaha R6 - Barker Woodrow LTD	7	11:39.980	18.659	3.092	78.48	1:38.479	7
8	37	C	3 Alexander LATHAM	Triumph DAYTONA - BR-8 / McCrash Racing	7	11:40.670	19.349	0.690	78.40	1:38.420	5
9	111		6 Ryan FOLKES	Triumph DAYTONA 675 - Carl Harrison Motorcyle	7	11:40.782	19.461	0.112	78.39	1:37.948	6
10	2		7 Andrew GILL	Kawasaki ZX6R -	7	11:41.018	19.697	0.236	78.36	1:38.291	6
11	321		8 Martin MORRIS	Kawasaki ZX6R - Morris Racing, Obsession Engine	7	11:41.140	19.819	0.122	78.35	1:38.178	7
12	3		9 Joey LAMBDEN	Kawasaki ZX600 RBF -	7	11:41.510	20.189	0.370	78.31	1:37.751	3
13	136		10 Callum WARD	Yamaha R6 -	7	11:42.336	21.015	0.826	78.21	1:38.928	4
14	7	C	4 Thomas BENSTED	Triumph DAYTONA 675R - Significant Debt Racing	7	11:47.971	26.650	5.635	77.59	1:38.736	3
15	132	C	5 Mitchell GILBERT	Suzuki GSXR 600 - The Asap group	7	11:50.067	28.746	2.096	77.36	1:39.705	5
16	63		11 Michael MACE	Yamaha R6 - Kevin Marshall	7	11:50.130	28.809	0.063	77.36	1:39.319	7
17	191		12 Daniel GOOD	Kawasaki ZX6R - Quality Fast Facades and Jobling	7	11:50.514	29.193	0.384	77.31	1:39.487	5
18	175		13 Paul MARLEY	Kawasaki ZX6R - Marley Landrovers	7	11:51.167	29.846	0.653	77.24	1:39.379	6
19	150		14 Paul DRINKWATER	Suzuki GSXR 600 -	7	12:12.575	51.254	21.408	74.99	1:43.149	4
20	52	C	6 Scott FORBES-COWDRY	Yamaha R6 13S -	7	12:12.674	51.353	0.099	74.98	1:42.954	2
21	331		15 Tim BURROWS	Yamaha R6 -	7	12:12.913	51.592	0.239	74.95	1:42.866	4
22	148	C	7 Ashley SINCLAIR	Yamaha R6 -	7	12:13.112	51.791	0.199	74.93	1:43.066	7
23	43	C	8 Daniel SALES	Yamaha R6 - Team Freddie, Ron & Frankie	7	12:18.997	57.676	5.885	74.33	1:42.709	6
24	8	C	9 Dave SAUNDERS	Honda CBR600 - ETR Building & Civil Engineering L	7	12:29.698	1:08.377	10.701	73.27	1:43.728	6
25	117	C	10 Benjamin STONARD	Yamaha R6 -	7	12:32.470	1:11.149	2.772	73.00	1:45.084	6
26	120		16 Dave IBBOTSON	Honda CBR600 -	7	12:33.342	1:12.021	0.872	72.92	1:45.253	6

NOT CLASSIFIED

DNF	17		Toby SHANN	Triumph 675 -	5	8:20.739	2 Laps	2 Laps	78.36	1:38.358	5
DNF	100	C	Craig HOWTON	Kawasaki ZX6R - ME	1	1:50.627	6 Laps	4 Laps	70.94	1:50.627	1
NS	51	C	Ross CLARKE	Kawasaki ZX6R - Ross Clarke Farriery	0						
NS	624	C	Matthew FEDRICK	Yamaha R6 - Matthew Fedrick farriers ltd/ Palmer R	0						
NS	213		Jack PETRIE	Kawasaki ZX6 - AM Tiling	0						
NS	144		Nick CRONIN	Yamaha R6 -	0						
NS	19		Michael REGAN	Honda CBR600RR - North weald motorcycles	0						
NS	70	C	Sean HALL	Yamaha R6 - S and y ceramics	0						
NS	200	C	Dan BURNHAM	Triumph DAYTONA 675 - BDR RACING / KY JAX	0						

FASTEST LAP

188		Dawid KRAWIECKI	Yamaha R6 - Code Blue LTD & D A East Electrical	7	1:35.206	82.43 mph	132.66 kph
169	C	Gareth CUNNINGHAM	Yamaha R6 -	6	1:36.634	81.21 mph	130.70 kph

Class - 92.5% of Race Speed = 74.58 mph
 Class C - 92.5% of Race Speed = 73.98 mph

Cadwell Park: 2.1800 miles

Race Distance: 7 Laps / 15.26 miles

Start: 15:45 Flag 15:56 End: 15:57

Weather / Track : Cloudy / Dry

These results are provisional until the conclusion of any judicial and technical matters.

Clerk Of Course :	Stewards :	Timekeeper : Sarah Evans
-------------------	------------	--------------------------

Results can be found at www.tsl-timing.com

Printed - 15:59 Sunday, 27 June 2021



BMCRC - MRO Championships 2021 - Rnd 3 @ Cadwell Park

Team Respro MRO 600

RACE 14 - LAP CHART

LAP 1 @ 15:46:56.785

NO	BEHIND	LAP TIME
188		1:42.368
134	0.101	1:42.469
9	0.351	1:42.719
169	0.865	1:43.233
95	1.336	1:43.704
13	2.034	1:44.402
136	3.447	1:45.815
818	3.579	1:45.947
17	3.612	1:45.980
2	4.306	1:46.674
321	4.610	1:46.978
37	4.940	1:47.308
191	6.257	1:48.625
111	6.341	1:48.709
175	6.700	1:49.068
132	7.040	1:49.408
3	7.446	1:49.814
7	7.509	1:49.877
100	8.259	1:50.627
150	9.433	1:51.801
63	9.574	1:51.942
148	10.092	1:52.460
52	10.454	1:52.822
331	11.036	1:53.404
117	12.253	1:54.621
43	12.974	1:55.342
8	13.507	1:55.875
120	13.995	1:56.363

LAP 2 @ 15:48:33.192

NO	BEHIND	LAP TIME
188		1:36.407
9	1.091	1:37.147
134	1.462	1:37.768
169	2.009	1:37.551
95	2.456	1:37.527
13	4.047	1:38.420
136	6.292	1:39.252
818	6.354	1:39.182
17	6.406	1:39.201
2	7.242	1:39.343
321	7.659	1:39.456
37	8.240	1:39.707
111	8.542	1:38.608
3	11.276	1:40.237
132	11.811	1:41.178
7	11.878	1:40.776
191	12.306	1:42.456
175	12.450	1:42.157
63	13.023	1:39.856
150	16.840	1:43.814
52	17.001	1:42.954
148	17.594	1:43.909
331	18.410	1:43.781
117	23.371	1:47.525
43	23.541	1:46.974
8	24.094	1:46.994
120	24.268	1:46.680

LAP 3 @ 15:50:10.168

NO	BEHIND	LAP TIME
188		1:36.976
9	0.215	1:36.100
134	1.652	1:37.166
169	2.214	1:37.181
95	2.617	1:37.137
13	5.269	1:38.198
17	8.190	1:38.760
818	8.623	1:39.245
136	9.562	1:40.246
2	9.903	1:39.637
321	10.015	1:39.332
37	10.218	1:38.954
111	10.629	1:39.063
3	12.051	1:37.751
7	13.639	1:38.736
132	14.617	1:39.782
191	15.357	1:40.027
175	15.758	1:40.284
63	16.065	1:40.018
52	23.605	1:43.580
150	23.906	1:44.042
148	24.288	1:43.670
331	24.582	1:43.148
43	30.755	1:44.190
117	33.212	1:46.817
120	33.488	1:46.196
8	33.804	1:46.686

LAP 4 @ 15:51:46.769

NO	BEHIND	LAP TIME
188		1:36.601
9	0.178	1:36.564
134	2.491	1:37.440
169	3.235	1:37.622
95	3.708	1:37.692
17	10.029	1:38.440
13	10.812	1:42.144
818	11.450	1:39.428
136	11.889	1:38.928
37	12.055	1:38.438
2	12.808	1:39.506
321	12.972	1:39.558
111	13.270	1:39.242
3	13.571	1:38.121
7	16.275	1:39.237
132	18.029	1:40.013
191	19.111	1:40.355
63	19.612	1:40.148
175	19.835	1:40.678
52	30.109	1:43.105
150	30.454	1:43.149
331	30.847	1:42.866
148	31.320	1:43.633
43	37.928	1:43.774
117	42.820	1:46.209
8	43.178	1:45.975
120	43.715	1:46.828

LAP 5 @ 15:53:23.728

NO	BEHIND	LAP TIME
188		1:36.959

9	0.148	1:36.929
134	2.429	1:36.897
169	3.320	1:37.044
95	3.804	1:37.055
17	11.428	1:38.358
13	12.250	1:38.397
818	13.311	1:38.820
37	13.516	1:38.420
136	14.227	1:39.297
2	14.482	1:38.633
321	14.615	1:38.602
111	14.969	1:38.658
3	15.525	1:38.913
7	18.902	1:39.586
132	20.775	1:39.705
191	21.639	1:39.487
63	22.056	1:39.403
175	22.493	1:39.617
52	36.744	1:43.594
150	36.862	1:43.367
331	37.116	1:43.228
148	37.627	1:43.266
43	44.008	1:43.039
8	51.530	1:45.311
117	52.020	1:46.159
120	52.435	1:45.679

LAP 6 @ 15:55:00.532

NO	BEHIND	LAP TIME
188		1:36.804
9	0.164	1:36.820
134	2.429	1:36.804
169	3.150	1:36.634
95	3.647	1:36.647
13	13.649	1:38.203
818	15.386	1:38.879
37	15.596	1:38.884
2	15.969	1:38.291
111	16.113	1:37.948
321	16.847	1:39.036
136	16.947	1:39.524
3	17.334	1:38.613
7	21.826	1:39.728
132	24.162	1:40.191
191	24.362	1:39.527
63	24.696	1:39.444
175	25.068	1:39.379
52	43.136	1:43.196
150	43.283	1:43.225
331	43.506	1:43.194
148	43.931	1:43.108
43	49.913	1:42.709
8	58.454	1:43.728
117	1:00.300	1:45.084
120	1:00.884	1:45.253

LAP 7 @ 15:56:35.738

NO	BEHIND	LAP TIME
188		1:35.206
9	0.485	1:35.527
134	4.214	1:36.991
169	5.500	1:37.556
95	6.099	1:37.658
13	15.567	1:37.124

818	18.659	1:38.479
37	19.349	1:38.959
111	19.461	1:38.554
2	19.697	1:38.934
321	19.819	1:38.178
3	20.189	1:38.061
136	21.015	1:39.274
7	26.650	1:40.030
132	28.746	1:39.790
63	28.809	1:39.319
191	29.193	1:40.037
175	29.846	1:39.984
150	51.254	1:43.177
52	51.353	1:43.423
331	51.592	1:43.292
148	51.791	1:43.066
43	57.676	1:42.969
8	1:08.377	1:45.129
117	1:11.149	1:46.055
120	1:12.021	1:46.343

Weather / Track : Cloudy / Dry

Results can be found at www.tsl-timing.com

Cadwell Park
Circuit Length = 2.1800 miles
Start: 15:45 Flag 15:56 End: 15:57

Printed - 16:00 Sunday, 27 June 2021

BMCRC - MRO Championships 2021 - Rnd 3 @ Cadwell Park

Team Respro MRO 600

RACE 14 - SECTOR ANALYSIS



SECTOR 1 = FL to I1, SECTOR 2 = I1 to FL, DIFF = Difference To Personal Best Lap, P = Crossed Finish Line in Pit Lane, D = Time Disallowed

P1 188		Dawid KRAWIECKI		Yamaha R6 - Code Blue LTD & D A East Electrical			
IDEAL LAP TIME : 1:35.206		BEST LAP TIME : 1:35.206		DIFFERENCE : 0.000			
LAP	SECTOR 1	SECTOR 2	LAP TIME	MPH	DIFF	TIME OF DAY	
1 -		41.110	1:42.368	76.66	7.162	15:46:56.785	
2 -	55.497	40.910	1:36.407 (2)	81.40	1.201	15:48:33.192	
3 -	55.926	41.050	1:36.976	80.92	1.770	15:50:10.168	
4 -	55.788	40.813	1:36.601 (3)	81.24	1.395	15:51:46.769	
5 -	56.068	40.891	1:36.959	80.94	1.753	15:53:23.728	
6 -	56.151	40.653	1:36.804	81.07	1.598	15:55:00.532	
7 -	54.978	40.228	1:35.206 (1)	82.43		15:56:35.738	

P2 9		Glenn WALSH		Yamaha R6 - Walters Medical			
IDEAL LAP TIME : 1:35.527		BEST LAP TIME : 1:35.527		DIFFERENCE : 0.000			
LAP	SECTOR 1	SECTOR 2	LAP TIME	MPH	DIFF	TIME OF DAY	
1 -		40.775	1:42.719	76.40	7.192	15:46:57.136	
2 -	55.771	41.376	1:37.147	80.78	1.620	15:48:34.283	
3 -	55.157	40.943	1:36.100 (2)	81.66	0.573	15:50:10.383	
4 -	55.891	40.673	1:36.564 (3)	81.27	1.037	15:51:46.947	
5 -	56.080	40.849	1:36.929	80.96	1.402	15:53:23.876	
6 -	56.172	40.648	1:36.820	81.05	1.293	15:55:00.696	
7 -	55.098	40.429	1:35.527 (1)	82.15		15:56:36.223	

P3 134		Donald GILBERT		Kawasaki ZX6R - S and N Tyres			
IDEAL LAP TIME : 1:36.585		BEST LAP TIME : 1:36.804		DIFFERENCE : 0.219			
LAP	SECTOR 1	SECTOR 2	LAP TIME	MPH	DIFF	TIME OF DAY	
1 -		40.812	1:42.469	76.58	5.665	15:46:56.886	
2 -	56.888	40.880	1:37.768	80.27	0.964	15:48:34.654	
3 -	56.377	40.789	1:37.166	80.76	0.362	15:50:11.820	
4 -	56.933	40.507	1:37.440	80.54	0.636	15:51:49.260	
5 -	56.621	40.276	1:36.897 (2)	80.99	0.093	15:53:26.157	
6 -	56.383	40.421	1:36.804 (1)	81.07		15:55:02.961	
7 -	56.783	40.208	1:36.991 (3)	80.91	0.187	15:56:39.952	

P4 169 C		Gareth CUNNINGHAM		Yamaha R6 -			
IDEAL LAP TIME : 1:36.563		BEST LAP TIME : 1:36.634		DIFFERENCE : 0.071			
LAP	SECTOR 1	SECTOR 2	LAP TIME	MPH	DIFF	TIME OF DAY	
1 -		40.893	1:43.233	76.02	6.599	15:46:57.650	
2 -	56.389	41.162	1:37.551	80.45	0.917	15:48:35.201	
3 -	56.046	41.135	1:37.181 (3)	80.75	0.547	15:50:12.382	
4 -	56.538	41.084	1:37.622	80.39	0.988	15:51:50.004	
5 -	55.958	41.086	1:37.044 (2)	80.87	0.410	15:53:27.048	
6 -	55.670	40.964	1:36.634 (1)	81.21		15:55:03.682	
7 -	56.214	41.342	1:37.556	80.44	0.922	15:56:41.238	

P5 95		Grant ROBERTSON		Kawasaki ZX6R -			
IDEAL LAP TIME : 1:36.647		BEST LAP TIME : 1:36.647		DIFFERENCE : 0.000			
LAP	SECTOR 1	SECTOR 2	LAP TIME	MPH	DIFF	TIME OF DAY	
1 -		41.029	1:43.704	75.67	7.057	15:46:58.121	
2 -	56.181	41.346	1:37.527	80.47	0.880	15:48:35.648	
3 -	56.068	41.069	1:37.137 (3)	80.79	0.490	15:50:12.785	
4 -	56.361	41.331	1:37.692	80.33	1.045	15:51:50.477	
5 -	55.906	41.149	1:37.055 (2)	80.86	0.408	15:53:27.532	
6 -	55.713	40.934	1:36.647 (1)	81.20		15:55:04.179	
7 -	55.948	41.710	1:37.658	80.36	1.011	15:56:41.837	

Weather / Track : Cloudy / Dry

Cadwell Park
Circuit Length = 2.1800 miles
Start: 15:45 Flag 15:56 End: 15:57

BMCRC - MRO Championships 2021 - Rnd 3 @ Cadwell Park

Team Respro MRO 600

RACE 14 - SECTOR ANALYSIS



SECTOR 1 = FL to I1, SECTOR 2 = I1 to FL, DIFF = Difference To Personal Best Lap, P = Crossed Finish Line in Pit Lane, D = Time Disallowed

P6 13		Doug EDMONDSON		Triumph DAYTONA - Stan Stephens Tuning		
IDEAL LAP TIME : 1:37.124		BEST LAP TIME : 1:37.124		DIFFERENCE : 0.000		
LAP	SECTOR 1	SECTOR 2	LAP TIME	MPH	DIFF	TIME OF DAY
1 -		41.799	1:44.402	75.17	7.278	15:46:58.819
2 -	56.757	41.663	1:38.420	79.74	1.296	15:48:37.239
3 -	56.550	41.648	1:38.198 (2)	79.92	1.074	15:50:15.437
4 -	56.445	45.699	1:42.144	76.83	5.020	15:51:57.581
5 -	56.648	41.749	1:38.397	79.75	1.273	15:53:35.978
6 -	56.848	41.355	1:38.203 (3)	79.91	1.079	15:55:14.181
7 -	56.205	40.919	1:37.124 (1)	80.80		15:56:51.305

P7 818 C		Alex BARKER		Yamaha R6 - Barker Woodrow LTD		
IDEAL LAP TIME : 1:38.408		BEST LAP TIME : 1:38.479		DIFFERENCE : 0.071		
LAP	SECTOR 1	SECTOR 2	LAP TIME	MPH	DIFF	TIME OF DAY
1 -		42.551	1:45.947	74.07	7.468	15:47:00.364
2 -	56.902	42.280	1:39.182	79.12	0.703	15:48:39.546
3 -	57.466	41.779	1:39.245	79.07	0.766	15:50:18.791
4 -	57.087	42.341	1:39.428	78.93	0.949	15:51:58.219
5 -	56.871	41.949	1:38.820 (2)	79.41	0.341	15:53:37.039
6 -	56.749	42.130	1:38.879 (3)	79.37	0.400	15:55:15.918
7 -	56.820	41.659	1:38.479 (1)	79.69		15:56:54.397

P8 37 C		Alexander LATHAM		Triumph DAYTONA - BR-8 / McCrash Racing		
IDEAL LAP TIME : 1:37.559		BEST LAP TIME : 1:38.420		DIFFERENCE : 0.861		
LAP	SECTOR 1	SECTOR 2	LAP TIME	MPH	DIFF	TIME OF DAY
1 -		42.173	1:47.308	73.13	8.888	15:47:01.725
2 -	57.215	42.492	1:39.707	78.71	1.287	15:48:41.432
3 -	56.994	41.960	1:38.954	79.31	0.534	15:50:20.386
4 -	57.337	41.101	1:38.438 (2)	79.72	0.018	15:51:58.824
5 -	56.458	41.962	1:38.420 (1)	79.74		15:53:37.244
6 -	56.737	42.147	1:38.884 (3)	79.36	0.464	15:55:16.128
7 -	56.806	42.153	1:38.959	79.30	0.539	15:56:55.087

P9 111		Ryan FOLKES		Triumph DAYTONA 675 - Carl Harrison Motorcycle Services		
IDEAL LAP TIME : 1:37.766		BEST LAP TIME : 1:37.948		DIFFERENCE : 0.182		
LAP	SECTOR 1	SECTOR 2	LAP TIME	MPH	DIFF	TIME OF DAY
1 -		43.148	1:48.709	72.19	10.761	15:47:03.126
2 -	57.255	41.353	1:38.608 (3)	79.58	0.660	15:48:41.734
3 -	57.002	42.061	1:39.063	79.22	1.115	15:50:20.797
4 -	57.570	41.672	1:39.242	79.08	1.294	15:52:00.039
5 -	56.951	41.707	1:38.658	79.54	0.710	15:53:38.697
6 -	56.413	41.535	1:37.948 (1)	80.12		15:55:16.645
7 -	56.507	42.047	1:38.554 (2)	79.63	0.606	15:56:55.199

P10 2		Andrew GILL		Kawasaki ZX6R -		
IDEAL LAP TIME : 1:38.280		BEST LAP TIME : 1:38.291		DIFFERENCE : 0.011		
LAP	SECTOR 1	SECTOR 2	LAP TIME	MPH	DIFF	TIME OF DAY
1 -		42.186	1:46.674	73.57	8.383	15:47:01.091
2 -	57.457	41.886	1:39.343	78.99	1.052	15:48:40.434
3 -	57.598	42.039	1:39.637	78.76	1.346	15:50:20.071
4 -	57.874	41.632	1:39.506	78.87	1.215	15:51:59.577
5 -	57.061	41.572	1:38.633 (2)	79.56	0.342	15:53:38.210
6 -	56.708	41.583	1:38.291 (1)	79.84		15:55:16.501
7 -	57.208	41.726	1:38.934 (3)	79.32	0.643	15:56:55.435

Weather / Track : Cloudy / Dry

Cadwell Park
Circuit Length = 2.1800 miles
Start: 15:45 Flag 15:56 End: 15:57

BMCRC - MRO Championships 2021 - Rnd 3 @ Cadwell Park

Team Respro MRO 600

RACE 14 - SECTOR ANALYSIS



SECTOR 1 = FL to I1, SECTOR 2 = I1 to FL, DIFF = Difference To Personal Best Lap, P = Crossed Finish Line in Pit Lane, D = Time Disallowed

P11 321		Martin MORRIS		Kawasaki ZX6R - Morris Racing, Obsession Engineering			
IDEAL LAP TIME : 1:38.007		BEST LAP TIME : 1:38.178		DIFFERENCE : 0.171			
LAP	SECTOR 1	SECTOR 2	LAP TIME	MPH	DIFF	TIME OF DAY	
1 -		42.362	1:46.978	73.36	8.800	15:47:01.395	
2 -	57.705	41.751	1:39.456	78.90	1.278	15:48:40.851	
3 -	57.369	41.963	1:39.332	79.00	1.154	15:50:20.183	
4 -	57.959	41.599	1:39.558	78.82	1.380	15:51:59.741	
5 -	57.024	41.578	1:38.602 (2)	79.59	0.424	15:53:38.343	
6 -	57.541	41.495	1:39.036 (3)	79.24	0.858	15:55:17.379	
7 -	56.512	41.666	1:38.178 (1)	79.93		15:56:55.557	

P12 3		Joey LAMB DEN		Kawasaki ZX600 RBF -			
IDEAL LAP TIME : 1:37.751		BEST LAP TIME : 1:37.751		DIFFERENCE : 0.000			
LAP	SECTOR 1	SECTOR 2	LAP TIME	MPH	DIFF	TIME OF DAY	
1 -		43.547	1:49.814	71.46	12.063	15:47:04.231	
2 -	57.952	42.285	1:40.237	78.29	2.486	15:48:44.468	
3 -	56.388	41.363	1:37.751 (1)	80.28		15:50:22.219	
4 -	56.462	41.659	1:38.121 (3)	79.98	0.370	15:52:00.340	
5 -	56.932	41.981	1:38.913	79.34	1.162	15:53:39.253	
6 -	56.855	41.758	1:38.613	79.58	0.862	15:55:17.866	
7 -	56.504	41.557	1:38.061 (2)	80.03	0.310	15:56:55.927	

P13 136		Callum WARD		Yamaha R6 -			
IDEAL LAP TIME : 1:38.928		BEST LAP TIME : 1:38.928		DIFFERENCE : 0.000			
LAP	SECTOR 1	SECTOR 2	LAP TIME	MPH	DIFF	TIME OF DAY	
1 -		42.128	1:45.815	74.16	6.887	15:47:00.232	
2 -	57.633	41.619	1:39.252 (2)	79.07	0.324	15:48:39.484	
3 -	58.129	42.117	1:40.246	78.28	1.318	15:50:19.730	
4 -	57.502	41.426	1:38.928 (1)	79.33		15:51:58.658	
5 -	57.710	41.587	1:39.297	79.03	0.369	15:53:37.955	
6 -	57.713	41.811	1:39.524	78.85	0.596	15:55:17.479	
7 -	57.805	41.469	1:39.274 (3)	79.05	0.346	15:56:56.753	

P14 7 C		Thomas BENSTED		Triumph DAYTONA 675R - Significant Debt Racing			
IDEAL LAP TIME :		BEST LAP TIME : 1:38.736		DIFFERENCE :			
LAP	SECTOR 1	SECTOR 2	LAP TIME	MPH	DIFF	TIME OF DAY	
1 -			1:49.877	71.42	11.140	15:47:04.294	
2 -			1:40.776	77.87	2.039	15:48:45.070	
3 -			1:38.736 (1)	79.48		15:50:23.807	
4 -			1:39.237 (2)	79.08	0.500	15:52:03.044	
5 -			1:39.586 (3)	78.80	0.849	15:53:42.630	
6 -			1:39.728	78.69	0.991	15:55:22.358	
7 -			1:40.030	78.45	1.293	15:57:02.388	

P15 132 C		Mitchell GILBERT		Suzuki GSXR 600 - The Asap group			
IDEAL LAP TIME : 1:39.297		BEST LAP TIME : 1:39.705		DIFFERENCE : 0.408			
LAP	SECTOR 1	SECTOR 2	LAP TIME	MPH	DIFF	TIME OF DAY	
1 -		43.351	1:49.408	71.73	9.703	15:47:03.825	
2 -	58.484	42.694	1:41.178	77.56	1.473	15:48:45.003	
3 -	57.622	42.160	1:39.782 (2)	78.65	0.077	15:50:24.785	
4 -	57.876	42.137	1:40.013	78.47	0.308	15:52:04.798	
5 -	58.030	41.675	1:39.705 (1)	78.71		15:53:44.503	
6 -	57.628	42.563	1:40.191	78.33	0.486	15:55:24.694	
7 -	57.622	42.168	1:39.790 (3)	78.64	0.085	15:57:04.484	

Weather / Track : Cloudy / Dry

Cadwell Park
 Circuit Length = 2.1800 miles
 Start: 15:45 Flag 15:56 End: 15:57

BMCRC - MRO Championships 2021 - Rnd 3 @ Cadwell Park

Team Respro MRO 600

RACE 14 - SECTOR ANALYSIS



SECTOR 1 = FL to I1, SECTOR 2 = I1 to FL, DIFF = Difference To Personal Best Lap, P = Crossed Finish Line in Pit Lane, D = Time Disallowed

P16 63		Michael MACE		Yamaha R6 - Kevin Marshall		
IDEAL LAP TIME : 1:39.244		BEST LAP TIME : 1:39.319		DIFFERENCE : 0.075		
LAP	SECTOR 1	SECTOR 2	LAP TIME	MPH	DIFF	TIME OF DAY
1 -		43.445	1:51.942	70.10	12.623	15:47:06.359
2 -	57.857	41.999	1:39.856	78.59	0.537	15:48:46.215
3 -	57.645	42.373	1:40.018	78.46	0.699	15:50:26.233
4 -	57.504	42.644	1:40.148	78.36	0.829	15:52:06.381
5 -	57.414	41.989	1:39.403 (2)	78.95	0.084	15:53:45.784
6 -	57.390	42.054	1:39.444 (3)	78.91	0.125	15:55:25.228
7 -	57.465	41.854	1:39.319 (1)	79.01		15:57:04.547

P17 191		Daniel GOOD		Kawasaki ZX6R - Quality Fast Facades and Joblings of Whitley I		
IDEAL LAP TIME : 1:39.487		BEST LAP TIME : 1:39.487		DIFFERENCE : 0.000		
LAP	SECTOR 1	SECTOR 2	LAP TIME	MPH	DIFF	TIME OF DAY
1 -		43.192	1:48.625	72.24	9.138	15:47:03.042
2 -	58.631	43.825	1:42.456	76.59	2.969	15:48:45.498
3 -	57.702	42.325	1:40.027 (3)	78.45	0.540	15:50:25.525
4 -	57.999	42.356	1:40.355	78.20	0.868	15:52:05.880
5 -	57.497	41.990	1:39.487 (1)	78.88		15:53:45.367
6 -	57.509	42.018	1:39.527 (2)	78.85	0.040	15:55:24.894
7 -	57.893	42.144	1:40.037	78.45	0.550	15:57:04.931

P18 175		Paul MARLEY		Kawasaki ZX6R - Marley Landrovers		
IDEAL LAP TIME : 1:39.379		BEST LAP TIME : 1:39.379		DIFFERENCE : 0.000		
LAP	SECTOR 1	SECTOR 2	LAP TIME	MPH	DIFF	TIME OF DAY
1 -		43.317	1:49.068	71.95	9.689	15:47:03.485
2 -	59.327	42.830	1:42.157	76.82	2.778	15:48:45.642
3 -	57.849	42.435	1:40.284	78.25	0.905	15:50:25.926
4 -	58.165	42.513	1:40.678	77.95	1.299	15:52:06.604
5 -	57.510	42.107	1:39.617 (2)	78.78	0.238	15:53:46.221
6 -	57.444	41.935	1:39.379 (1)	78.97		15:55:25.600
7 -	57.702	42.282	1:39.984 (3)	78.49	0.605	15:57:05.584

P19 150		Paul DRINKWATER		Suzuki GSXR 600 -		
IDEAL LAP TIME : 1:42.976		BEST LAP TIME : 1:43.149		DIFFERENCE : 0.173		
LAP	SECTOR 1	SECTOR 2	LAP TIME	MPH	DIFF	TIME OF DAY
1 -		43.584	1:51.801	70.19	8.652	15:47:06.218
2 -	1:00.144	43.670	1:43.814	75.59	0.665	15:48:50.032
3 -	1:00.696	43.346	1:44.042	75.43	0.893	15:50:34.074
4 -	1:00.053	43.096	1:43.149 (1)	76.08		15:52:17.223
5 -	59.897	43.470	1:43.367	75.92	0.218	15:54:00.590
6 -	59.880	43.345	1:43.225 (3)	76.02	0.076	15:55:43.815
7 -	59.969	43.208	1:43.177 (2)	76.06	0.028	15:57:26.992

P20 52 C		Scott FORBES-COWDRY		Yamaha R6 13S -		
IDEAL LAP TIME : 1:42.816		BEST LAP TIME : 1:42.954		DIFFERENCE : 0.138		
LAP	SECTOR 1	SECTOR 2	LAP TIME	MPH	DIFF	TIME OF DAY
1 -		43.466	1:52.822	69.56	9.868	15:47:07.239
2 -	59.539	43.415	1:42.954 (1)	76.22		15:48:50.193
3 -	1:00.206	43.374	1:43.580	75.76	0.626	15:50:33.773
4 -	59.828	43.277	1:43.105 (2)	76.11	0.151	15:52:16.878
5 -	59.743	43.851	1:43.594	75.75	0.640	15:54:00.472
6 -	59.658	43.538	1:43.196 (3)	76.05	0.242	15:55:43.668
7 -	59.745	43.678	1:43.423	75.88	0.469	15:57:27.091

Weather / Track : Cloudy / Dry

Cadwell Park
Circuit Length = 2.1800 miles
Start: 15:45 Flag 15:56 End: 15:57

BMCRC - MRO Championships 2021 - Rnd 3 @ Cadwell Park

Team Respro MRO 600

RACE 14 - SECTOR ANALYSIS



SECTOR 1 = FL to I1, SECTOR 2 = I1 to FL, DIFF = Difference To Personal Best Lap, P = Crossed Finish Line in Pit Lane, D = Time Disallowed

P21 331		Tim BURROWS		Yamaha R6 -		
IDEAL LAP TIME : 1:42.599		BEST LAP TIME : 1:42.866		DIFFERENCE : 0.267		
LAP	SECTOR 1	SECTOR 2	LAP TIME	MPH	DIFF	TIME OF DAY
1 -		43.719	1:53.404	69.20	10.538	15:47:07.821
2 -	59.992	43.789	1:43.781	75.62	0.915	15:48:51.602
3 -	59.822	43.326	1:43.148 (2)	76.08	0.282	15:50:34.750
4 -	59.954	42.912	1:42.866 (1)	76.29		15:52:17.616
5 -	59.687	43.541	1:43.228	76.02	0.362	15:54:00.844
6 -	59.798	43.396	1:43.194 (3)	76.05	0.328	15:55:44.038
7 -	59.948	43.344	1:43.292	75.97	0.426	15:57:27.330

P22 148 C		Ashley SINCLAIR		Yamaha R6 -		
IDEAL LAP TIME : 1:42.651		BEST LAP TIME : 1:43.066		DIFFERENCE : 0.415		
LAP	SECTOR 1	SECTOR 2	LAP TIME	MPH	DIFF	TIME OF DAY
1 -		43.653	1:52.460	69.78	9.394	15:47:06.877
2 -	1:00.236	43.673	1:43.909	75.52	0.843	15:48:50.786
3 -	1:00.186	43.484	1:43.670	75.70	0.604	15:50:34.456
4 -	1:00.480	43.153	1:43.633	75.72	0.567	15:52:18.089
5 -	59.498	43.768	1:43.266 (3)	75.99	0.200	15:54:01.355
6 -	59.650	43.458	1:43.108 (2)	76.11	0.042	15:55:44.463
7 -	59.811	43.255	1:43.066 (1)	76.14		15:57:27.529

P23 43 C		Daniel SALES		Yamaha R6 - Team Freddie, Ron & Frankie		
IDEAL LAP TIME : 1:42.709		BEST LAP TIME : 1:42.709		DIFFERENCE : 0.000		
LAP	SECTOR 1	SECTOR 2	LAP TIME	MPH	DIFF	TIME OF DAY
1 -		44.960	1:55.342	68.04	12.633	15:47:09.759
2 -	1:01.891	45.083	1:46.974	73.36	4.265	15:48:56.733
3 -	1:00.388	43.802	1:44.190	75.32	1.481	15:50:40.923
4 -	59.530	44.244	1:43.774	75.62	1.065	15:52:24.697
5 -	59.241	43.798	1:43.039 (3)	76.16	0.330	15:54:07.736
6 -	59.063	43.646	1:42.709 (1)	76.41		15:55:50.445
7 -	59.248	43.721	1:42.969 (2)	76.21	0.260	15:57:33.414

P24 8 C		Dave SAUNDERS		Honda CBR600 - ETR Building & Civil Engineering Ltd		
IDEAL LAP TIME : 1:43.728		BEST LAP TIME : 1:43.728		DIFFERENCE : 0.000		
LAP	SECTOR 1	SECTOR 2	LAP TIME	MPH	DIFF	TIME OF DAY
1 -		45.109	1:55.875	67.72	12.147	15:47:10.292
2 -	1:01.913	45.081	1:46.994	73.35	3.266	15:48:57.286
3 -	1:01.994	44.692	1:46.686	73.56	2.958	15:50:43.972
4 -	1:01.440	44.535	1:45.975	74.05	2.247	15:52:29.947
5 -	1:01.148	44.163	1:45.311 (3)	74.52	1.583	15:54:15.258
6 -	1:00.346	43.382	1:43.728 (1)	75.66		15:55:58.986
7 -	1:00.754	44.375	1:45.129 (2)	74.65	1.401	15:57:44.115

P25 117 C		Benjamin STONARD		Yamaha R6 -		
IDEAL LAP TIME : 1:45.084		BEST LAP TIME : 1:45.084		DIFFERENCE : 0.000		
LAP	SECTOR 1	SECTOR 2	LAP TIME	MPH	DIFF	TIME OF DAY
1 -		44.587	1:54.621	68.46	9.537	15:47:09.038
2 -	1:02.290	45.235	1:47.525	72.98	2.441	15:48:56.563
3 -	1:01.696	45.121	1:46.817	73.47	1.733	15:50:43.380
4 -	1:01.656	44.553	1:46.209	73.89	1.125	15:52:29.589
5 -	1:01.045	45.114	1:46.159 (3)	73.92	1.075	15:54:15.748
6 -	1:00.713	44.371	1:45.084 (1)	74.68		15:56:00.832
7 -	1:00.927	45.128	1:46.055 (2)	73.99	0.971	15:57:46.887

Weather / Track : Cloudy / Dry

Cadwell Park
Circuit Length = 2.1800 miles
Start: 15:45 Flag 15:56 End: 15:57

BMCRC - MRO Championships 2021 - Rnd 3 @ Cadwell Park

Team Respro MRO 600

RACE 14 - SECTOR ANALYSIS



SECTOR 1 = FL to I1, SECTOR 2 = I1 to FL, DIFF = Difference To Personal Best Lap, P = Crossed Finish Line in Pit Lane, D = Time Disallowed

P26 120		Dave IBBOTSON		Honda CBR600 -		
IDEAL LAP TIME : 1:45.253		BEST LAP TIME : 1:45.253		DIFFERENCE : 0.000		
LAP	SECTOR 1	SECTOR 2	LAP TIME	MPH	DIFF	TIME OF DAY
1 -		44.921	1:56.363	67.44	11.110	15:47:10.780
2 -	1:01.833	44.847	1:46.680	73.56	1.427	15:48:57.460
3 -	1:01.716	44.480	1:46.196 (3)	73.90	0.943	15:50:43.656
4 -	1:02.152	44.676	1:46.828	73.46	1.575	15:52:30.484
5 -	1:01.168	44.511	1:45.679 (2)	74.26	0.426	15:54:16.163
6 -	1:00.970	44.283	1:45.253 (1)	74.56		15:56:01.416
7 -	1:01.126	45.217	1:46.343	73.79	1.090	15:57:47.759

P27 17		Toby SHANN		Triumph 675 -		
IDEAL LAP TIME : 1:38.180		BEST LAP TIME : 1:38.358		DIFFERENCE : 0.178		
LAP	SECTOR 1	SECTOR 2	LAP TIME	MPH	DIFF	TIME OF DAY
1 -		41.878	1:45.980	74.05	7.622	15:47:00.397
2 -	57.780	41.421	1:39.201	79.11	0.843	15:48:39.598
3 -	56.913	41.847	1:38.760 (3)	79.46	0.402	15:50:18.358
4 -	57.032	41.408	1:38.440 (2)	79.72	0.082	15:51:56.798
5 -	57.091	41.267	1:38.358 (1)	79.79		15:53:35.156

P28 100 C		Craig HOWTON		Kawasaki ZX6R - ME		
IDEAL LAP TIME :		BEST LAP TIME : 1:50.627		DIFFERENCE :		
LAP	SECTOR 1	SECTOR 2	LAP TIME	MPH	DIFF	TIME OF DAY
1 -		43.688	1:50.627 (1)	70.94		15:47:05.044

BMCRC - MRO Championships 2021 - Rnd 3 @ Cadwell Park

Team Respro MRO 600

RACE 14 - BEST SECTORS

SECTOR 1			SECTOR 2			IDEAL / BEST COMPARISON						
POS	NO	NAME	TIME	NO	NAME	TIME	POS	NO	NAME	IDEAL	BEST	DIFF
1	188	KRAWIECKI	54.978	134	GILBERT	40.208	1	188	KRAWIECKI	1:35.206	1:35.206	0.000
2	9	WALSH	55.098	188	KRAWIECKI	40.228	2	9	WALSH	1:35.527	1:35.527	0.000
3	169	CUNNINGHAM	55.670	9	WALSH	40.429	3	169	CUNNINGHAM	1:36.563	1:36.634	0.071
4	95	ROBERTSON	55.713	169	CUNNINGHAM	40.893	4	134	GILBERT	1:36.585	1:36.804	0.219
5	13	EDMONDSON	56.205	13	EDMONDSON	40.919	5	95	ROBERTSON	1:36.647	1:36.647	0.000
6	134	GILBERT	56.377	95	ROBERTSON	40.934	6	13	EDMONDSON	1:37.124	1:37.124	0.000
7	3	LAMBDEN	56.388	37	LATHAM	41.101	7	37	LATHAM	1:37.559	1:38.420	0.861
8	111	FOLKES	56.413	17	SHANN	41.267	8	3	LAMBDEN	1:37.751	1:37.751	0.000
9	37	LATHAM	56.458	111	FOLKES	41.353	9	111	FOLKES	1:37.766	1:37.948	0.182
10	321	MORRIS	56.512	3	LAMBDEN	41.363	10	321	MORRIS	1:38.007	1:38.178	0.171
11	2	GILL	56.708	136	WARD	41.426	11	17	SHANN	1:38.180	1:38.358	0.178
12	818	BARKER	56.749	321	MORRIS	41.495	12	2	GILL	1:38.280	1:38.291	0.011
13	17	SHANN	56.913	2	GILL	41.572	13	818	BARKER	1:38.408	1:38.479	0.071
14	63	MACE	57.390	818	BARKER	41.659	14	136	WARD	1:38.928	1:38.928	0.000
15	175	MARLEY	57.444	132	GILBERT	41.675	15	63	MACE	1:39.244	1:39.319	0.075
16	191	GOOD	57.497	63	MACE	41.854	16	132	GILBERT	1:39.297	1:39.705	0.408
17	136	WARD	57.502	175	MARLEY	41.935	17	175	MARLEY	1:39.379	1:39.379	0.000
18	132	GILBERT	57.622	191	GOOD	41.990	18	191	GOOD	1:39.487	1:39.487	0.000
19	43	SALES	59.063	331	BURROWS	42.912	19	331	BURROWS	1:42.599	1:42.866	0.267
20	148	SINCLAIR	59.498	150	DRINKWATER	43.096	20	148	SINCLAIR	1:42.651	1:43.066	0.415
21	52	FORBES-COWDRY	59.539	148	SINCLAIR	43.153	21	43	SALES	1:42.709	1:42.709	0.000
22	331	BURROWS	59.687	52	FORBES-COWDRY	43.277	22	52	FORBES-COWDRY	1:42.816	1:42.954	0.138
23	150	DRINKWATER	59.880	8	SAUNDERS	43.382	23	150	DRINKWATER	1:42.976	1:43.149	0.173
24	8	SAUNDERS	1:00.346	43	SALES	43.646	24	8	SAUNDERS	1:43.728	1:43.728	0.000
25	117	STONARD	1:00.713	100	HOWTON	43.688	25	117	STONARD	1:45.084	1:45.084	0.000
26	120	IBBOTSON	1:00.970	120	IBBOTSON	44.283	26	120	IBBOTSON	1:45.253	1:45.253	0.000
27				117	STONARD	44.371	27	100	HOWTON		1:50.627	
28							28	7	BENSTED		1:38.736	

Weather / Track : Cloudy / Dry

Results can be found at www.tsl-timing.com

Cadwell Park
Circuit Length = 2.1800 miles
Start: 15:45 Flag 15:56 End: 15:57

Printed - 16:00 Sunday, 27 June 2021

BMCRC - MRO Championships 2021 - Rnd 3 @ Cadwell Park

Team Respro MRO 600

RACE 14 - STATISTICS

Competitors Started 28
Planned Start 2021-06-27 @ 15:15:00.000
Actual Start 2021-06-27 @ 15:45:14.416
Finish Time 2021-06-27 @ 15:56:35.737
Track Length 2.1800mi.
Total Laps 188
Total Distance Covered 409.8435mi.

Session Fastest Lap History

NO	CL	NAME	LAP TIME	TIME OF DAY	LAP	VEHICLE
188		Dawid KRAWIECKI	1:42.368	15:46:56.810	1	Yamaha R6
188		Dawid KRAWIECKI	1:36.407	15:48:33.217	2	Yamaha R6
9		Glenn WALSH	1:36.100	15:50:10.408	3	Yamaha R6
188		Dawid KRAWIECKI	1:35.206	15:56:35.762	7	Yamaha R6

Session Leader History

NO	CL	NAME	FROM LAP	LAPS LED	DISTANCE	VEHICLE
188		Dawid KRAWIECKI	1	7	15.26 miles	Yamaha R6

Flag History

TYPE	TIME OF DAY
GREEN	15:45:14.416
FINISH	15:56:35.737

Flag Statistics

TYPE	COUNT	TOTAL LAPS	TOTAL TIME
Green	1	7	12:43.585
Red	0	0	0.000
Safety Car	0	0	0.000
FCY	0	0	0.000

BMCRC - MRO Championships 2021 - Rnd 3 @ Cadwell Park

Team Respro MRO 600

RACE 14 - STATISTICS

CLASS :

17 Starters

Fastest Lap History

NO	NAME	LAP TIME	TIME OF DAY	LAP	VEHICLE
188	Dawid KRAWIECKI	1:42.368	15:46:56.810	1	Yamaha R6
188	Dawid KRAWIECKI	1:36.407	15:48:33.217	2	Yamaha R6
9	Glenn WALSH	1:36.100	15:50:10.408	3	Yamaha R6
188	Dawid KRAWIECKI	1:35.206	15:56:35.762	7	Yamaha R6

Leader History

NO	NAME	FROM LAP	LAPS LED	DISTANCE	VEHICLE
188	Dawid KRAWIECKI	1	7	15.26 miles	Yamaha R6

BMCRC - MRO Championships 2021 - Rnd 3 @ Cadwell Park

Team Respro MRO 600

RACE 14 - STATISTICS

CLASS : C

11 Starters

Fastest Lap History

NO	NAME	LAP TIME	TIME OF DAY	LAP	VEHICLE
169	Gareth CUNNINGHAM	1:43.233	15:46:57.672	1	Yamaha R6
169	Gareth CUNNINGHAM	1:37.551	15:48:35.223	2	Yamaha R6
169	Gareth CUNNINGHAM	1:37.181	15:50:12.405	3	Yamaha R6
169	Gareth CUNNINGHAM	1:37.044	15:53:27.070	5	Yamaha R6
169	Gareth CUNNINGHAM	1:36.634	15:55:03.704	6	Yamaha R6

Leader History

NO	NAME	FROM LAP	LAPS LED	DISTANCE	VEHICLE
169	Gareth CUNNINGHAM	1	7	15.26 miles	Yamaha R6

BMCRC-MRO Championships 2021



MRO MINITWINS supported by **PROPERLY PROTECTED**

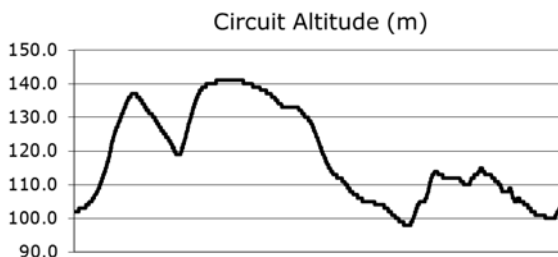
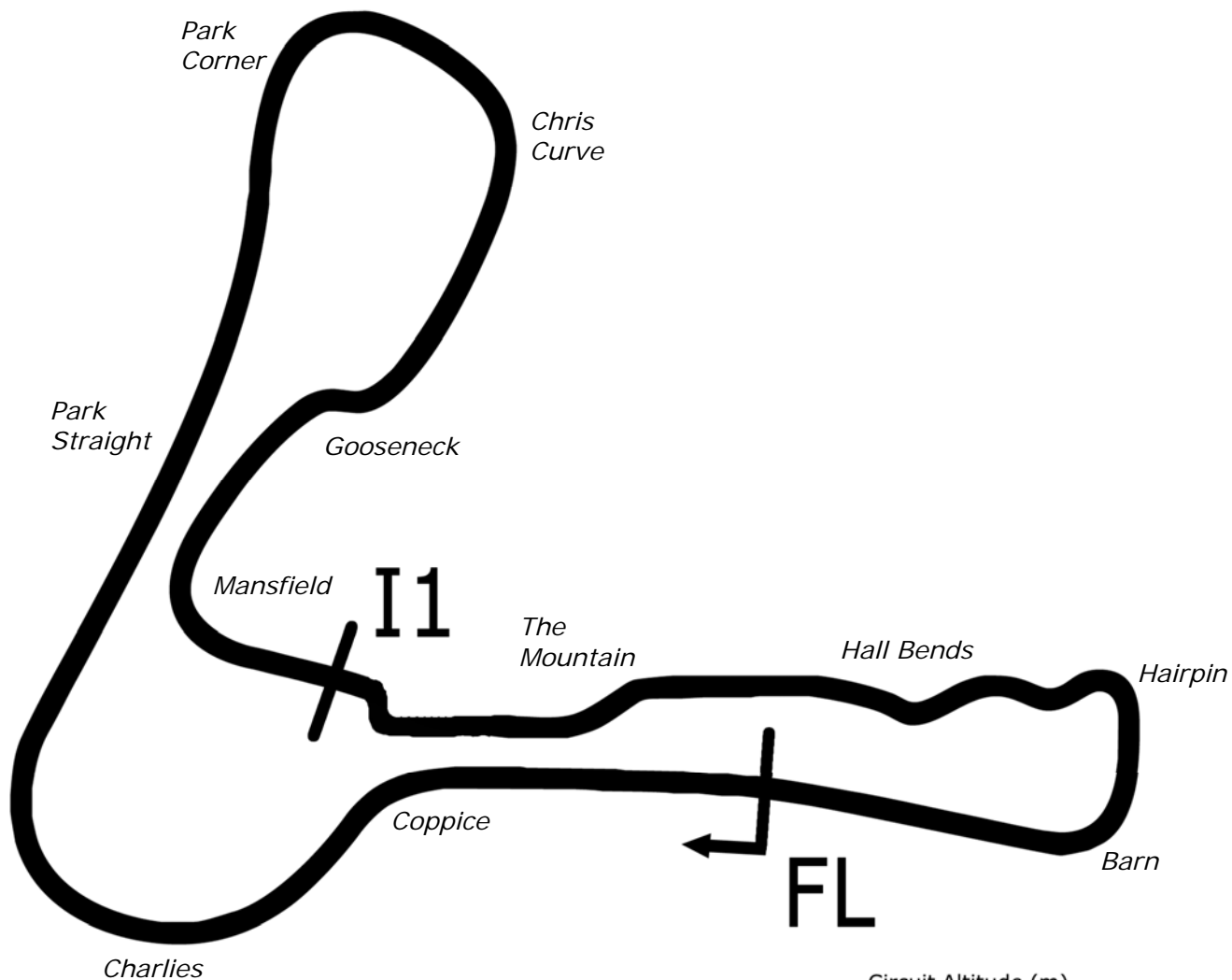
Cadwell Park

26th / 27th June 2021



Results Provided by Timing Solutions Ltd
www.tsl-timing.com

Cadwell Park



Length	2.1800 miles	3508.4 m	
FL		53.31024 N	0.05940 W
I1	2330m	53.30708 N	0.06270 W
Pit Entry	3472m	53.31103 N	0.05889 W
Pit Exit	0m after FL	53.31030 N	0.05940 W
Pit Entry-Pit Exit 92m, 6.6s @50kph, 5.5s @60kph			

All results available at www.tsl-timing.com

BMCRC - MRO Championships 2021 - Rnd 3 @ Cadwell Park



MRO Minitwins

QUALIFYING - CLASSIFICATION

POS	NO	NAME	ENTRY	TIME	ON	LAPS	GAP	DIFF	MPH
1	232	Matt WETHERELL	Suzuki SV650 - MSG Racing/Lamonde.com/FWR Tyre	1:39.484	6	7			78.88
2	96	Dan HARRIS	Suzuki SV650 - HP Racing	1:39.619	8	8	0.135	0.135	78.78
3	95	John REYNOLDS	Suzuki SV650 - Fins Motorcycles	1:40.095	3	6	0.611	0.476	78.40
4	661	Cameron HARRIS	Suzuki SV650 - HARRIS PERFORMANCE	1:40.792	6	7	1.308	0.697	77.86
5	78	Keith POVAH	Suzuki SV650 - Instagram @crap.sack give us a follow	1:42.059	3	3	2.575	1.267	76.89
6	710	Craig HENSTOCK	Suzuki SV650 - Alheavy Ltd / Kronos Threat Managem	1:42.065	7	7	2.581	0.006	76.89
7	191	Daniel GOOD	Suzuki SV650 - Quality Fast Facades and Joblings of \	1:42.352	7	7	2.868	0.287	76.67
8	19	Kevin LILLEY	Suzuki SV650 - Trafalgar Cleaning Eqpt. / Steve Jorda	1:42.777	7	7	3.293	0.425	76.36
9	58	James SHEEHAN	Suzuki SV650 - Sheehan Racing	1:43.413	7	7	3.929	0.636	75.89
10	16	Martin COOPER	Suzuki SV650 -	1:43.985	7	7	4.501	0.572	75.47
11	5	Barry MANTELL	Suzuki SV650 S - Swedish car connection	1:44.179	5	5	4.695	0.194	75.33
12	81	Malvern MAY	Suzuki SV650 -	1:44.915	7	7	5.431	0.736	74.80
13	56	Jamie INGHAM	Suzuki SV650 - Oadby motorcycle services	1:45.083	6	6	5.599	0.168	74.68
14	66	Mitch DUCRAN	Suzuki SV650 -	1:45.425	7	7	5.941	0.342	74.44
15	258	Ande FRIEND	Suzuki SV650 - Flying colours Motorcycle Training	1:46.624	2	7	7.140	1.199	73.60
16	84	Ricardo BRANCO	Suzuki SV650 - IMP Racing	1:47.017	4	6	7.533	0.393	73.33
17	23	Claire BECKETT	Suzuki SV650 - P Sheils & Sons	1:48.142	7	7	8.658	1.125	72.57
18	40	Simon WILKINSON	Suzuki SV650 - S P Wilkinson Engineering Ltd	1:48.480	5	7	8.996	0.338	72.34
19	474	Tom VAUGHAN	Suzuki SV650 - Matt "Fister" Wetherell	1:48.683	5	6	9.199	0.203	72.21
20	144	Nick CRONIN	Suzuki SV650 -	1:49.103	5	7	9.619	0.420	71.93
21	44*	Tony PARKER	Suzuki SV650 - Emerald Elevators/PriceLess Copiers	1:49.104	7	7	9.620	0.001	71.93
22	561	David LESLIE	Suzuki SV650 -	1:49.263	6	7	9.779	0.159	71.82
23	140	Luke LAWSON	Suzuki SV650 - Lpl plastering and maintenance	1:49.351	7	7	9.867	0.088	71.76
24	159	Benn RIDGWELL	Suzuki SV650 - Ridgely Racing	1:49.508	4	7	10.024	0.157	71.66
25	34	Andrew JOHNSON	Suzuki SV650 - Rose & Charlie Racing	1:50.393	7	7	10.909	0.885	71.09
26	6	Daniel GOUGH	Suzuki SV650 - G Force Motorcycles	1:50.734	5	6	11.250	0.341	70.87
27	51	Andrew DURANT	Suzuki SV650 -	1:50.911	6	6	11.427	0.177	70.76
28	919	Andrew BELLIS	Suzuki SV650 - Cunco Ltd	1:52.378	7	7	12.894	1.467	69.83
29	99	Lee ELLIS	Suzuki SV650 -	1:52.841	6	7	13.357	0.463	69.54
30	138	Craig JARMIN	Suzuki SV650 - BK Racing	1:53.613	6	6	14.129	0.772	69.07
31	47	Tristan BOHANAN	Suzuki SV650 - Myself	1:54.753	2	6	15.269	1.140	68.39
32	50	Adam RIDGWELL	Suzuki SV650 - Ridgely Racing	1:59.256	6	6	19.772	4.503	65.80
33	169	Robert MILES	Suzuki SV650 - the bike shop long eaton	2:03.659	5	6	24.175	4.403	63.46
34	70	Vanessa GILLAM	Suzuki SV650 - No More Straps Ltd	2:06.927	6	6	27.443	3.268	61.83
NS	744	Gary ANDERSON	Suzuki SV650 - A&M MOT Services, Guildford						

Bike 44 - Transponder signal too weak. Please check

Weather / Track : Cloudy / Dry

These results are provisional until the conclusion of any judicial and technical matters.

Cadwell Park

Circuit Length = 2.1800 miles

Start: 11:21 Flag 11:33 End: 11:36

Clerk Of Course :	Stewards :	Timekeeper : Sarah Evans
-------------------	------------	--------------------------

Results can be found at www.tsl-timing.com

Printed - 11:46 Saturday, 26 June 2021



BMCRC - MRO Championships 2021 - Rnd 3 @ Cadwell Park

MRO Minitwins

QUALIFYING - SECTOR ANALYSIS



SECTOR 1 = FL to I1, SECTOR 2 = I1 to FL, DIFF = Difference To Personal Best Lap, P = Crossed Finish Line in Pit Lane, D = Time Disallowed

P1 232		Matt WETHERELL		Suzuki SV650 - MSG Racing/Lamonde.com/FWR Tyres			
IDEAL LAP TIME : 1:39.484		BEST LAP TIME : 1:39.484		DIFFERENCE : 0.000			
LAP	SECTOR 1	SECTOR 2	LAP TIME	MPH	DIFF	TIME OF DAY	
1 -	1:01.495	43.653	1:45.148	74.63	5.664	11:23:33.801	
2 -	1:00.356	42.955	1:43.311	75.96	3.827	11:25:17.112	
3 -	59.474	42.685	1:42.159	76.82	2.675	11:26:59.271	
4 -	59.718	42.019	1:41.737	77.14	2.253	11:28:41.008	
5 -	58.791	41.509	1:40.300 (2)	78.24	0.816	11:30:21.308	
6 -	58.184	41.300	1:39.484 (1)	78.88		11:32:00.792	
7 -	58.501	42.188	1:40.689 (3)	77.94	1.205	11:33:41.481	

P2 96		Dan HARRIS		Suzuki SV650 - HP Racing			
IDEAL LAP TIME : 1:39.619		BEST LAP TIME : 1:39.619		DIFFERENCE : 0.000			
LAP	SECTOR 1	SECTOR 2	LAP TIME	MPH	DIFF	TIME OF DAY	
1 -	1:01.592	44.386	1:45.978	74.05	6.359	11:23:35.127	
2 -	59.629	43.057	1:42.686	76.42	3.067	11:25:17.813	
3 -	59.486	44.108	1:43.594	75.75	3.975	11:27:01.407	
4 -	59.256	42.118	1:41.374 (3)	77.41	1.755	11:28:42.781	
5 -	58.236	43.090	1:41.326 (2)	77.45	1.707	11:30:24.107	
6 -	59.002	43.823	1:42.825	76.32	3.206	11:32:06.932	
7 -	58.444	43.439	1:41.883	77.03	2.264	11:33:48.815	
8 -	58.136	41.483	1:39.619 (1)	78.78		11:35:28.434	

P3 95		John REYNOLDS		Suzuki SV650 - Fins Motorcycles			
IDEAL LAP TIME : 1:40.095		BEST LAP TIME : 1:40.095		DIFFERENCE : 0.000			
LAP	SECTOR 1	SECTOR 2	LAP TIME	MPH	DIFF	TIME OF DAY	
1 -	1:00.305	42.616	1:42.921	76.25	2.826	11:23:27.291	
2 -	58.824	42.350	1:41.174 (2)	77.57	1.079	11:25:08.465	
3 -	58.080	42.015	1:40.095 (1)	78.40		11:26:48.560	
4 -	1:00.546	42.731	1:43.277	75.99	3.182	11:28:31.837	
5 -	59.569	42.177	1:41.746	77.13	1.651	11:30:13.583	
6 -	58.922	42.616	1:41.538 (3)	77.29	1.443	11:31:55.121	

P4 661		Cameron HARRIS		Suzuki SV650 - HARRIS PERFORMANCE			
IDEAL LAP TIME : 1:40.792		BEST LAP TIME : 1:40.792		DIFFERENCE : 0.000			
LAP	SECTOR 1	SECTOR 2	LAP TIME	MPH	DIFF	TIME OF DAY	
1 -	1:02.015	43.660	1:45.675	74.26	4.883	11:23:33.377	
2 -	1:00.226	43.063	1:43.289	75.98	2.497	11:25:16.666	
3 -	59.504	42.572	1:42.076 (2)	76.88	1.284	11:26:58.742	
4 -	1:00.050	42.235	1:42.285 (3)	76.72	1.493	11:28:41.027	
5 -	59.485	43.353	1:42.838	76.31	2.046	11:30:23.865	
6 -	58.779	42.013	1:40.792 (1)	77.86		11:32:04.657	
7 -	1:03.551	44.899	1:48.450	72.36	7.658	11:33:53.107	

P5 78		Keith POVAH		Suzuki SV650 - Instagram @crap.sack give us a follow!			
IDEAL LAP TIME : 1:42.059		BEST LAP TIME : 1:42.059		DIFFERENCE : 0.000			
LAP	SECTOR 1	SECTOR 2	LAP TIME	MPH	DIFF	TIME OF DAY	
1 -	1:01.603	43.515	1:45.118 (3)	74.65	3.059	11:23:33.628	
2 -	1:00.319	43.025	1:43.344 (2)	75.94	1.285	11:25:16.972	
3 -	59.417	42.642	1:42.059 (1)	76.89		11:26:59.031	

BMCRC - MRO Championships 2021 - Rnd 3 @ Cadwell Park

MRO Minitwins

QUALIFYING - SECTOR ANALYSIS



SECTOR 1 = FL to I1, SECTOR 2 = I1 to FL, DIFF = Difference To Personal Best Lap, P = Crossed Finish Line in Pit Lane, D = Time Disallowed

P6 710		Craig HENSTOCK		Suzuki SV650 - Alheavy Ltd / Kronos Threat Management		
IDEAL LAP TIME : 1:42.065		BEST LAP TIME : 1:42.065		DIFFERENCE : 0.000		
LAP	SECTOR 1	SECTOR 2	LAP TIME	MPH	DIFF	TIME OF DAY
1 -	1:01.580	45.815	1:47.395	73.07	5.330	11:23:50.640
2 -	1:00.148	42.937	1:43.085	76.13	1.020	11:25:33.725
3 -	59.660	42.956	1:42.616 (2)	76.47	0.551	11:27:16.341
4 -	1:00.089	42.946	1:43.035 (3)	76.16	0.970	11:28:59.376
5 -	1:00.422	43.015	1:43.437	75.87	1.372	11:30:42.813
6 -	1:00.142	43.671	1:43.813	75.59	1.748	11:32:26.626
7 -	59.557	42.508	1:42.065 (1)	76.89		11:34:08.691

P7 191		Daniel GOOD		Suzuki SV650 - Quality Fast Facades and Joblings of Whitley Bc		
IDEAL LAP TIME : 1:42.352		BEST LAP TIME : 1:42.352		DIFFERENCE : 0.000		
LAP	SECTOR 1	SECTOR 2	LAP TIME	MPH	DIFF	TIME OF DAY
1 -	1:03.198	44.931	1:48.129	72.58	5.777	11:23:34.943
2 -	1:00.999	43.522	1:44.521	75.08	2.169	11:25:19.464
3 -	1:00.406	43.039	1:43.445	75.86	1.093	11:27:02.909
4 -	1:00.439	43.999	1:44.438	75.14	2.086	11:28:47.347
5 -	1:00.099	43.061	1:43.160 (3)	76.07	0.808	11:30:30.507
6 -	59.638	42.881	1:42.519 (2)	76.55	0.167	11:32:13.026
7 -	59.590	42.762	1:42.352 (1)	76.67		11:33:55.378

P8 19		Kevin LILLEY		Suzuki SV650 - Trafalgar Cleaning Eqpt. / Steve Jordan Motorcy		
IDEAL LAP TIME : 1:42.777		BEST LAP TIME : 1:42.777		DIFFERENCE : 0.000		
LAP	SECTOR 1	SECTOR 2	LAP TIME	MPH	DIFF	TIME OF DAY
1 -	1:02.052	47.216	1:49.268	71.82	6.491	11:23:52.382
2 -	1:00.028	44.070	1:44.098	75.39	1.321	11:25:36.480
3 -	59.987	44.225	1:44.212	75.30	1.435	11:27:20.692
4 -	59.903	43.378	1:43.281 (2)	75.98	0.504	11:29:03.973
5 -	1:00.773	43.619	1:44.392	75.17	1.615	11:30:48.365
6 -	1:00.028	43.464	1:43.492 (3)	75.83	0.715	11:32:31.857
7 -	59.597	43.180	1:42.777 (1)	76.36		11:34:14.634

P9 58		James SHEEHAN		Suzuki SV650 - Sheehan Racing		
IDEAL LAP TIME : 1:43.413		BEST LAP TIME : 1:43.413		DIFFERENCE : 0.000		
LAP	SECTOR 1	SECTOR 2	LAP TIME	MPH	DIFF	TIME OF DAY
1 -	1:03.531	45.243	1:48.774	72.15	5.361	11:23:41.379
2 -	1:01.949	44.000	1:45.949	74.07	2.536	11:25:27.328
3 -	1:01.227	43.709	1:44.936 (3)	74.78	1.523	11:27:12.264
4 -	1:01.150	44.853	1:46.003	74.03	2.590	11:28:58.267
5 -	1:00.731	43.614	1:44.345 (2)	75.21	0.932	11:30:42.612
6 -	1:01.373	47.833	1:49.206	71.86	5.793	11:32:31.818
7 -	1:00.067	43.346	1:43.413 (1)	75.89		11:34:15.231

P10 16		Martin COOPER		Suzuki SV650 -		
IDEAL LAP TIME : 1:43.609		BEST LAP TIME : 1:43.985		DIFFERENCE : 0.376		
LAP	SECTOR 1	SECTOR 2	LAP TIME	MPH	DIFF	TIME OF DAY
1 -	1:04.111	45.273	1:49.384	71.74	5.399	11:23:42.223
2 -	1:01.813	44.031	1:45.844	74.14	1.859	11:25:28.067
3 -	1:00.978	43.789	1:44.767 (3)	74.90	0.782	11:27:12.834
4 -	1:00.250	43.937	1:44.187 (2)	75.32	0.202	11:28:57.021
5 -	1:00.760	44.145	1:44.905	74.81	0.920	11:30:41.926
6 -	1:01.738	44.989	1:46.727	73.53	2.742	11:32:28.653
7 -	1:00.626	43.359	1:43.985 (1)	75.47		11:34:12.638

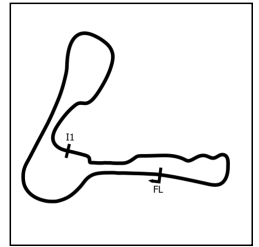
Weather / Track : Cloudy / Dry

Cadwell Park
Circuit Length = 2.1800 miles
Start: 11:21 Flag 11:33 End: 11:36

BMCRC - MRO Championships 2021 - Rnd 3 @ Cadwell Park

MRO Minitwins

QUALIFYING - SECTOR ANALYSIS



SECTOR 1 = FL to I1, SECTOR 2 = I1 to FL, DIFF = Difference To Personal Best Lap, P = Crossed Finish Line in Pit Lane, D = Time Disallowed

P11 5		Barry MANTELL		Suzuki SV650 S - Swedish car connection		
IDEAL LAP TIME : 1:44.179		BEST LAP TIME : 1:44.179		DIFFERENCE : 0.000		
LAP	SECTOR 1	SECTOR 2	LAP TIME	MPH	DIFF	TIME OF DAY
1 -	1:03.774	45.831	1:49.605	71.60	5.426	11:24:07.252
2 -	1:01.374	46.473	1:47.847	72.77	3.668	11:25:55.099
3 -	1:01.517	45.343	1:46.860 (3)	73.44	2.681	11:27:41.959
4 -	1:00.668	44.287	1:44.955 (2)	74.77	0.776	11:29:26.914
5 -	1:00.472	43.707	1:44.179 (1)	75.33		11:31:11.093

P12 81		Malvern MAY		Suzuki SV650 -		
IDEAL LAP TIME : 1:44.915		BEST LAP TIME : 1:44.915		DIFFERENCE : 0.000		
LAP	SECTOR 1	SECTOR 2	LAP TIME	MPH	DIFF	TIME OF DAY
1 -	1:02.657	45.079	1:47.736	72.84	2.821	11:23:41.549
2 -	1:02.901	44.560	1:47.461	73.03	2.546	11:25:29.010
3 -	1:01.542	44.590	1:46.132	73.94	1.217	11:27:15.142
4 -	1:03.059	44.002	1:47.061	73.30	2.146	11:29:02.203
5 -	1:02.320	43.567	1:45.887 (3)	74.11	0.972	11:30:48.090
6 -	1:01.525	43.478	1:45.003 (2)	74.74	0.088	11:32:33.093
7 -	1:01.463	43.452	1:44.915 (1)	74.80		11:34:18.008

P13 56		Jamie INGHAM		Suzuki SV650 - Oadby motorcycle services		
IDEAL LAP TIME : 1:45.083		BEST LAP TIME : 1:45.083		DIFFERENCE : 0.000		
LAP	SECTOR 1	SECTOR 2	LAP TIME	MPH	DIFF	TIME OF DAY
1 -	1:10.495	IN PIT	3:14.290 P	40.39	1:29.207	11:25:37.942
2 -	OUTLAP	48.036	2:00.888	64.92	15.805	11:27:38.830
3 -	1:02.462	45.762	1:48.224 (3)	72.51	3.141	11:29:27.054
4 -	1:00.978	44.351	1:45.329 (2)	74.51	0.246	11:31:12.383
5 -	1:02.211	48.368	1:50.579	70.97	5.496	11:33:02.962
6 -	1:00.903	44.180	1:45.083 (1)	74.68		11:34:48.045

P14 66		Mitch DUCRAN		Suzuki SV650 -		
IDEAL LAP TIME : 1:45.264		BEST LAP TIME : 1:45.425		DIFFERENCE : 0.161		
LAP	SECTOR 1	SECTOR 2	LAP TIME	MPH	DIFF	TIME OF DAY
1 -	1:02.716	45.536	1:48.252	72.49	2.827	11:23:53.167
2 -	1:01.365	44.146	1:45.511 (2)	74.38	0.086	11:25:38.678
3 -	1:01.427	44.790	1:46.217	73.88	0.792	11:27:24.895
4 -	1:02.039	44.569	1:46.608	73.61	1.183	11:29:11.503
5 -	1:02.256	47.125	1:49.381	71.74	3.956	11:31:00.884
6 -	1:01.934	44.098	1:46.032 (3)	74.01	0.607	11:32:46.916
7 -	1:01.166	44.259	1:45.425 (1)	74.44		11:34:32.341

P15 258		Ande FRIEND		Suzuki SV650 - Flying colours Motorcycle Training		
IDEAL LAP TIME : 1:45.544		BEST LAP TIME : 1:46.624		DIFFERENCE : 1.080		
LAP	SECTOR 1	SECTOR 2	LAP TIME	MPH	DIFF	TIME OF DAY
1 -	1:02.812	46.961	1:49.773	71.49	3.149	11:24:08.520
2 -	1:01.469	45.155	1:46.624 (1)	73.60		11:25:55.144
3 -	1:04.263	45.654	1:49.917	71.39	3.293	11:27:45.061
4 -	1:02.492	44.602	1:47.094 (3)	73.28	0.470	11:29:32.155
5 -	1:02.495	45.630	1:48.125	72.58	1.501	11:31:20.280
6 -	1:02.146	48.582	1:50.728	70.87	4.104	11:33:11.008
7 -	1:03.001	44.075	1:47.076 (2)	73.29	0.452	11:34:58.084

BMCRC - MRO Championships 2021 - Rnd 3 @ Cadwell Park

MRO Minitwins

QUALIFYING - SECTOR ANALYSIS



SECTOR 1 = FL to I1, SECTOR 2 = I1 to FL, DIFF = Difference To Personal Best Lap, P = Crossed Finish Line in Pit Lane, D = Time Disallowed

P16 84		Ricardo BRANCO		Suzuki SV650 - IMP Racing			
IDEAL LAP TIME : 1:47.017		BEST LAP TIME : 1:47.017		DIFFERENCE : 0.000			
LAP	SECTOR 1	SECTOR 2	LAP TIME	MPH	DIFF	TIME OF DAY	
1 -	1:03.481	45.454	1:48.935	72.04	1.918	11:23:38.913	
2 -	1:03.426	44.999	1:48.425	72.38	1.408	11:25:27.338	
3 -	1:02.833	44.983	1:47.816 (3)	72.79	0.799	11:27:15.154	
4 -	1:02.727	44.290	1:47.017 (1)	73.33		11:29:02.171	
5 -	1:03.018	44.366	1:47.384 (2)	73.08	0.367	11:30:49.555	
6 -	1:02.946	46.059	1:49.005	71.99	1.988	11:32:38.560	

P17 23		Claire BECKETT		Suzuki SV650 - P Sheils & Sons			
IDEAL LAP TIME : 1:47.651		BEST LAP TIME : 1:48.142		DIFFERENCE : 0.491			
LAP	SECTOR 1	SECTOR 2	LAP TIME	MPH	DIFF	TIME OF DAY	
1 -	1:04.345	46.740	1:51.085	70.64	2.943	11:23:39.892	
2 -	1:05.330	45.874	1:51.204	70.57	3.062	11:25:31.096	
3 -	1:03.632	45.924	1:49.556	71.63	1.414	11:27:20.652	
4 -	1:03.057	46.192	1:49.249 (3)	71.83	1.107	11:29:09.901	
5 -	1:03.517	46.936	1:50.453	71.05	2.311	11:31:00.354	
6 -	1:03.654	45.247	1:48.901 (2)	72.06	0.759	11:32:49.255	
7 -	1:02.404	45.738	1:48.142 (1)	72.57		11:34:37.397	

P18 40		Simon WILKINSON		Suzuki SV650 - S P Wilkinson Engineering Ltd			
IDEAL LAP TIME : 1:47.920		BEST LAP TIME : 1:48.480		DIFFERENCE : 0.560			
LAP	SECTOR 1	SECTOR 2	LAP TIME	MPH	DIFF	TIME OF DAY	
1 -	1:05.327	46.657	1:51.984	70.08	3.504	11:23:59.104	
2 -	1:03.581	47.688	1:51.269	70.53	2.789	11:25:50.373	
3 -	1:03.565	47.395	1:50.960	70.72	2.480	11:27:41.333	
4 -	1:03.526	45.873	1:49.399 (3)	71.73	0.919	11:29:30.732	
5 -	1:03.256	45.224	1:48.480 (1)	72.34		11:31:19.212	
6 -	1:02.696	46.033	1:48.729 (2)	72.18	0.249	11:33:07.941	
7 -	1:04.172	45.632	1:49.804	71.47	1.324	11:34:57.745	

P19 474		Tom VAUGHAN		Suzuki SV650 - Matt "Fister" Wetherell			
IDEAL LAP TIME : 1:47.598		BEST LAP TIME : 1:48.683		DIFFERENCE : 1.085			
LAP	SECTOR 1	SECTOR 2	LAP TIME	MPH	DIFF	TIME OF DAY	
1 -	1:05.727	46.263	1:51.990	70.07	3.307	11:23:56.749	
2 -	1:04.485	45.261	1:49.746 (3)	71.51	1.063	11:25:46.495	
3 -	1:04.923	50.409	1:55.332	68.04	6.649	11:27:41.827	
4 -	1:03.443	45.965	1:49.408 (2)	71.73	0.725	11:29:31.235	
5 -	1:03.239	45.444	1:48.683 (1)	72.21		11:31:19.918	
6 -	1:02.337	50.334	1:52.671	69.65	3.988	11:33:12.589	

P20 144		Nick CRONIN		Suzuki SV650 -			
IDEAL LAP TIME : 1:49.103		BEST LAP TIME : 1:49.103		DIFFERENCE : 0.000			
LAP	SECTOR 1	SECTOR 2	LAP TIME	MPH	DIFF	TIME OF DAY	
1 -	1:08.633	50.060	1:58.693	66.12	9.590	11:23:53.444	
2 -	1:06.329	46.105	1:52.434 (3)	69.80	3.331	11:25:45.878	
3 -	1:05.152	47.982	1:53.134	69.36	4.031	11:27:39.012	
4 -	1:06.905	45.950	1:52.855	69.54	3.752	11:29:31.867	
5 -	1:03.548	45.555	1:49.103 (1)	71.93		11:31:20.970	
6 -	1:05.104	47.177	1:52.281 (2)	69.89	3.178	11:33:13.251	
7 -	1:07.043	48.063	1:55.106	68.18	6.003	11:35:08.357	

Weather / Track : Cloudy / Dry

Cadwell Park
Circuit Length = 2.1800 miles
Start: 11:21 Flag 11:33 End: 11:36

BMCRC - MRO Championships 2021 - Rnd 3 @ Cadwell Park

MRO Minitwins

QUALIFYING - SECTOR ANALYSIS



SECTOR 1 = FL to I1, SECTOR 2 = I1 to FL, DIFF = Difference To Personal Best Lap, P = Crossed Finish Line in Pit Lane, D = Time Disallowed

P21 44		Tony PARKER		Suzuki SV650 - Emerald Elevators/PriceLess Copiers			
IDEAL LAP TIME : 1:48.659		BEST LAP TIME : 1:49.104		DIFFERENCE : 0.445			
LAP	SECTOR 1	SECTOR 2	LAP TIME	MPH	DIFF	TIME OF DAY	
1 -	1:09.959	47.607	1:57.566	66.75	8.462	11:24:16.697	
2 -	1:04.191	46.837	1:51.028	70.68	1.924	11:26:07.725	
3 -	1:03.035	47.133	1:50.168 (3)	71.23	1.064	11:27:57.893	
4 -	1:02.853	46.278	1:49.131 (2)	71.91	0.027	11:29:47.024	
5 -	1:04.672	45.806	1:50.478	71.03	1.374	11:31:37.502	
6 -	1:05.049	46.411	1:51.460	70.41	2.356	11:33:28.962	
7 -			1:49.104 (1)	71.93		11:35:18.066	

P22 561		David LESLIE		Suzuki SV650 -			
IDEAL LAP TIME : 1:49.263		BEST LAP TIME : 1:49.263		DIFFERENCE : 0.000			
LAP	SECTOR 1	SECTOR 2	LAP TIME	MPH	DIFF	TIME OF DAY	
1 -	1:08.893	48.100	1:56.993	67.08	7.730	11:24:16.151	
2 -	1:05.937	46.736	1:52.673	69.65	3.410	11:26:08.824	
3 -	1:04.388	46.767	1:51.155	70.60	1.892	11:27:59.979	
4 -	1:05.411	46.754	1:52.165	69.96	2.902	11:29:52.144	
5 -	1:03.905	46.749	1:50.654 (3)	70.92	1.391	11:31:42.798	
6 -	1:03.328	45.935	1:49.263 (1)	71.82		11:33:32.061	
7 -	1:03.731	46.081	1:49.812 (2)	71.46	0.549	11:35:21.873	

P23 140		Luke LAWSON		Suzuki SV650 - Lpl plastering and maintenance			
IDEAL LAP TIME : 1:49.351		BEST LAP TIME : 1:49.351		DIFFERENCE : 0.000			
LAP	SECTOR 1	SECTOR 2	LAP TIME	MPH	DIFF	TIME OF DAY	
1 -	1:11.616	49.777	2:01.393	64.65	12.042	11:24:22.587	
2 -	1:06.149	48.320	1:54.469	68.56	5.118	11:26:17.056	
3 -	1:05.403	48.076	1:53.479	69.15	4.128	11:28:10.535	
4 -	1:04.854	46.586	1:51.440 (3)	70.42	2.089	11:30:01.975	
5 -	1:05.666	46.361	1:52.027	70.05	2.676	11:31:54.002	
6 -	1:04.090	47.286	1:51.376 (2)	70.46	2.025	11:33:45.378	
7 -	1:03.721	45.630	1:49.351 (1)	71.76		11:35:34.729	

P24 159		Benn RIDGWELL		Suzuki SV650 - Ridgely Racing			
IDEAL LAP TIME : 1:49.508		BEST LAP TIME : 1:49.508		DIFFERENCE : 0.000			
LAP	SECTOR 1	SECTOR 2	LAP TIME	MPH	DIFF	TIME OF DAY	
1 -	1:07.186	47.995	1:55.181	68.13	5.673	11:24:01.772	
2 -	1:05.355	47.284	1:52.639	69.67	3.131	11:25:54.411	
3 -	1:04.338	47.586	1:51.924	70.11	2.416	11:27:46.335	
4 -	1:03.592	45.916	1:49.508 (1)	71.66		11:29:35.843	
5 -	1:04.269	46.358	1:50.627 (3)	70.94	1.119	11:31:26.470	
6 -	1:03.873	46.596	1:50.469 (2)	71.04	0.961	11:33:16.939	
7 -	1:04.827	46.313	1:51.140	70.61	1.632	11:35:08.079	

P25 34		Andrew JOHNSON		Suzuki SV650 - Rose & Charlie Racing			
IDEAL LAP TIME : 1:50.087		BEST LAP TIME : 1:50.393		DIFFERENCE : 0.306			
LAP	SECTOR 1	SECTOR 2	LAP TIME	MPH	DIFF	TIME OF DAY	
1 -	1:09.820	49.035	1:58.855	66.03	8.462	11:24:09.753	
2 -	1:04.736	47.215	1:51.951	70.10	1.558	11:26:01.704	
3 -	1:04.161	46.918	1:51.079 (3)	70.65	0.686	11:27:52.783	
4 -	1:05.229	48.807	1:54.036	68.82	3.643	11:29:46.819	
5 -	1:05.255	47.172	1:52.427	69.80	2.034	11:31:39.246	
6 -	1:03.966	46.435	1:50.401 (2)	71.08	0.008	11:33:29.647	
7 -	1:03.652	46.741	1:50.393 (1)	71.09		11:35:20.040	

Weather / Track : Cloudy / Dry

Cadwell Park
Circuit Length = 2.1800 miles
Start: 11:21 Flag 11:33 End: 11:36

BMCRC - MRO Championships 2021 - Rnd 3 @ Cadwell Park

MRO Minitwins

QUALIFYING - SECTOR ANALYSIS



SECTOR 1 = FL to I1, SECTOR 2 = I1 to FL, DIFF = Difference To Personal Best Lap, P = Crossed Finish Line in Pit Lane, D = Time Disallowed

P26 6		Daniel GOUGH		Suzuki SV650 - G Force Motorcycles		
IDEAL LAP TIME : 1:50.732		BEST LAP TIME : 1:50.734		DIFFERENCE : 0.002		
LAP	SECTOR 1	SECTOR 2	LAP TIME	MPH	DIFF	TIME OF DAY
1 -	1:12.370	50.575	2:02.945	63.83	12.211	11:24:12.074
2 -	1:06.871	47.832	1:54.703	68.42	3.969	11:26:06.777
3 -	1:04.757	47.785	1:52.542	69.73	1.808	11:27:59.319
4 -	1:05.446	46.647	1:52.093 (3)	70.01	1.359	11:29:51.412
5 -	1:04.134	46.600	1:50.734 (1)	70.87		11:31:42.146
6 -	1:05.035	46.598	1:51.633 (2)	70.30	0.899	11:33:33.779

P27 51		Andrew DURANT		Suzuki SV650 -		
IDEAL LAP TIME : 1:50.386		BEST LAP TIME : 1:50.911		DIFFERENCE : 0.525		
LAP	SECTOR 1	SECTOR 2	LAP TIME	MPH	DIFF	TIME OF DAY
1 -	1:07.334	48.155	1:55.489	67.95	4.578	11:24:02.448
2 -	1:05.289	47.319	1:52.608	69.69	1.697	11:25:55.056
3 -	1:04.308	47.608	1:51.916 (3)	70.12	1.005	11:27:46.972
4 -	1:05.148	47.151	1:52.299	69.88	1.388	11:29:39.271
5 -	1:04.893	46.467	1:51.360 (2)	70.47	0.449	11:31:30.631
6 -	1:03.919	46.992	1:50.911 (1)	70.76		11:33:21.542

P28 919		Andrew BELLIS		Suzuki SV650 - Cunco Ltd		
IDEAL LAP TIME : 1:52.378		BEST LAP TIME : 1:52.378		DIFFERENCE : 0.000		
LAP	SECTOR 1	SECTOR 2	LAP TIME	MPH	DIFF	TIME OF DAY
1 -	1:10.489	49.088	1:59.577	65.63	7.199	11:24:19.277
2 -	1:06.930	48.422	1:55.352	68.03	2.974	11:26:14.629
3 -	1:06.067	48.558	1:54.625	68.46	2.247	11:28:09.254
4 -	1:06.346	48.090	1:54.436	68.58	2.058	11:30:03.690
5 -	1:05.060	48.138	1:53.198 (2)	69.33	0.820	11:31:56.888
6 -	1:05.650	47.631	1:53.281 (3)	69.27	0.903	11:33:50.169
7 -	1:04.882	47.496	1:52.378 (1)	69.83		11:35:42.547

P29 99		Lee ELLIS		Suzuki SV650 -		
IDEAL LAP TIME : 1:52.841		BEST LAP TIME : 1:52.841		DIFFERENCE : 0.000		
LAP	SECTOR 1	SECTOR 2	LAP TIME	MPH	DIFF	TIME OF DAY
1 -	1:08.386	50.119	1:58.505	66.22	5.664	11:23:53.318
2 -	1:08.598	48.586	1:57.184	66.97	4.343	11:25:50.502
3 -	1:07.029	47.555	1:54.584	68.49	1.743	11:27:45.086
4 -	1:06.660	47.074	1:53.734 (2)	69.00	0.893	11:29:38.820
5 -	1:07.049	47.426	1:54.475	68.55	1.634	11:31:33.295
6 -	1:06.267	46.574	1:52.841 (1)	69.54		11:33:26.136
7 -	1:06.458	47.396	1:53.854 (3)	68.93	1.013	11:35:19.990

P30 138		Craig JARMIN		Suzuki SV650 - BK Racing		
IDEAL LAP TIME : 1:53.613		BEST LAP TIME : 1:53.613		DIFFERENCE : 0.000		
LAP	SECTOR 1	SECTOR 2	LAP TIME	MPH	DIFF	TIME OF DAY
1 -	1:12.085	54.492	2:06.577	62.00	12.964	11:24:31.961
2 -	1:09.324	48.703	1:58.027 (2)	66.49	4.414	11:26:29.988
3 -	1:09.857	50.659	2:00.516	65.12	6.903	11:28:30.504
4 -	1:09.568	50.950	2:00.518	65.11	6.905	11:30:31.022
5 -	1:08.887	49.468	1:58.355 (3)	66.30	4.742	11:32:29.377
6 -	1:05.710	47.903	1:53.613 (1)	69.07		11:34:22.990

Weather / Track : Cloudy / Dry

Cadwell Park
Circuit Length = 2.1800 miles
Start: 11:21 Flag 11:33 End: 11:36

BMCRC - MRO Championships 2021 - Rnd 3 @ Cadwell Park

MRO Minitwins

QUALIFYING - SECTOR ANALYSIS



SECTOR 1 = FL to I1, SECTOR 2 = I1 to FL, DIFF = Difference To Personal Best Lap, P = Crossed Finish Line in Pit Lane, D = Time Disallowed

P31 47		Tristan BOHANAN		Suzuki SV650 - Myself			
IDEAL LAP TIME : 1:54.551		BEST LAP TIME : 1:54.753		DIFFERENCE : 0.202			
LAP	SECTOR 1	SECTOR 2	LAP TIME	MPH	DIFF	TIME OF DAY	
1 -	1:10.343	49.304	1:59.647	65.59	4.894	11:24:09.444	
2 -	1:06.541	48.212	1:54.753 (1)	68.39		11:26:04.197	
3 -	1:06.339	48.611	1:54.950 (2)	68.27	0.197	11:27:59.147	
4 -	1:06.729	48.460	1:55.189	68.13	0.436	11:29:54.336	
5 -	1:06.671	48.495	1:55.166 (3)	68.14	0.413	11:31:49.502	
6 -	1:06.928	48.852	1:55.780	67.78	1.027	11:33:45.282	

P32 50		Adam RIDGWELL		Suzuki SV650 - Ridgely Racing			
IDEAL LAP TIME : 1:59.101		BEST LAP TIME : 1:59.256		DIFFERENCE : 0.155			
LAP	SECTOR 1	SECTOR 2	LAP TIME	MPH	DIFF	TIME OF DAY	
1 -	1:13.925	53.311	2:07.236	61.68	7.980	11:24:25.830	
2 -	1:11.264	52.258	2:03.522	63.53	4.266	11:26:29.352	
3 -	1:10.094	50.860	2:00.954 (3)	64.88	1.698	11:28:30.306	
4 -	1:09.493	50.734	2:00.227 (2)	65.27	0.971	11:30:30.533	
5 -	1:08.865	52.295	2:01.160	64.77	1.904	11:32:31.693	
6 -	1:09.020	50.236	1:59.256 (1)	65.80		11:34:30.949	

P33 169		Robert MILES		Suzuki SV650 - the bike shop long eaton			
IDEAL LAP TIME : 2:03.659		BEST LAP TIME : 2:03.659		DIFFERENCE : 0.000			
LAP	SECTOR 1	SECTOR 2	LAP TIME	MPH	DIFF	TIME OF DAY	
1 -	1:17.327	53.968	2:11.295	59.77	7.636	11:24:41.259	
2 -	1:13.148	53.175	2:06.323	62.12	2.664	11:26:47.582	
3 -	1:13.181	52.495	2:05.676 (3)	62.44	2.017	11:28:53.258	
4 -	1:12.287	54.833	2:07.120	61.73	3.461	11:31:00.378	
5 -	1:11.445	52.214	2:03.659 (1)	63.46		11:33:04.037	
6 -	1:11.628	52.215	2:03.843 (2)	63.37	0.184	11:35:07.880	

P34 70		Vanessa GILLAM		Suzuki SV650 - No More Straps Ltd			
IDEAL LAP TIME : 2:06.838		BEST LAP TIME : 2:06.927		DIFFERENCE : 0.089			
LAP	SECTOR 1	SECTOR 2	LAP TIME	MPH	DIFF	TIME OF DAY	
1 -	1:17.472	54.619	2:12.091	59.41	5.164	11:24:37.129	
2 -	1:15.744	54.531	2:10.275	60.24	3.348	11:26:47.404	
3 -	1:16.557	53.854	2:10.411	60.17	3.484	11:28:57.815	
4 -	1:14.349	53.190	2:07.539 (3)	61.53	0.612	11:31:05.354	
5 -	1:13.926	53.121	2:07.047 (2)	61.77	0.120	11:33:12.401	
6 -	1:14.015	52.912	2:06.927 (1)	61.83		11:35:19.328	

BMCRC - MRO Championships 2021 - Rnd 3 @ Cadwell Park

MRO Minitwins

QUALIFYING - BEST SECTORS

SECTOR 1			SECTOR 2			IDEAL / BEST COMPARISON						
POS	NO	NAME	TIME	NO	NAME	TIME	POS	NO	NAME	IDEAL	BEST	DIFF
									PERFECT LAP	1:39.380		
1	95	REYNOLDS	58.080	232	WETHERELL	41.300	1	232	WETHERELL	1:39.484	1:39.484	0.000
2	96	HARRIS	58.136	96	HARRIS	41.483	2	96	HARRIS	1:39.619	1:39.619	0.000
3	232	WETHERELL	58.184	661	HARRIS	42.013	3	95	REYNOLDS	1:40.095	1:40.095	0.000
4	661	HARRIS	58.779	95	REYNOLDS	42.015	4	661	HARRIS	1:40.792	1:40.792	0.000
5	78	POVAH	59.417	710	HENSTOCK	42.508	5	78	POVAH	1:42.059	1:42.059	0.000
6	710	HENSTOCK	59.557	78	POVAH	42.642	6	710	HENSTOCK	1:42.065	1:42.065	0.000
7	191	GOOD	59.590	191	GOOD	42.762	7	191	GOOD	1:42.352	1:42.352	0.000
8	19	LILLEY	59.597	19	LILLEY	43.180	8	19	LILLEY	1:42.777	1:42.777	0.000
9	58	SHEEHAN	1:00.067	58	SHEEHAN	43.346	9	58	SHEEHAN	1:43.413	1:43.413	0.000
10	16	COOPER	1:00.250	16	COOPER	43.359	10	16	COOPER	1:43.609	1:43.985	0.376
11	5	MANTELL	1:00.472	81	MAY	43.452	11	5	MANTELL	1:44.179	1:44.179	0.000
12	56	INGHAM	1:00.903	5	MANTELL	43.707	12	81	MAY	1:44.915	1:44.915	0.000
13	66	DUCRAN	1:01.166	258	FRIEND	44.075	13	56	INGHAM	1:45.083	1:45.083	0.000
14	81	MAY	1:01.463	66	DUCRAN	44.098	14	66	DUCRAN	1:45.264	1:45.425	0.161
15	258	FRIEND	1:01.469	56	INGHAM	44.180	15	258	FRIEND	1:45.544	1:46.624	1.080
16	474	VAUGHAN	1:02.337	84	BRANCO	44.290	16	84	BRANCO	1:47.017	1:47.017	0.000
17	23	BECKETT	1:02.404	40	WILKINSON	45.224	17	474	VAUGHAN	1:47.598	1:48.683	1.085
18	40	WILKINSON	1:02.696	23	BECKETT	45.247	18	23	BECKETT	1:47.651	1:48.142	0.491
19	84	BRANCO	1:02.727	474	VAUGHAN	45.261	19	40	WILKINSON	1:47.920	1:48.480	0.560
20	44	PARKER	1:02.853	144	CRONIN	45.555	20	44	PARKER	1:48.659	1:49.104	0.445
21	561	LESLIE	1:03.328	140	LAWSON	45.630	21	144	CRONIN	1:49.103	1:49.103	0.000
22	144	CRONIN	1:03.548	44	PARKER	45.806	22	561	LESLIE	1:49.263	1:49.263	0.000
23	159	RIDGWELL	1:03.592	159	RIDGWELL	45.916	23	140	LAWSON	1:49.351	1:49.351	0.000
24	34	JOHNSON	1:03.652	561	LESLIE	45.935	24	159	RIDGWELL	1:49.508	1:49.508	0.000
25	140	LAWSON	1:03.721	34	JOHNSON	46.435	25	34	JOHNSON	1:50.087	1:50.393	0.306
26	51	DURANT	1:03.919	51	DURANT	46.467	26	51	DURANT	1:50.386	1:50.911	0.525
27	6	GOUGH	1:04.134	99	ELLIS	46.574	27	6	GOUGH	1:50.732	1:50.734	0.002
28	919	BELLIS	1:04.882	6	GOUGH	46.598	28	919	BELLIS	1:52.378	1:52.378	0.000
29	138	JARMIN	1:05.710	919	BELLIS	47.496	29	99	ELLIS	1:52.841	1:52.841	0.000
30	99	ELLIS	1:06.267	138	JARMIN	47.903	30	138	JARMIN	1:53.613	1:53.613	0.000
31	47	BOHANAN	1:06.339	47	BOHANAN	48.212	31	47	BOHANAN	1:54.551	1:54.753	0.202
32	50	RIDGWELL	1:08.865	50	RIDGWELL	50.236	32	50	RIDGWELL	1:59.101	1:59.256	0.155
33	169	MILES	1:11.445	169	MILES	52.214	33	169	MILES	2:03.659	2:03.659	0.000
34	70	GILLAM	1:13.926	70	GILLAM	52.912	34	70	GILLAM	2:06.838	2:06.927	0.089

Weather / Track : Cloudy / Dry

Cadwell Park

Circuit Length = 2.1800 miles

Start: 11:21 Flag 11:33 End: 11:36

Results can be found at www.tsl-timing.com

Printed - 11:47 Saturday, 26 June 2021

BMCRC - MRO Championships 2021 - Rnd 3 @ Cadwell Park

MRO Minitwins

QUALIFYING - STATISTICS

Competitors Started 34
Planned Start 2021-06-26 @ 11:16:00.000
Actual Start 2021-06-26 @ 11:21:06.985
Finish Time 2021-06-26 @ 11:33:58.696
Track Length 2.1800mi.
Total Laps 222
Total Distance Covered 483.9641mi.

Session Fastest Lap History

NO	NAME	LAP TIME	TIME OF DAY	LAP	VEHICLE
95	John REYNOLDS	1:42.921	11:23:27.304	1	Suzuki SV650
95	John REYNOLDS	1:41.174	11:25:08.479	2	Suzuki SV650
95	John REYNOLDS	1:40.095	11:26:48.573	3	Suzuki SV650
232	Matt WETHERELL	1:39.484	11:32:00.803	6	Suzuki SV650

Flag History

TYPE	TIME OF DAY
GREEN	11:21:06.985
FINISH	11:33:58.696

Flag Statistics

TYPE	COUNT	TOTAL LAPS	TOTAL TIME
Green	1	8	14:59.999
Red	0	0	0.000
Safety Car	0	0	0.000
FCY	0	0	0.000

BMCRC - MRO Championships 2021 - Rnd 3 @ Cadwell Park



MRO Minitwins

RACE 9 - GRID (7 Laps)

ROW 12		34	2:06.927	70	Vanessa GILLAM	35	744	Gary ANDERSON		
ROW 11	31	1:54.753		47	Tristan BOHANAN	32	1:59.256	50	Adam RIDGWELL	
						33	2:03.659	169	Robert MILES	
ROW 10			1:52.378		919	Andrew BELLIS	29	1:52.841	99	Lee ELLIS
						30	1:53.613	138	Craig JARMIN	
ROW 9	25	1:50.393		34	Andrew JOHNSON	26	1:50.734	6	Daniel GOUGH	
						27	1:50.911	51	Andrew DURANT	
ROW 8			1:49.263		561	David LESLIE	23	1:49.351	140	Luke LAWSON
						24	1:49.508	159	Benn RIDGWELL	
ROW 7	19	1:48.683		474	Tom VAUGHAN	20	1:49.103	144	Nick CRONIN	
						21	1:49.104	44	Tony PARKER	
ROW 6			1:47.017		84	Ricardo BRANCO	17	1:48.142	23	Claire BECKETT
						18	1:48.480	40	Simon WILKINSON	
ROW 5	13	1:45.083		56	Jamie INGHAM	14	1:45.425	66	Mitch DUCRAN	
						15	1:46.624	258	Ande FRIEND	
ROW 4			1:43.985		16	Martin COOPER	11	1:44.179	5	Barry MANTELL
						12	1:44.915	81	Malvern MAY	
ROW 3	7	1:42.352		191	Daniel GOOD	8	1:42.777	19	Kevin LILLEY	
						9	1:43.413	58	James SHEEHAN	
ROW 2			1:40.792		661	Cameron HARRIS	5	1:42.059	78	Keith POVAH
						6	1:42.065	710	Craig HENSTOCK	
ROW 1	1	1:39.484		232	Matt WETHERELL	2	1:39.619	96	Dan HARRIS	
						3	1:40.095	95	John REYNOLDS	
									Pole	

Cadwell Park

Circuit Length = 2.1800 miles

These results are provisional until the conclusion of any judicial and technical matters.

Clerk Of Course :	Stewards :	Timekeeper : Sarah Evans
-------------------	------------	--------------------------

Results can be found at www.tsl-timing.com

Printed - 11:47 Saturday, 26 June 2021



BMCRC - MRO Championships 2021 - Rnd 3 @ Cadwell Park



MRO Minitwins

RACE 9 - CLASSIFICATION

POS	NO	NAME	ENTRY	LAPS	TIME	GAP	DIFF	MPH	BEST	ON
1	95	John REYNOLDS	Suzuki SV650 - Fins Motorcycles	7	11:41.661			78.29	1:38.985	2
2	232	Matt WETHERELL	Suzuki SV650 - MSG Racing/Lamonde.com/FWR T	7	11:48.021	6.360	6.360	77.59	1:39.801	2
3	78	Keith POVAH	Suzuki SV650 - Instagram @crap.sack give us a foll	7	11:48.720	7.059	0.699	77.51	1:39.427	7
4	661	Cameron HARRIS	Suzuki SV650 - HARRIS PERFORMANCE	7	11:49.701	8.040	0.981	77.40	1:39.492	3
5	96	Dan HARRIS	Suzuki SV650 - HP Racing	7	11:50.168	8.507	0.467	77.35	1:39.767	2
6	191	Daniel GOOD	Suzuki SV650 - Quality Fast Facades and Joblings c	7	12:01.569	19.908	11.401	76.13	1:41.859	7
7	19	Kevin LILLEY	Suzuki SV650 - Trafalgar Cleaning Eqpt. / Steve Jor	7	12:02.016	20.355	0.447	76.08	1:40.719	3
8	710	Craig HENSTOCK	Suzuki SV650 - Alheavy Ltd / Kronos Threat Manag	7	12:04.469	22.808	2.453	75.82	1:41.212	4
9	16	Martin COOPER	Suzuki SV650 -	7	12:05.764	24.103	1.295	75.69	1:42.327	4
10	5	Barry MANTELL	Suzuki SV650 S - Swedish car connection	7	12:12.987	31.326	7.223	74.94	1:42.558	5
11	66	Mitch DUCRAN	Suzuki SV650 -	7	12:17.545	35.884	4.558	74.48	1:43.464	2
12	56	Jamie INGHAM	Suzuki SV650 - Oadby motorcycle services	7	12:17.693	36.032	0.148	74.47	1:43.038	5
13	58	James SHEEHAN	Suzuki SV650 - Sheehan Racing	7	12:24.162	42.501	6.469	73.82	1:43.543	4
14	84	Ricardo BRANCO	Suzuki SV650 - IMP Racing	7	12:42.643	1:00.982	18.481	72.03	1:47.366	6
15	40	Simon WILKINSON	Suzuki SV650 - S P Wilkinson Engineering Ltd	7	12:44.382	1:02.721	1.739	71.87	1:46.345	5
16	81	Malvern MAY	Suzuki SV650 -	7	12:46.379	1:04.718	1.997	71.68	1:45.794	5
17	44	Tony PARKER	Suzuki SV650 - Emerald Elevators/PriceLess Copie	7	12:46.483	1:04.822	0.104	71.67	1:47.621	5
18	23	Claire BECKETT	Suzuki SV650 - P Sheils & Sons	7	12:46.952	1:05.291	0.469	71.62	1:47.428	6
19	159	Benn RIDGWELL	Suzuki SV650 - Ridgely Racing	7	12:56.631	1:14.970	9.679	70.73	1:48.405	5
20	561	David LESLIE	Suzuki SV650 -	7	12:56.887	1:15.226	0.256	70.71	1:48.310	6
21	34	Andrew JOHNSON	Suzuki SV650 - Rose & Charlie Racing	7	12:57.742	1:16.081	0.855	70.63	1:47.674	6
22	140	Luke LAWSON	Suzuki SV650 - Lpl plastering and maintenance	7	12:58.434	1:16.773	0.692	70.57	1:48.282	6
23	144	Nick CRONIN	Suzuki SV650 -	7	12:59.742	1:18.081	1.308	70.45	1:48.826	7
24	51	Andrew DURANT	Suzuki SV650 -	7	13:02.349	1:20.688	2.607	70.21	1:49.096	6
25	6	Daniel GOUGH	Suzuki SV650 - G Force Motorcycles	7	13:12.082	1:30.421	9.733	69.35	1:51.285	3
26	474	Tom VAUGHAN	Suzuki SV650 - Matt "Fister" Wetherell	7	13:18.232	1:36.571	6.150	68.82	1:47.414	6
27	919	Andrew BELLIS	Suzuki SV650 - Cunco Ltd	7	13:26.724	1:45.063	8.492	68.09	1:51.807	7
28	99	Lee ELLIS	Suzuki SV650 -	7	13:27.009	1:45.348	0.285	68.07	1:51.239	6
29	47	Tristan BOHANAN	Suzuki SV650 - Myself	7	13:27.235	1:45.574	0.226	68.05	1:51.342	6
30	138	Craig JARMIN	Suzuki SV650 - BK Racing	7	13:36.653	1:54.992	9.418	67.27	1:53.742	5
31	50	Adam RIDGWELL	Suzuki SV650 - Ridgely Racing	6	12:15.105	1 Lap	1 Lap	64.05	2:00.183	5
32	169	Robert MILES	Suzuki SV650 - the bike shop long eaton	6	12:39.875	1 Lap	24.770	61.96	2:03.694	4
33	70	Vanessa GILLAM	Suzuki SV650 - No More Straps Ltd	6	12:44.602	1 Lap	4.727	61.58	2:03.653	4
NOT CLASSIFIED										
DNF	258	Ande FRIEND	Suzuki SV650 - Flying colours Motorcycle Training	3	5:22.856	4 Laps	3 Laps	72.92	1:44.901	3
NS	744	Gary ANDERSON	Suzuki SV650 - A&M MOT Services. Guildford	0						

FASTEST LAP

95 John REYNOLDS Suzuki SV650 - Fins Motorcycles 2 1:38.985 79.28 mph 127.59 kph

92.5% of Race Speed = 72.41 mph

Weather / Track : Cloudy / Dry

These results are provisional until the conclusion of any judicial and technical matters.

Cadwell Park: 2.1800 miles
Race Distance: 7 Laps / 15.26 miles
Start: 14:57 Flag 15:09 End: 15:11

Clerk Of Course :	Stewards :	Timekeeper : Sarah Evans
-------------------	------------	--------------------------

Results can be found at www.tsl-timing.com

Printed - 15:11 Saturday, 26 June 2021



BMCRC - MRO Championships 2021 - Rnd 3 @ Cadwell Park

MRO Minitwins

RACE 9 - LAP CHART

LAP 1 @ 14:59:10.583

NO	BEHIND	LAP TIME
95		1:43.668
232	1.192	1:44.860
96	1.686	1:45.354
661	2.007	1:45.675
78	3.098	1:46.766
191	4.323	1:47.991
16	5.686	1:49.354
710	6.301	1:49.969
19	6.665	1:50.333
66	7.143	1:50.811
5	8.870	1:52.538
56	9.029	1:52.697
258	9.318	1:52.986
84	11.399	1:55.067
23	12.238	1:55.906
58	12.467	1:56.135
44	13.776	1:57.444
40	14.112	1:57.780
140	15.983	1:59.651
144	16.002	1:59.670
561	16.286	1:59.954
81	16.455	2:00.123
51	17.903	2:01.571
6	18.561	2:02.229
34	19.172	2:02.840
159	19.557	2:03.225
919	20.803	2:04.471
99	21.217	2:04.885
47	21.652	2:05.320
138	22.681	2:06.349
50	26.887	2:10.555
169	33.064	2:16.732
70	33.600	2:17.268
474	33.687	2:17.355

LAP 2 @ 15:00:49.568

NO	BEHIND	LAP TIME
95		1:38.985
232	2.008	1:39.801
96	2.468	1:39.767
661	2.633	1:39.611
78	4.715	1:40.602
191	7.672	1:42.334
16	9.743	1:43.042
19	10.255	1:42.575
710	10.505	1:43.189
66	11.622	1:43.464
5	12.525	1:42.640
56	15.092	1:45.048
258	15.302	1:44.969
58	20.151	1:46.669
84	21.760	1:49.346
23	22.650	1:49.397
44	23.073	1:48.282
40	23.573	1:48.446
140	27.310	1:50.312
561	27.486	1:50.185
81	27.808	1:50.338
144	28.459	1:51.442
51	29.357	1:50.439
159	29.442	1:48.870
34	30.226	1:50.039

LAP 3 @ 15:02:28.693

NO	BEHIND	LAP TIME
95		1:39.125
232	2.743	1:39.860
661	3.000	1:39.492
96	3.525	1:40.182
78	5.428	1:39.838
191	10.720	1:42.173
19	11.849	1:40.719
710	13.008	1:41.628
16	14.115	1:43.497
66	16.097	1:43.600
5	16.315	1:42.915
56	20.496	1:44.529
258	21.078	1:44.901
58	25.390	1:44.364
84	30.290	1:47.655
23	32.017	1:48.492
44	32.401	1:48.453
40	32.575	1:48.127
81	38.217	1:49.534
561	38.975	1:50.614
140	39.938	1:51.753
159	40.073	1:49.756
144	40.852	1:51.518
34	41.391	1:50.290
51	41.882	1:51.650
6	44.073	1:51.285
919	53.617	1:54.490
99	53.853	1:54.504
47	54.072	1:54.537
138	55.359	1:54.780
474	57.394	1:48.596
50	1:11.901	2:01.625
169	1:25.643	2:05.372
70	1:26.240	2:04.821

LAP 4 @ 15:04:07.957

NO	BEHIND	LAP TIME
95		1:39.264
661	3.910	1:40.174
232	4.098	1:40.619
96	4.291	1:40.030
78	5.690	1:39.526
191	13.782	1:42.326
19	14.129	1:41.544
710	14.956	1:41.212
16	17.178	1:42.327
5	19.613	1:42.562
66	20.849	1:44.016
56	25.255	1:44.023
58	29.669	1:43.543
84	38.982	1:47.956
44	40.860	1:47.723

LAP 5 @ 15:05:48.434

NO	BEHIND	LAP TIME
95		1:40.477
661	5.768	1:42.335
232	6.082	1:42.461
78	6.365	1:41.152
96	6.869	1:43.055
169	1 Lap	2:03.694
70	1 Lap	2:03.653
19	15.458	1:41.806
191	15.652	1:42.347
710	16.335	1:41.856
16	19.031	1:42.330
5	21.694	1:42.558
66	25.088	1:44.716
56	27.816	1:43.038
58	34.982	1:45.790
84	46.213	1:47.708
44	48.004	1:47.621
40	48.478	1:46.345
23	50.037	1:48.178
81	50.975	1:45.794
159	57.886	1:48.405
561	58.533	1:49.790
140	59.137	1:48.674
144	1:00.129	1:49.280
34	1:00.832	1:48.661
51	1:01.991	1:49.148
6	1:07.448	1:51.481
919	1:21.280	1:53.057
474	1:21.587	1:52.720
99	1:22.588	1:54.114
47	1:22.848	1:54.192
138	1:24.049	1:53.742

LAP 6 @ 15:07:28.333

NO	BEHIND	LAP TIME
95		1:39.899
232	6.571	1:40.388
661	7.680	1:41.811
78	7.875	1:41.409
96	8.162	1:41.192
50	1 Lap	2:00.183
19	18.134	1:42.575
191	18.292	1:42.539
710	20.154	1:43.718
16	21.987	1:42.855

5	25.720	1:43.925
66	31.721	1:46.532
56	32.142	1:44.225
169	1 Lap	2:04.684
70	1 Lap	2:08.377
58	39.106	1:44.023
84	53.680	1:47.366
40	55.255	1:46.676
44	57.047	1:48.942
23	57.566	1:47.428
81	57.738	1:46.662
159	1:06.586	1:48.599
561	1:06.944	1:48.310
140	1:07.520	1:48.282
34	1:08.607	1:47.674
144	1:09.498	1:49.268
51	1:11.188	1:49.096
6	1:19.109	1:51.560
474	1:29.102	1:47.414
919	1:33.499	1:52.118
99	1:33.928	1:51.239
47	1:34.291	1:51.342
138	1:38.436	1:54.286

LAP 7 @ 15:09:08.576

NO	BEHIND	LAP TIME
95		1:40.243
232	6.360	1:40.032
78	7.059	1:39.427
661	8.040	1:40.603
96	8.507	1:40.588
191	19.908	1:41.859
19	20.355	1:42.464
710	22.808	1:42.897
16	24.103	1:42.359
5	31.326	1:45.849
50	1 Lap	2:00.570
66	35.884	1:44.406
56	36.032	1:44.133
58	42.501	1:43.638
169	1 Lap	2:04.076
84	1:00.982	1:47.545
40	1:02.721	1:47.709
70	1 Lap	2:04.554
81	1:04.718	1:47.223
44	1:04.822	1:48.018
23	1:05.291	1:47.968
159	1:14.970	1:48.627
561	1:15.226	1:48.525
34	1:16.081	1:47.717
140	1:16.773	1:49.496
144	1:18.081	1:48.826
51	1:20.688	1:49.743
6	1:30.421	1:51.555
474	1:36.571	1:47.712
919	1:45.063	1:51.807
99	1:45.348	1:51.663
47	1:45.574	1:51.526
138	1:54.992	1:56.799

Cadwell Park
Circuit Length = 2.1800 miles
Start: 14:57 Flag 15:09 End: 15:11

Weather / Track : Cloudy / Dry

BMCRC - MRO Championships 2021 - Rnd 3 @ Cadwell Park

MRO Minitwins

RACE 9 - SECTOR ANALYSIS



SECTOR 1 = FL to I1, SECTOR 2 = I1 to FL, DIFF = Difference To Personal Best Lap, P = Crossed Finish Line in Pit Lane, D = Time Disallowed

P1 95		John REYNOLDS		Suzuki SV650 - Fins Motorcycles		
IDEAL LAP TIME : 1:38.878		BEST LAP TIME : 1:38.985		DIFFERENCE : 0.107		
LAP	SECTOR 1	SECTOR 2	LAP TIME	MPH	DIFF	TIME OF DAY
1 -		41.287	1:43.668	75.70	4.683	14:59:10.583
2 -	57.591	41.394	1:38.985 (1)	79.28		15:00:49.568
3 -	57.691	41.434	1:39.125 (2)	79.17	0.140	15:02:28.693
4 -	57.835	41.429	1:39.264 (3)	79.06	0.279	15:04:07.957
5 -	58.240	42.237	1:40.477	78.10	1.492	15:05:48.434
6 -	57.921	41.978	1:39.899	78.56	0.914	15:07:28.333
7 -	58.195	42.048	1:40.243	78.29	1.258	15:09:08.576

P2 232		Matt WETHERELL		Suzuki SV650 - MSG Racing/Lamonde.com/FWR Tyres		
IDEAL LAP TIME : 1:39.752		BEST LAP TIME : 1:39.801		DIFFERENCE : 0.049		
LAP	SECTOR 1	SECTOR 2	LAP TIME	MPH	DIFF	TIME OF DAY
1 -		41.585	1:44.860	74.84	5.059	14:59:11.775
2 -	58.256	41.545	1:39.801 (1)	78.63		15:00:51.576
3 -	58.323	41.537	1:39.860 (2)	78.59	0.059	15:02:31.436
4 -	58.899	41.720	1:40.619	77.99	0.818	15:04:12.055
5 -	58.743	43.718	1:42.461	76.59	2.660	15:05:54.516
6 -	58.599	41.789	1:40.388	78.17	0.587	15:07:34.904
7 -	58.536	41.496	1:40.032 (3)	78.45	0.231	15:09:14.936

P3 78		Keith POVAH		Suzuki SV650 - Instagram @crap.sack give us a follow!		
IDEAL LAP TIME : 1:39.106		BEST LAP TIME : 1:39.427		DIFFERENCE : 0.321		
LAP	SECTOR 1	SECTOR 2	LAP TIME	MPH	DIFF	TIME OF DAY
1 -		42.084	1:46.766	73.50	7.339	14:59:13.681
2 -	58.657	41.945	1:40.602	78.01	1.175	15:00:54.283
3 -	58.144	41.694	1:39.838 (3)	78.60	0.411	15:02:34.121
4 -	58.063	41.463	1:39.526 (2)	78.85	0.099	15:04:13.647
5 -	57.643	43.509	1:41.152	77.58	1.725	15:05:54.799
6 -	58.953	42.456	1:41.409	77.39	1.982	15:07:36.208
7 -	57.686	41.741	1:39.427 (1)	78.93		15:09:15.635

P4 661		Cameron HARRIS		Suzuki SV650 - HARRIS PERFORMANCE		
IDEAL LAP TIME : 1:39.484		BEST LAP TIME : 1:39.492		DIFFERENCE : 0.008		
LAP	SECTOR 1	SECTOR 2	LAP TIME	MPH	DIFF	TIME OF DAY
1 -		41.781	1:45.675	74.26	6.183	14:59:12.590
2 -	57.940	41.671	1:39.611 (2)	78.78	0.119	15:00:52.201
3 -	57.948	41.544	1:39.492 (1)	78.88		15:02:31.693
4 -	58.378	41.796	1:40.174 (3)	78.34	0.682	15:04:11.867
5 -	58.715	43.620	1:42.335	76.68	2.843	15:05:54.202
6 -	59.280	42.531	1:41.811	77.08	2.319	15:07:36.013
7 -	58.487	42.116	1:40.603	78.01	1.111	15:09:16.616

P5 96		Dan HARRIS		Suzuki SV650 - HP Racing		
IDEAL LAP TIME : 1:39.639		BEST LAP TIME : 1:39.767		DIFFERENCE : 0.128		
LAP	SECTOR 1	SECTOR 2	LAP TIME	MPH	DIFF	TIME OF DAY
1 -		41.844	1:45.354	74.49	5.587	14:59:12.269
2 -	57.997	41.770	1:39.767 (1)	78.66		15:00:52.036
3 -	58.481	41.701	1:40.182 (3)	78.33	0.415	15:02:32.218
4 -	58.388	41.642	1:40.030 (2)	78.45	0.263	15:04:12.248
5 -	58.827	44.228	1:43.055	76.15	3.288	15:05:55.303
6 -	58.588	42.604	1:41.192	77.55	1.425	15:07:36.495
7 -	58.227	42.361	1:40.588	78.02	0.821	15:09:17.083

Weather / Track : Cloudy / Dry

Cadwell Park
Circuit Length = 2.1800 miles
Start: 14:57 Flag 15:09 End: 15:11

BMCRC - MRO Championships 2021 - Rnd 3 @ Cadwell Park

MRO Minitwins

RACE 9 - SECTOR ANALYSIS



SECTOR 1 = FL to I1, SECTOR 2 = I1 to FL, DIFF = Difference To Personal Best Lap, P = Crossed Finish Line in Pit Lane, D = Time Disallowed

P6 191 Daniel GOOD		Suzuki SV650 - Quality Fast Facades and Joblings of Whitley Bc				
IDEAL LAP TIME : 1:40.954		BEST LAP TIME : 1:41.859		DIFFERENCE : 0.905		
LAP	SECTOR 1	SECTOR 2	LAP TIME	MPH	DIFF	TIME OF DAY
1 -		42.912	1:47.991	72.67	6.132	14:59:14.906
2 -	59.433	42.901	1:42.334	76.69	0.475	15:00:57.240
3 -	59.144	43.029	1:42.173 (2)	76.81	0.314	15:02:39.413
4 -	59.403	42.923	1:42.326 (3)	76.69	0.467	15:04:21.739
5 -	59.625	42.722	1:42.347	76.68	0.488	15:06:04.086
6 -	1:00.243	42.296	1:42.539	76.53	0.680	15:07:46.625
7 -	58.658	43.201	1:41.859 (1)	77.04		15:09:28.484

P7 19 Kevin LILLEY		Suzuki SV650 - Trafalgar Cleaning Eqpt. / Steve Jordan Motorcy				
IDEAL LAP TIME : 1:40.719		BEST LAP TIME : 1:40.719		DIFFERENCE : 0.000		
LAP	SECTOR 1	SECTOR 2	LAP TIME	MPH	DIFF	TIME OF DAY
1 -		43.879	1:50.333	71.13	9.614	14:59:17.248
2 -	58.843	43.732	1:42.575	76.51	1.856	15:00:59.823
3 -	58.266	42.453	1:40.719 (1)	77.92		15:02:40.542
4 -	58.744	42.800	1:41.544 (2)	77.28	0.825	15:04:22.086
5 -	58.921	42.885	1:41.806 (3)	77.08	1.087	15:06:03.892
6 -	1:00.026	42.549	1:42.575	76.51	1.856	15:07:46.467
7 -	59.054	43.410	1:42.464	76.59	1.745	15:09:28.931

P8 710 Craig HENSTOCK		Suzuki SV650 - Alheavy Ltd / Kronos Threat Management				
IDEAL LAP TIME : 1:41.073		BEST LAP TIME : 1:41.212		DIFFERENCE : 0.139		
LAP	SECTOR 1	SECTOR 2	LAP TIME	MPH	DIFF	TIME OF DAY
1 -		42.978	1:49.969	71.36	8.757	14:59:16.884
2 -	59.384	43.805	1:43.189	76.05	1.977	15:01:00.073
3 -	58.940	42.688	1:41.628 (2)	77.22	0.416	15:02:41.701
4 -	59.079	42.133	1:41.212 (1)	77.54		15:04:22.913
5 -	58.954	42.902	1:41.856 (3)	77.05	0.644	15:06:04.769
6 -	1:00.685	43.033	1:43.718	75.66	2.506	15:07:48.487
7 -	1:00.175	42.722	1:42.897	76.27	1.685	15:09:31.384

P9 16 Martin COOPER		Suzuki SV650 -				
IDEAL LAP TIME : 1:42.255		BEST LAP TIME : 1:42.327		DIFFERENCE : 0.072		
LAP	SECTOR 1	SECTOR 2	LAP TIME	MPH	DIFF	TIME OF DAY
1 -		43.403	1:49.354	71.76	7.027	14:59:16.269
2 -	59.606	43.436	1:43.042	76.16	0.715	15:00:59.311
3 -	59.974	43.523	1:43.497	75.82	1.170	15:02:42.808
4 -	59.406	42.921	1:42.327 (1)	76.69		15:04:25.135
5 -	59.356	42.974	1:42.330 (2)	76.69	0.003	15:06:07.465
6 -	59.885	42.970	1:42.855	76.30	0.528	15:07:50.320
7 -	59.334	43.025	1:42.359 (3)	76.67	0.032	15:09:32.679

P10 5 Barry MANTELL		Suzuki SV650 S - Swedish car connection				
IDEAL LAP TIME : 1:42.173		BEST LAP TIME : 1:42.558		DIFFERENCE : 0.385		
LAP	SECTOR 1	SECTOR 2	LAP TIME	MPH	DIFF	TIME OF DAY
1 -		44.824	1:52.538	69.73	9.980	14:59:19.453
2 -	59.643	42.997	1:42.640 (3)	76.46	0.082	15:01:02.093
3 -	59.449	43.466	1:42.915	76.25	0.357	15:02:45.008
4 -	59.838	42.724	1:42.562 (2)	76.52	0.004	15:04:27.570
5 -	59.627	42.931	1:42.558 (1)	76.52		15:06:10.128
6 -	1:00.014	43.911	1:43.925	75.51	1.367	15:07:54.053
7 -	1:00.153	45.696	1:45.849	74.14	3.291	15:09:39.902

Weather / Track : Cloudy / Dry

Cadwell Park
Circuit Length = 2.1800 miles
Start: 14:57 Flag 15:09 End: 15:11

BMCRC - MRO Championships 2021 - Rnd 3 @ Cadwell Park

MRO Minitwins

RACE 9 - SECTOR ANALYSIS



SECTOR 1 = FL to I1, SECTOR 2 = I1 to FL, DIFF = Difference To Personal Best Lap, P = Crossed Finish Line in Pit Lane, D = Time Disallowed

P11 66		Mitch DUCRAN		Suzuki SV650 -			
IDEAL LAP TIME : 1:43.123		BEST LAP TIME : 1:43.464		DIFFERENCE : 0.341			
LAP	SECTOR 1	SECTOR 2	LAP TIME	MPH	DIFF	TIME OF DAY	
1 -		43.675	1:50.811	70.82	7.347	14:59:17.726	
2 -	1:00.478	42.986	1:43.464 (1)	75.85		15:01:01.190	
3 -	1:00.137	43.463	1:43.600 (2)	75.75	0.136	15:02:44.790	
4 -	1:00.659	43.357	1:44.016 (3)	75.45	0.552	15:04:28.806	
5 -	1:01.071	43.645	1:44.716	74.94	1.252	15:06:13.522	
6 -	1:00.847	45.685	1:46.532	73.66	3.068	15:08:00.054	
7 -	1:00.859	43.547	1:44.406	75.16	0.942	15:09:44.460	

P12 56		Jamie INGHAM		Suzuki SV650 - Oadby motorcycle services			
IDEAL LAP TIME : 1:43.038		BEST LAP TIME : 1:43.038		DIFFERENCE : 0.000			
LAP	SECTOR 1	SECTOR 2	LAP TIME	MPH	DIFF	TIME OF DAY	
1 -		45.149	1:52.697	69.63	9.659	14:59:19.612	
2 -	1:00.575	44.473	1:45.048	74.70	2.010	15:01:04.660	
3 -	1:00.771	43.758	1:44.529	75.08	1.491	15:02:49.189	
4 -	1:00.778	43.245	1:44.023 (2)	75.44	0.985	15:04:33.212	
5 -	59.969	43.069	1:43.038 (1)	76.16		15:06:16.250	
6 -	1:00.029	44.196	1:44.225	75.29	1.187	15:08:00.475	
7 -	1:00.665	43.468	1:44.133 (3)	75.36	1.095	15:09:44.608	

P13 58		James SHEEHAN		Suzuki SV650 - Sheehan Racing			
IDEAL LAP TIME : 1:43.543		BEST LAP TIME : 1:43.543		DIFFERENCE : 0.000			
LAP	SECTOR 1	SECTOR 2	LAP TIME	MPH	DIFF	TIME OF DAY	
1 -		44.709	1:56.135	67.57	12.592	14:59:23.050	
2 -	1:02.775	43.894	1:46.669	73.57	3.126	15:01:09.719	
3 -	1:00.632	43.732	1:44.364	75.19	0.821	15:02:54.083	
4 -	1:00.211	43.332	1:43.543 (1)	75.79		15:04:37.626	
5 -	1:00.914	44.876	1:45.790	74.18	2.247	15:06:23.416	
6 -	1:00.473	43.550	1:44.023 (3)	75.44	0.480	15:08:07.439	
7 -	1:00.254	43.384	1:43.638 (2)	75.72	0.095	15:09:51.077	

P14 84		Ricardo BRANCO		Suzuki SV650 - IMP Racing			
IDEAL LAP TIME : 1:46.814		BEST LAP TIME : 1:47.366		DIFFERENCE : 0.552			
LAP	SECTOR 1	SECTOR 2	LAP TIME	MPH	DIFF	TIME OF DAY	
1 -		44.695	1:55.067	68.20	7.701	14:59:21.982	
2 -	1:04.423	44.923	1:49.346	71.77	1.980	15:01:11.328	
3 -	1:02.810	44.845	1:47.655 (3)	72.90	0.289	15:02:58.983	
4 -	1:02.822	45.134	1:47.956	72.69	0.590	15:04:46.939	
5 -	1:03.129	44.579	1:47.708	72.86	0.342	15:06:34.647	
6 -	1:02.845	44.521	1:47.366 (1)	73.09		15:08:22.013	
7 -	1:02.293	45.252	1:47.545 (2)	72.97	0.179	15:10:09.558	

P15 40		Simon WILKINSON		Suzuki SV650 - S P Wilkinson Engineering Ltd			
IDEAL LAP TIME : 1:45.742		BEST LAP TIME : 1:46.345		DIFFERENCE : 0.603			
LAP	SECTOR 1	SECTOR 2	LAP TIME	MPH	DIFF	TIME OF DAY	
1 -		45.804	1:57.780	66.63	11.435	14:59:24.695	
2 -	1:02.946	45.500	1:48.446	72.36	2.101	15:01:13.141	
3 -	1:02.735	45.392	1:48.127	72.58	1.782	15:03:01.268	
4 -	1:03.289	46.010	1:49.299	71.80	2.954	15:04:50.567	
5 -	1:01.748	44.597	1:46.345 (1)	73.79		15:06:36.912	
6 -	1:01.931	44.745	1:46.676 (2)	73.56	0.331	15:08:23.588	
7 -	1:01.145	46.564	1:47.709 (3)	72.86	1.364	15:10:11.297	

Weather / Track : Cloudy / Dry

Cadwell Park
 Circuit Length = 2.1800 miles
 Start: 14:57 Flag 15:09 End: 15:11

BMCRC - MRO Championships 2021 - Rnd 3 @ Cadwell Park

MRO Minitwins

RACE 9 - SECTOR ANALYSIS



SECTOR 1 = FL to I1, SECTOR 2 = I1 to FL, DIFF = Difference To Personal Best Lap, P = Crossed Finish Line in Pit Lane, D = Time Disallowed

P16 81 Malvern MAY		Suzuki SV650 -				
IDEAL LAP TIME : 1:45.681		BEST LAP TIME : 1:45.794				
		DIFFERENCE : 0.113				
LAP	SECTOR 1	SECTOR 2	LAP TIME	MPH	DIFF	TIME OF DAY
1 -		46.685	2:00.123	65.33	14.329	14:59:27.038
2 -	1:04.257	46.081	1:50.338	71.12	4.544	15:01:17.376
3 -	1:03.836	45.698	1:49.534	71.64	3.740	15:03:06.910
4 -	1:02.531	44.174	1:46.705 (3)	73.54	0.911	15:04:53.615
5 -	1:01.997	43.797	1:45.794 (1)	74.18		15:06:39.409
6 -	1:01.884	44.778	1:46.662 (2)	73.57	0.868	15:08:26.071
7 -	1:01.961	45.262	1:47.223	73.19	1.429	15:10:13.294

P17 44 Tony PARKER		Suzuki SV650 - Emerald Elevators/PriceLess Copiers				
IDEAL LAP TIME : 1:47.336		BEST LAP TIME : 1:47.621				
		DIFFERENCE : 0.285				
LAP	SECTOR 1	SECTOR 2	LAP TIME	MPH	DIFF	TIME OF DAY
1 -		45.909	1:57.444	66.82	9.823	14:59:24.359
2 -	1:02.709	45.573	1:48.282	72.47	0.661	15:01:12.641
3 -	1:02.858	45.595	1:48.453	72.36	0.832	15:03:01.094
4 -	1:02.203	45.520	1:47.723 (2)	72.85	0.102	15:04:48.817
5 -	1:02.207	45.414	1:47.621 (1)	72.92		15:06:36.438
6 -	1:02.735	46.207	1:48.942	72.03	1.321	15:08:25.380
7 -	1:01.922	46.096	1:48.018 (3)	72.65	0.397	15:10:13.398

P18 23 Claire BECKETT		Suzuki SV650 - P Sheils & Sons				
IDEAL LAP TIME : 1:47.428		BEST LAP TIME : 1:47.428				
		DIFFERENCE : 0.000				
LAP	SECTOR 1	SECTOR 2	LAP TIME	MPH	DIFF	TIME OF DAY
1 -		45.187	1:55.906	67.71	8.478	14:59:22.821
2 -	1:03.343	46.054	1:49.397	71.73	1.969	15:01:12.218
3 -	1:02.985	45.507	1:48.492	72.33	1.064	15:03:00.710
4 -	1:03.611	45.972	1:49.583	71.61	2.155	15:04:50.293
5 -	1:02.783	45.395	1:48.178 (3)	72.54	0.750	15:06:38.471
6 -	1:02.423	45.005	1:47.428 (1)	73.05		15:08:25.899
7 -	1:02.697	45.271	1:47.968 (2)	72.68	0.540	15:10:13.867

P19 159 Benn RIDGWELL		Suzuki SV650 - Ridgely Racing				
IDEAL LAP TIME : 1:48.385		BEST LAP TIME : 1:48.405				
		DIFFERENCE : 0.020				
LAP	SECTOR 1	SECTOR 2	LAP TIME	MPH	DIFF	TIME OF DAY
1 -		48.676	2:03.225	63.68	14.820	14:59:30.140
2 -	1:02.837	46.033	1:48.870	72.08	0.465	15:01:19.010
3 -	1:02.927	46.829	1:49.756	71.50	1.351	15:03:08.766
4 -	1:03.166	45.983	1:49.149	71.90	0.744	15:04:57.915
5 -	1:02.857	45.548	1:48.405 (1)	72.39		15:06:46.320
6 -	1:02.856	45.743	1:48.599 (2)	72.26	0.194	15:08:34.919
7 -	1:03.070	45.557	1:48.627 (3)	72.24	0.222	15:10:23.546

P20 561 David LESLIE		Suzuki SV650 -				
IDEAL LAP TIME : 1:48.294		BEST LAP TIME : 1:48.310				
		DIFFERENCE : 0.016				
LAP	SECTOR 1	SECTOR 2	LAP TIME	MPH	DIFF	TIME OF DAY
1 -		46.402	1:59.954	65.42	11.644	14:59:26.869
2 -	1:04.239	45.946	1:50.185	71.22	1.875	15:01:17.054
3 -	1:04.523	46.091	1:50.614	70.95	2.304	15:03:07.668
4 -	1:04.012	45.497	1:49.509 (3)	71.66	1.199	15:04:57.177
5 -	1:04.184	45.606	1:49.790	71.48	1.480	15:06:46.967
6 -	1:03.236	45.074	1:48.310 (1)	72.45		15:08:35.277
7 -	1:03.467	45.058	1:48.525 (2)	72.31	0.215	15:10:23.802

Weather / Track : Cloudy / Dry

Cadwell Park
Circuit Length = 2.1800 miles
Start: 14:57 Flag 15:09 End: 15:11

BMCRC - MRO Championships 2021 - Rnd 3 @ Cadwell Park

MRO Minitwins

RACE 9 - SECTOR ANALYSIS



SECTOR 1 = FL to I1, SECTOR 2 = I1 to FL, DIFF = Difference To Personal Best Lap, P = Crossed Finish Line in Pit Lane, D = Time Disallowed

P21 34		Andrew JOHNSON		Suzuki SV650 - Rose & Charlie Racing		
IDEAL LAP TIME : 1:47.674		BEST LAP TIME : 1:47.674		DIFFERENCE : 0.000		
LAP	SECTOR 1	SECTOR 2	LAP TIME	MPH	DIFF	TIME OF DAY
1 -		47.942	2:02.840	63.88	15.166	14:59:29.755
2 -	1:03.991	46.048	1:50.039	71.32	2.365	15:01:19.794
3 -	1:03.343	46.947	1:50.290	71.15	2.616	15:03:10.084
4 -	1:03.193	47.328	1:50.521	71.00	2.847	15:05:00.605
5 -	1:02.685	45.976	1:48.661 (3)	72.22	0.987	15:06:49.266
6 -	1:02.221	45.453	1:47.674 (1)	72.88		15:08:36.940
7 -	1:02.237	45.480	1:47.717 (2)	72.85	0.043	15:10:24.657

P22 140		Luke LAWSON		Suzuki SV650 - Lpl plastering and maintenance		
IDEAL LAP TIME : 1:48.186		BEST LAP TIME : 1:48.282		DIFFERENCE : 0.096		
LAP	SECTOR 1	SECTOR 2	LAP TIME	MPH	DIFF	TIME OF DAY
1 -		46.853	1:59.651	65.59	11.369	14:59:26.566
2 -	1:04.186	46.126	1:50.312	71.14	2.030	15:01:16.878
3 -	1:04.050	47.703	1:51.753	70.22	3.471	15:03:08.631
4 -	1:04.049	46.217	1:50.266	71.17	1.984	15:04:58.897
5 -	1:03.192	45.482	1:48.674 (2)	72.21	0.392	15:06:47.571
6 -	1:03.288	44.994	1:48.282 (1)	72.47		15:08:35.853
7 -	1:03.726	45.770	1:49.496 (3)	71.67	1.214	15:10:25.349

P23 144		Nick CRONIN		Suzuki SV650 -		
IDEAL LAP TIME : 1:48.805		BEST LAP TIME : 1:48.826		DIFFERENCE : 0.021		
LAP	SECTOR 1	SECTOR 2	LAP TIME	MPH	DIFF	TIME OF DAY
1 -		46.653	1:59.670	65.58	10.844	14:59:26.585
2 -	1:05.041	46.401	1:51.442	70.42	2.616	15:01:18.027
3 -	1:04.437	47.081	1:51.518	70.37	2.692	15:03:09.545
4 -	1:03.282	46.456	1:49.738	71.51	0.912	15:04:59.283
5 -	1:03.130	46.150	1:49.280 (3)	71.81	0.454	15:06:48.563
6 -	1:03.177	46.091	1:49.268 (2)	71.82	0.442	15:08:37.831
7 -	1:03.151	45.675	1:48.826 (1)	72.11		15:10:26.657

P24 51		Andrew DURANT		Suzuki SV650 -		
IDEAL LAP TIME : 1:48.750		BEST LAP TIME : 1:49.096		DIFFERENCE : 0.346		
LAP	SECTOR 1	SECTOR 2	LAP TIME	MPH	DIFF	TIME OF DAY
1 -		47.195	2:01.571	64.55	12.475	14:59:28.486
2 -	1:03.498	46.941	1:50.439	71.06	1.343	15:01:18.925
3 -	1:04.549	47.101	1:51.650	70.29	2.554	15:03:10.575
4 -	1:03.348	47.354	1:50.702	70.89	1.606	15:05:01.277
5 -	1:03.529	45.619	1:49.148 (2)	71.90	0.052	15:06:50.425
6 -	1:03.131	45.965	1:49.096 (1)	71.93		15:08:39.521
7 -	1:03.193	46.550	1:49.743 (3)	71.51	0.647	15:10:29.264

P25 6		Daniel GOUGH		Suzuki SV650 - G Force Motorcycles		
IDEAL LAP TIME : 1:50.860		BEST LAP TIME : 1:51.285		DIFFERENCE : 0.425		
LAP	SECTOR 1	SECTOR 2	LAP TIME	MPH	DIFF	TIME OF DAY
1 -		48.065	2:02.229	64.20	10.944	14:59:29.144
2 -	1:06.046	46.291	1:52.337	69.86	1.052	15:01:21.481
3 -	1:04.803	46.482	1:51.285 (1)	70.52		15:03:12.766
4 -	1:04.569	47.066	1:51.635	70.30	0.350	15:05:04.401
5 -	1:04.846	46.635	1:51.481 (2)	70.39	0.196	15:06:55.882
6 -	1:05.243	46.317	1:51.560	70.34	0.275	15:08:47.442
7 -	1:04.660	46.895	1:51.555 (3)	70.35	0.270	15:10:38.997

Weather / Track : Cloudy / Dry

Cadwell Park
Circuit Length = 2.1800 miles
Start: 14:57 Flag 15:09 End: 15:11

BMCRC - MRO Championships 2021 - Rnd 3 @ Cadwell Park

MRO Minitwins

RACE 9 - SECTOR ANALYSIS



SECTOR 1 = FL to I1, SECTOR 2 = I1 to FL, DIFF = Difference To Personal Best Lap, P = Crossed Finish Line in Pit Lane, D = Time Disallowed

P26 474		Tom VAUGHAN		Suzuki SV650 - Matt "Fister" Wetherell		
IDEAL LAP TIME : 1:47.252		BEST LAP TIME : 1:47.414		DIFFERENCE : 0.162		
LAP	SECTOR 1	SECTOR 2	LAP TIME	MPH	DIFF	TIME OF DAY
1 -		51.716	2:17.355	57.13	29.941	14:59:44.270
2 -	1:06.781	46.440	1:53.221	69.31	5.807	15:01:37.491
3 -	1:03.483	45.113	1:48.596 (3)	72.26	1.182	15:03:26.087
4 -	1:04.021	47.193	1:51.214	70.56	3.800	15:05:17.301
5 -	1:05.467	47.253	1:52.720	69.62	5.306	15:07:10.021
6 -	1:03.046	44.368	1:47.414 (1)	73.06		15:08:57.435
7 -	1:02.884	44.828	1:47.712 (2)	72.86	0.298	15:10:45.147

P27 919		Andrew BELLIS		Suzuki SV650 - Cunco Ltd		
IDEAL LAP TIME : 1:51.787		BEST LAP TIME : 1:51.807		DIFFERENCE : 0.020		
LAP	SECTOR 1	SECTOR 2	LAP TIME	MPH	DIFF	TIME OF DAY
1 -		48.492	2:04.471	63.05	12.664	14:59:31.386
2 -	1:07.843	48.591	1:56.434	67.40	4.627	15:01:27.820
3 -	1:06.507	47.983	1:54.490	68.54	2.683	15:03:22.310
4 -	1:06.479	47.868	1:54.347	68.63	2.540	15:05:16.657
5 -	1:05.862	47.195	1:53.057 (3)	69.41	1.250	15:07:09.714
6 -	1:05.286	46.832	1:52.118 (2)	69.99	0.311	15:09:01.832
7 -	1:04.955	46.852	1:51.807 (1)	70.19		15:10:53.639

P28 99		Lee ELLIS		Suzuki SV650 -		
IDEAL LAP TIME : 1:51.144		BEST LAP TIME : 1:51.239		DIFFERENCE : 0.095		
LAP	SECTOR 1	SECTOR 2	LAP TIME	MPH	DIFF	TIME OF DAY
1 -		48.424	2:04.885	62.84	13.646	14:59:31.800
2 -	1:07.766	48.476	1:56.242	67.51	5.003	15:01:28.042
3 -	1:06.873	47.631	1:54.504	68.53	3.265	15:03:22.546
4 -	1:06.305	48.057	1:54.362	68.62	3.123	15:05:16.908
5 -	1:06.287	47.827	1:54.114 (3)	68.77	2.875	15:07:11.022
6 -	1:04.360	46.879	1:51.239 (1)	70.55		15:09:02.261
7 -	1:04.879	46.784	1:51.663 (2)	70.28	0.424	15:10:53.924

P29 47		Tristan BOHANAN		Suzuki SV650 - Myself		
IDEAL LAP TIME : 1:51.078		BEST LAP TIME : 1:51.342		DIFFERENCE : 0.264		
LAP	SECTOR 1	SECTOR 2	LAP TIME	MPH	DIFF	TIME OF DAY
1 -		48.237	2:05.320	62.62	13.978	14:59:32.235
2 -	1:07.672	48.321	1:55.993	67.65	4.651	15:01:28.228
3 -	1:06.974	47.563	1:54.537	68.51	3.195	15:03:22.765
4 -	1:06.682	47.643	1:54.325	68.64	2.983	15:05:17.090
5 -	1:06.477	47.715	1:54.192 (3)	68.72	2.850	15:07:11.282
6 -	1:04.645	46.697	1:51.342 (1)	70.48		15:09:02.624
7 -	1:05.093	46.433	1:51.526 (2)	70.36	0.184	15:10:54.150

P30 138		Craig JARMIN		Suzuki SV650 - BK Racing		
IDEAL LAP TIME : 1:53.742		BEST LAP TIME : 1:53.742		DIFFERENCE : 0.000		
LAP	SECTOR 1	SECTOR 2	LAP TIME	MPH	DIFF	TIME OF DAY
1 -		48.592	2:06.349	62.11	12.607	14:59:33.264
2 -	1:07.401	48.607	1:56.008	67.65	2.266	15:01:29.272
3 -	1:06.502	48.278	1:54.780	68.37	1.038	15:03:24.052
4 -	1:05.919	48.770	1:54.689 (3)	68.42	0.947	15:05:18.741
5 -	1:05.739	48.003	1:53.742 (1)	68.99		15:07:12.483
6 -	1:05.980	48.306	1:54.286 (2)	68.67	0.544	15:09:06.769
7 -	1:07.320	49.479	1:56.799	67.19	3.057	15:11:03.568

Weather / Track : Cloudy / Dry

Cadwell Park
Circuit Length = 2.1800 miles
Start: 14:57 Flag 15:09 End: 15:11

BMCRC - MRO Championships 2021 - Rnd 3 @ Cadwell Park

MRO Minitwins

RACE 9 - SECTOR ANALYSIS



SECTOR 1 = FL to I1, SECTOR 2 = I1 to FL, DIFF = Difference To Personal Best Lap, P = Crossed Finish Line in Pit Lane, D = Time Disallowed

P31 50		Adam RIDGWELL		Suzuki SV650 - Ridgely Racing		
IDEAL LAP TIME : 1:59.669		BEST LAP TIME : 2:00.183		DIFFERENCE : 0.514		
LAP	SECTOR 1	SECTOR 2	LAP TIME	MPH	DIFF	TIME OF DAY
1 -		50.968	2:10.555	60.11	10.372	14:59:37.470
2 -	1:09.908	51.591	2:01.499	64.59	1.316	15:01:38.969
3 -	1:10.233	51.392	2:01.625	64.52	1.442	15:03:40.594
4 -	1:08.980	51.693	2:00.673 (3)	65.03	0.490	15:05:41.267
5 -	1:09.466	50.717	2:00.183 (1)	65.30		15:07:41.450
6 -	1:09.881	50.689	2:00.570 (2)	65.09	0.387	15:09:42.020

P32 169		Robert MILES		Suzuki SV650 - the bike shop long eaton		
IDEAL LAP TIME : 2:02.566		BEST LAP TIME : 2:03.694		DIFFERENCE : 1.128		
LAP	SECTOR 1	SECTOR 2	LAP TIME	MPH	DIFF	TIME OF DAY
1 -		53.001	2:16.732	57.39	13.038	14:59:43.647
2 -	1:13.229	52.088	2:05.317	62.62	1.623	15:01:48.964
3 -	1:13.197	52.175	2:05.372	62.59	1.678	15:03:54.336
4 -	1:12.027	51.667	2:03.694 (1)	63.44		15:05:58.030
5 -	1:12.144	52.540	2:04.684 (3)	62.94	0.990	15:08:02.714
6 -	1:10.899	53.177	2:04.076 (2)	63.25	0.382	15:10:06.790

P33 70		Vanessa GILLAM		Suzuki SV650 - No More Straps Ltd		
IDEAL LAP TIME : 2:02.995		BEST LAP TIME : 2:03.653		DIFFERENCE : 0.658		
LAP	SECTOR 1	SECTOR 2	LAP TIME	MPH	DIFF	TIME OF DAY
1 -		53.213	2:17.268	57.17	13.615	14:59:44.183
2 -	1:13.442	52.487	2:05.929	62.32	2.276	15:01:50.112
3 -	1:13.079	51.742	2:04.821 (3)	62.87	1.168	15:03:54.933
4 -	1:12.432	51.221	2:03.653 (1)	63.46		15:05:58.586
5 -	1:11.774	56.603	2:08.377	61.13	4.724	15:08:06.963
6 -	1:12.255	52.299	2:04.554 (2)	63.00	0.901	15:10:11.517

P34 258		Ande FRIEND		Suzuki SV650 - Flying colours Motorcycle Training		
IDEAL LAP TIME : 1:44.514		BEST LAP TIME : 1:44.901		DIFFERENCE : 0.387		
LAP	SECTOR 1	SECTOR 2	LAP TIME	MPH	DIFF	TIME OF DAY
1 -		44.705	1:52.986 (3)	69.46	8.085	14:59:19.901
2 -	1:00.946	44.023	1:44.969 (2)	74.76	0.068	15:01:04.870
3 -	1:01.094	43.807	1:44.901 (1)	74.81		15:02:49.771

BMCRC - MRO Championships 2021 - Rnd 3 @ Cadwell Park

MRO Minitwins

RACE 9 - BEST SECTORS

SECTOR 1			SECTOR 2			IDEAL / BEST COMPARISON						
POS	NO	NAME	TIME	NO	NAME	TIME	POS	NO	NAME	IDEAL	BEST	DIFF
									PERFECT LAP	1:38.878		
1	95	REYNOLDS	57.591	95	REYNOLDS	41.287	1	95	REYNOLDS	1:38.878	1:38.985	0.107
2	78	POVAH	57.643	78	POVAH	41.463	2	78	POVAH	1:39.106	1:39.427	0.321
3	661	HARRIS	57.940	232	WETHERELL	41.496	3	661	HARRIS	1:39.484	1:39.492	0.008
4	96	HARRIS	57.997	661	HARRIS	41.544	4	96	HARRIS	1:39.639	1:39.767	0.128
5	232	WETHERELL	58.256	96	HARRIS	41.642	5	232	WETHERELL	1:39.752	1:39.801	0.049
6	19	LILLEY	58.266	710	HENSTOCK	42.133	6	19	LILLEY	1:40.719	1:40.719	0.000
7	191	GOOD	58.658	191	GOOD	42.296	7	191	GOOD	1:40.954	1:41.859	0.905
8	710	HENSTOCK	58.940	19	LILLEY	42.453	8	710	HENSTOCK	1:41.073	1:41.212	0.139
9	16	COOPER	59.334	5	MANTELL	42.724	9	5	MANTELL	1:42.173	1:42.558	0.385
10	5	MANTELL	59.449	16	COOPER	42.921	10	16	COOPER	1:42.255	1:42.327	0.072
11	56	INGHAM	59.969	66	DUCRAN	42.986	11	56	INGHAM	1:43.038	1:43.038	0.000
12	66	DUCRAN	1:00.137	56	INGHAM	43.069	12	66	DUCRAN	1:43.123	1:43.464	0.341
13	58	SHEEHAN	1:00.211	58	SHEEHAN	43.332	13	58	SHEEHAN	1:43.543	1:43.543	0.000
14	258	FRIEND	1:00.707	81	MAY	43.797	14	258	FRIEND	1:44.514	1:44.901	0.387
15	40	WILKINSON	1:01.145	258	FRIEND	43.807	15	81	MAY	1:45.681	1:45.794	0.113
16	81	MAY	1:01.884	474	VAUGHAN	44.368	16	40	WILKINSON	1:45.742	1:46.345	0.603
17	44	PARKER	1:01.922	84	BRANCO	44.521	17	84	BRANCO	1:46.814	1:47.366	0.552
18	34	JOHNSON	1:02.221	40	WILKINSON	44.597	18	474	VAUGHAN	1:47.252	1:47.414	0.162
19	84	BRANCO	1:02.293	140	LAWSON	44.994	19	44	PARKER	1:47.336	1:47.621	0.285
20	23	BECKETT	1:02.423	23	BECKETT	45.005	20	23	BECKETT	1:47.428	1:47.428	0.000
21	159	RIDGWELL	1:02.837	561	LESLIE	45.058	21	34	JOHNSON	1:47.674	1:47.674	0.000
22	474	VAUGHAN	1:02.884	44	PARKER	45.414	22	140	LAWSON	1:48.186	1:48.282	0.096
23	144	CRONIN	1:03.130	34	JOHNSON	45.453	23	561	LESLIE	1:48.294	1:48.310	0.016
24	51	DURANT	1:03.131	159	RIDGWELL	45.548	24	159	RIDGWELL	1:48.385	1:48.405	0.020
25	140	LAWSON	1:03.192	51	DURANT	45.619	25	51	DURANT	1:48.750	1:49.096	0.346
26	561	LESLIE	1:03.236	144	CRONIN	45.675	26	144	CRONIN	1:48.805	1:48.826	0.021
27	99	ELLIS	1:04.360	6	GOUGH	46.291	27	6	GOUGH	1:50.860	1:51.285	0.425
28	6	GOUGH	1:04.569	47	BOHANAN	46.433	28	47	BOHANAN	1:51.078	1:51.342	0.264
29	47	BOHANAN	1:04.645	99	ELLIS	46.784	29	99	ELLIS	1:51.144	1:51.239	0.095
30	919	BELLIS	1:04.955	919	BELLIS	46.832	30	919	BELLIS	1:51.787	1:51.807	0.020
31	138	JARMIN	1:05.739	138	JARMIN	48.003	31	138	JARMIN	1:53.742	1:53.742	0.000
32	50	RIDGWELL	1:08.980	50	RIDGWELL	50.689	32	50	RIDGWELL	1:59.669	2:00.183	0.514
33	169	MILES	1:10.899	70	GILLAM	51.221	33	169	MILES	2:02.566	2:03.694	1.128
34	70	GILLAM	1:11.774	169	MILES	51.667	34	70	GILLAM	2:02.995	2:03.653	0.658

Weather / Track : Cloudy / Dry

Results can be found at www.tsl-timing.com

Cadwell Park

Circuit Length = 2.1800 miles

Start: 14:57 Flag 15:09 End: 15:11

Printed - 15:12 Saturday, 26 June 2021

BMCRC - MRO Championships 2021 - Rnd 3 @ Cadwell Park

MRO Minitwins

RACE 9 - STATISTICS

Competitors Started 34
Planned Start 2021-06-26 @ 14:45:00.000
Actual Start 2021-06-26 @ 14:57:26.914
Finish Time 2021-06-26 @ 15:09:08.575
Track Length 2.1800mi.
Total Laps 231
Total Distance Covered 503.5843mi.

Session Fastest Lap History

NO	NAME	LAP TIME	TIME OF DAY	LAP	VEHICLE
95	John REYNOLDS	1:43.668	14:59:10.596	1	Suzuki SV650
95	John REYNOLDS	1:38.985	15:00:49.581	2	Suzuki SV650

Session Leader History

NO	NAME	FROM LAP	LAPS LED	DISTANCE	VEHICLE
95	John REYNOLDS	1	7	15.26 miles	Suzuki SV650

Flag History

TYPE	TIME OF DAY
GREEN	14:57:26.914
FINISH	15:09:08.575

Flag Statistics

TYPE	COUNT	TOTAL LAPS	TOTAL TIME
Green	1	7	13:38.704
Red	0	0	0.000
Safety Car	0	0	0.000
FCY	0	0	0.000

Weather / Track : Cloudy / Dry

Results can be found at www.tsl-timing.com

Cadwell Park
Circuit Length = 2.1800 miles
Start: 14:57 Flag 15:09 End: 15:11

Printed - 15:12 Saturday, 26 June 2021

MRO Minitwins

RACE 18 - GRID (7 Laps)

ROW 12		34	2:03.694	169	Robert MILES	35	744	Gary ANDERSON								
ROW 11	31	1:53.742		138	Craig JARMIN	32	2:00.183	50	Adam RIDGWELL	33	2:03.653	70	Vanessa GILLAM			
ROW 10			1:51.285	28	6	Daniel GOUGH			29	1:51.342	47	Tristan BOHANAN	30	1:51.807	919	Andrew BELLIS
ROW 9	25	1:48.826		144	Nick CRONIN	26	1:49.096	51	Andrew DURANT	27	1:51.239	99	Lee ELLIS			
ROW 8			1:48.282	22	140	Luke LAWSON			23	1:48.310	561	David LESLIE	24	1:48.405	159	Benn RIDGWELL
ROW 7	19	1:47.428		23	Claire BECKETT	20	1:47.621	44	Tony PARKER	21	1:47.674	34	Andrew JOHNSON			
ROW 6			1:46.345	16	40	Simon WILKINSON			17	1:47.366	84	Ricardo BRANCO	18	1:47.414	474	Tom VAUGHAN
ROW 5	13	1:43.543		58	James SHEEHAN	14	1:44.901	258	Ande FRIEND	15	1:45.794	81	Malvern MAY			
ROW 4			1:42.558	10	5	Barry MANTELL			11	1:43.038	56	Jamie INGHAM	12	1:43.464	66	Mitch DUCRAN
ROW 3	7	1:41.212		710	Craig HENSTOCK	8	1:41.859	191	Daniel GOOD	9	1:42.327	16	Martin COOPER			
ROW 2			1:39.767	4	96	Dan HARRIS			5	1:39.801	232	Matt WETHERELL	6	1:40.719	19	Kevin LILLEY
ROW 1	1	1:38.985		95	John REYNOLDS	2	1:39.427	78	Keith POVAH	3	1:39.492	661	Cameron HARRIS			
					Pole											

These results are provisional until the conclusion of any judicial and technical matters.

Cadwell Park
Circuit Length = 2.1800 miles

Clerk Of Course :	Stewards :	Timekeeper :
-------------------	------------	--------------

Results can be found at www.tsl-timing.com

Printed - 15:14 Saturday, 26 June 2021



BMCRC - MRO Championships 2021 - Rnd 3 @ Cadwell Park



MRO Minitwins

RACE 18 - CLASSIFICATION

POS	NO	NAME	ENTRY	LAPS	TIME	GAP	DIFF	MPH	BEST	ON
1	96	Dan HARRIS	Suzuki SV650 - HP Racing	7	12:24.728			73.76	1:43.657	3
2	661	Cameron HARRIS	Suzuki SV650 - HARRIS PERFORMANCE	7	12:35.992	11.264	11.264	72.66	1:46.192	4
3	78	Keith POVAH	Suzuki SV650 - Instagram @crap.sack give us a foll	7	12:41.578	16.850	5.586	72.13	1:46.859	3
4	191	Daniel GOOD	Suzuki SV650 - Quality Fast Facades and Joblings c	7	12:45.526	20.798	3.948	71.76	1:46.542	7
5	16	Martin COOPER	Suzuki SV650 -	7	12:46.699	21.971	1.173	71.65	1:47.851	2
6	232	Matt WETHERELL	Suzuki SV650 - MSG Racing/Lamonde.com/FWR T	7	12:52.074	27.346	5.375	71.15	1:46.328	7
7	95	John REYNOLDS	Suzuki SV650 - Fins Motorcycles	7	13:07.448	42.720	15.374	69.76	1:49.100	7
8	58	James SHEEHAN	Suzuki SV650 - Sheehan Racing	7	13:08.392	43.664	0.944	69.68	1:48.702	2
9	5	Barry MANTELL	Suzuki SV650 S - Swedish car connection	7	13:21.831	57.103	13.439	68.51	1:52.171	5
10	34	Andrew JOHNSON	Suzuki SV650 - Rose & Charlie Racing	7	13:33.090	1:08.362	11.259	67.56	1:52.037	4
11	66	Mitch DUCRAN	Suzuki SV650 -	7	13:34.065	1:09.337	0.975	67.48	1:51.322	7
12	56	Jamie INGHAM	Suzuki SV650 - Oadby motorcycle services	7	13:35.740	1:11.012	1.675	67.34	1:53.735	3
13	23	Claire BECKETT	Suzuki SV650 - P Sheils & Sons	7	13:36.022	1:11.294	0.282	67.32	1:53.772	6
14	40	Simon WILKINSON	Suzuki SV650 - S P Wilkinson Engineering Ltd	7	13:36.167	1:11.439	0.145	67.31	1:52.591	5
15	159	Benn RIDGWELL	Suzuki SV650 - Ridgely Racing	7	13:37.512	1:12.784	1.345	67.19	1:53.751	3
16	561	David LESLIE	Suzuki SV650 -	7	13:37.870	1:13.142	0.358	67.17	1:52.856	6
17	81	Malvern MAY	Suzuki SV650 -	7	13:40.287	1:15.559	2.417	66.97	1:52.360	6
18	84	Ricardo BRANCO	Suzuki SV650 - IMP Racing	7	13:45.207	1:20.479	4.920	66.57	1:55.069	7
19	47	Tristan BOHANAN	Suzuki SV650 - Myself	7	13:47.731	1:23.003	2.524	66.36	1:53.909	7
20	51	Andrew DURANT	Suzuki SV650 -	7	13:51.733	1:27.005	4.002	66.05	1:55.111	4
21	99	Lee ELLIS	Suzuki SV650 -	7	14:11.027	1:46.299	19.294	64.55	1:57.013	6
22	919	Andrew BELLIS	Suzuki SV650 - Cunco Ltd	6	12:37.567	1 Lap	1 Lap	62.15	1:59.169	6
23	138	Craig JARMIN	Suzuki SV650 - BK Racing	6	12:38.528	1 Lap	0.961	62.07	2:00.433	6
24	70	Vanessa GILLAM	Suzuki SV650 - No More Straps Ltd	6	13:20.822	1 Lap	42.294	58.80	2:06.321	6

NOT CLASSIFIED

DNF	44	Tony PARKER	Suzuki SV650 - Emerald Elevators/PriceLess Copier	4	7:55.032	3 Laps	2 Laps	66.08	1:53.810	4
DNF	19	Kevin LILLEY	Suzuki SV650 - Trafalgar Cleaning Eqpt. / Steve Jor	0						
DNF	710	Craig HENSTOCK	Suzuki SV650 - Alheavy Ltd / Kronos Threat Manag	0						
DNF	6	Daniel GOUGH	Suzuki SV650 - G Force Motorcycles	0						
DNF	50	Adam RIDGWELL	Suzuki SV650 - Ridgely Racing	0						
NS	258	Ande FRIEND	Suzuki SV650 - Flying colours Motorcycle Training	0						
NS	474	Tom VAUGHAN	Suzuki SV650 - Matt "Fister" Wetherell	0						
NS	140	Luke LAWSON	Suzuki SV650 - Lpl plastering and maintenance	0						
NS	144	Nick CRONIN	Suzuki SV650 -	0						
NS	169	Robert MILES	Suzuki SV650 - the bike shop long eaton	0						
NS	744	Gary ANDERSON	Suzuki SV650 - A&M MOT Services. Guildford	0						

FASTEST LAP

96	Dan HARRIS	Suzuki SV650 - HP Racing	3	1:43.657	75.71 mph	121.84 kph
----	------------	--------------------------	---	----------	-----------	------------

92.5% of Race Speed = 68.22 mph

Weather / Track : Cloudy / Drying

These results are provisional until the conclusion of any judicial and technical matters.

Cadwell Park: 2.1800 miles
Race Distance: 7 Laps / 15.26 miles
Start: 09:24 Flag 09:37 End: 09:38

Clerk Of Course :	Stewards :	Timekeeper : Sarah Evans
-------------------	------------	--------------------------

Results can be found at www.tsl-timing.com

Printed - 09:39 Sunday, 27 June 2021



BMCRC - MRO Championships 2021 - Rnd 3 @ Cadwell Park

MRO Minitwins

RACE 18 - LAP CHART

LAP 1 @ 09:26:34.055

NO	BEHIND	LAP TIME
78		1:53.363
661	0.129	1:53.492
96	0.158	1:53.521
16	1.568	1:54.931
191	2.424	1:55.787
58	4.055	1:57.418
232	4.076	1:57.439
5	8.566	2:01.929
95	8.871	2:02.234
56	12.079	2:05.442
23	12.295	2:05.658
44	14.907	2:08.270
66	15.183	2:08.546
40	15.365	2:08.728
84	15.858	2:09.221
159	15.901	2:09.264
34	17.212	2:10.575
81	17.271	2:10.634
51	17.866	2:11.229
561	17.893	2:11.256
99	21.115	2:14.478
47	21.413	2:14.776
919	26.195	2:19.558
138	28.019	2:21.382
70	36.088	2:29.451

LAP 2 @ 09:28:19.303

NO	BEHIND	LAP TIME
96		1:45.090
78	1.754	1:47.002
661	1.853	1:46.972
16	4.171	1:47.851
191	7.374	1:50.198
58	7.509	1:48.702
232	10.512	1:51.684
95	15.574	1:51.951
5	18.633	1:55.315
56	23.516	1:56.685
23	23.656	1:56.609
159	25.644	1:54.991
44	27.452	1:57.793
66	28.729	1:58.794
40	29.031	1:58.914
34	29.336	1:57.372
84	29.393	1:58.783
81	30.415	1:58.392
561	30.565	1:57.920
51	32.440	1:59.822
47	34.064	1:57.899
99	37.503	2:01.636
919	47.728	2:06.781
138	48.773	2:06.002
70	1:07.183	2:16.343

LAP 3 @ 09:30:02.960

NO	BEHIND	LAP TIME
96		1:43.657
78	4.956	1:46.859
661	5.268	1:47.072
16	8.989	1:48.475
191	12.332	1:48.615

58	13.056	1:49.204
232	17.034	1:50.179
95	23.165	1:51.248
5	28.338	1:53.362
56	33.594	1:53.735
23	34.846	1:54.847
159	35.738	1:53.751
44	38.954	1:55.159
34	39.030	1:53.351
66	41.105	1:56.033
40	41.259	1:55.885
84	42.181	1:56.445
561	42.427	1:55.519
81	42.869	1:56.111
51	45.488	1:56.705
47	46.016	1:55.609
99	55.116	2:01.270
919	1:09.660	2:05.589
138	1:10.985	2:05.869
70	1:35.822	2:12.296

LAP 4 @ 09:31:47.467

NO	BEHIND	LAP TIME
96		1:44.507
661	6.953	1:46.192
78	7.805	1:47.356
16	14.089	1:49.607
191	16.808	1:48.983
58	19.210	1:50.661
232	21.574	1:49.047
95	30.085	1:51.427
5	36.027	1:52.196
56	44.636	1:55.549
23	46.289	1:55.950
159	46.421	1:55.190
34	46.560	1:52.037
44	48.257	1:53.810
66	50.605	1:54.007
40	50.795	1:54.043
561	51.065	1:53.145
84	52.768	1:55.094
81	53.153	1:54.791
51	56.092	1:55.111
47	56.608	1:55.099
99	1:10.747	2:00.138
919	1:28.440	2:03.287
138	1:29.225	2:02.747

LAP 5 @ 09:33:33.177

NO	BEHIND	LAP TIME
96		1:45.710
661	8.556	1:47.313
78	9.583	1:47.488
70	1 Lap	2:09.510
16	17.023	1:48.644
191	18.387	1:47.289
232	25.033	1:49.169
58	27.529	1:54.029
95	35.055	1:50.680
5	42.488	1:52.171
56	52.818	1:53.892
34	54.463	1:53.613
23	55.341	1:54.762
159	55.499	1:54.788

66	57.532	1:52.637
40	57.676	1:52.591
561	58.792	1:53.437
81	1:01.213	1:53.770
84	1:02.330	1:55.272
51	1:06.025	1:55.643
47	1:06.599	1:55.701
99	1:24.424	1:59.387
138	1:45.610	2:02.095
919	1:45.913	2:03.183

LAP 6 @ 09:35:19.133

NO	BEHIND	LAP TIME
96		1:45.956
661	8.922	1:46.322
78	11.407	1:47.780
16	19.873	1:48.806
191	20.543	1:48.112
232	27.305	1:48.228
70	1 Lap	2:06.901
58	36.127	1:54.554
95	39.907	1:50.808
5	49.096	1:52.564
34	1:01.277	1:52.770
56	1:01.336	1:54.474
23	1:03.157	1:53.772
66	1:04.302	1:52.726
40	1:04.626	1:52.906
159	1:04.664	1:55.121
561	1:05.692	1:52.856
81	1:07.617	1:52.360
84	1:11.697	1:55.323
47	1:15.381	1:54.738
51	1:16.480	1:56.411
99	1:35.481	1:57.013

LAP 7 @ 09:37:05.420

NO	BEHIND	LAP TIME
96		1:46.287
661	11.264	1:48.629
919	1 Lap	1:59.169
138	1 Lap	2:00.433
78	16.850	1:51.730
191	20.798	1:46.542
16	21.971	1:48.385
232	27.346	1:46.328
95	42.720	1:49.100
58	43.664	1:53.824
70	1 Lap	2:06.321
5	57.103	1:54.294
34	1:08.362	1:53.372
66	1:09.337	1:51.322
56	1:11.012	1:55.963
23	1:11.294	1:54.424
40	1:11.439	1:53.100
159	1:12.784	1:54.407
561	1:13.142	1:53.737
81	1:15.559	1:54.229
84	1:20.479	1:55.069
47	1:23.003	1:53.909
51	1:27.005	1:56.812
99	1:46.299	1:57.105

Weather / Track : Cloudy / Drying

Results can be found at www.tsl-timing.com

Cadwell Park
Circuit Length = 2.1800 miles
Start: 09:24 Flag 09:37 End: 09:38

Printed - 09:40 Sunday, 27 June 2021

BMCRC - MRO Championships 2021 - Rnd 3 @ Cadwell Park

MRO Minitwins

RACE 18 - SECTOR ANALYSIS



SECTOR 1 = FL to I1, SECTOR 2 = I1 to FL, DIFF = Difference To Personal Best Lap, P = Crossed Finish Line in Pit Lane, D = Time Disallowed

P1 96		Dan HARRIS		Suzuki SV650 - HP Racing		
IDEAL LAP TIME : 1:43.657		BEST LAP TIME : 1:43.657		DIFFERENCE : 0.000		
LAP	SECTOR 1	SECTOR 2	LAP TIME	MPH	DIFF	TIME OF DAY
1 -		46.194	1:53.521	69.13	9.864	09:26:34.213
2 -	1:00.662	44.428	1:45.090 (3)	74.67	1.433	09:28:19.303
3 -	59.943	43.714	1:43.657 (1)	75.71		09:30:02.960
4 -	59.985	44.522	1:44.507 (2)	75.09	0.850	09:31:47.467
5 -	1:00.796	44.914	1:45.710	74.24	2.053	09:33:33.177
6 -	1:00.674	45.282	1:45.956	74.06	2.299	09:35:19.133
7 -	1:00.601	45.686	1:46.287	73.83	2.630	09:37:05.420

P2 661		Cameron HARRIS		Suzuki SV650 - HARRIS PERFORMANCE		
IDEAL LAP TIME : 1:46.177		BEST LAP TIME : 1:46.192		DIFFERENCE : 0.015		
LAP	SECTOR 1	SECTOR 2	LAP TIME	MPH	DIFF	TIME OF DAY
1 -		46.373	1:53.492	69.15	7.300	09:26:34.184
2 -	1:01.695	45.277	1:46.972 (3)	73.36	0.780	09:28:21.156
3 -	1:01.720	45.352	1:47.072	73.29	0.880	09:30:08.228
4 -	1:01.097	45.095	1:46.192 (1)	73.90		09:31:54.420
5 -	1:01.771	45.542	1:47.313	73.13	1.121	09:33:41.733
6 -	1:01.242	45.080	1:46.322 (2)	73.81	0.130	09:35:28.055
7 -	1:01.844	46.785	1:48.629	72.24	2.437	09:37:16.684

P3 78		Keith POVAH		Suzuki SV650 - Instagram @crap.sack give us a follow!		
IDEAL LAP TIME : 1:46.814		BEST LAP TIME : 1:46.859		DIFFERENCE : 0.045		
LAP	SECTOR 1	SECTOR 2	LAP TIME	MPH	DIFF	TIME OF DAY
1 -		46.465	1:53.363	69.22	6.504	09:26:34.055
2 -	1:01.627	45.375	1:47.002 (2)	73.34	0.143	09:28:21.057
3 -	1:01.439	45.420	1:46.859 (1)	73.44		09:30:07.916
4 -	1:01.859	45.497	1:47.356 (3)	73.10	0.497	09:31:55.272
5 -	1:01.652	45.836	1:47.488	73.01	0.629	09:33:42.760
6 -	1:01.917	45.863	1:47.780	72.81	0.921	09:35:30.540
7 -	1:03.735	47.995	1:51.730	70.24	4.871	09:37:22.270

P4 191		Daniel GOOD		Suzuki SV650 - Quality Fast Facades and Joblings of Whitley Bc		
IDEAL LAP TIME : 1:46.478		BEST LAP TIME : 1:46.542		DIFFERENCE : 0.064		
LAP	SECTOR 1	SECTOR 2	LAP TIME	MPH	DIFF	TIME OF DAY
1 -		47.391	1:55.787	67.77	9.245	09:26:36.479
2 -	1:02.929	47.269	1:50.198	71.21	3.656	09:28:26.677
3 -	1:01.885	46.730	1:48.615	72.25	2.073	09:30:15.292
4 -	1:02.162	46.821	1:48.983	72.01	2.441	09:32:04.275
5 -	1:01.393	45.896	1:47.289 (2)	73.14	0.747	09:33:51.564
6 -	1:01.716	46.396	1:48.112 (3)	72.59	1.570	09:35:39.676
7 -	1:00.582	45.960	1:46.542 (1)	73.66		09:37:26.218

P5 16		Martin COOPER		Suzuki SV650 -		
IDEAL LAP TIME : 1:47.851		BEST LAP TIME : 1:47.851		DIFFERENCE : 0.000		
LAP	SECTOR 1	SECTOR 2	LAP TIME	MPH	DIFF	TIME OF DAY
1 -		45.990	1:54.931	68.28	7.080	09:26:35.623
2 -	1:02.071	45.780	1:47.851 (1)	72.76		09:28:23.474
3 -	1:02.169	46.306	1:48.475 (3)	72.34	0.624	09:30:11.949
4 -	1:03.508	46.099	1:49.607	71.60	1.756	09:32:01.556
5 -	1:02.839	45.805	1:48.644	72.23	0.793	09:33:50.200
6 -	1:02.921	45.885	1:48.806	72.12	0.955	09:35:39.006
7 -	1:02.479	45.906	1:48.385 (2)	72.40	0.534	09:37:27.391

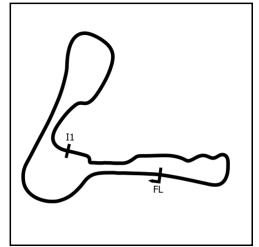
Weather / Track : Cloudy / Drying

Cadwell Park
Circuit Length = 2.1800 miles
Start: 09:24 Flag 09:37 End: 09:38

BMCRC - MRO Championships 2021 - Rnd 3 @ Cadwell Park

MRO Minitwins

RACE 18 - SECTOR ANALYSIS



SECTOR 1 = FL to I1, SECTOR 2 = I1 to FL, DIFF = Difference To Personal Best Lap, P = Crossed Finish Line in Pit Lane, D = Time Disallowed

P6 232		Matt WETHERELL		Suzuki SV650 - MSG Racing/Lamonde.com/FWR Tyres		
IDEAL LAP TIME : 1:46.328		BEST LAP TIME : 1:46.328		DIFFERENCE : 0.000		
LAP	SECTOR 1	SECTOR 2	LAP TIME	MPH	DIFF	TIME OF DAY
1 -		48.281	1:57.439	66.82	11.111	09:26:38.131
2 -	1:04.256	47.428	1:51.684	70.27	5.356	09:28:29.815
3 -	1:02.309	47.870	1:50.179	71.23	3.851	09:30:19.994
4 -	1:01.641	47.406	1:49.047 (3)	71.96	2.719	09:32:09.041
5 -	1:02.171	46.998	1:49.169	71.88	2.841	09:33:58.210
6 -	1:01.533	46.695	1:48.228 (2)	72.51	1.900	09:35:46.438
7 -	1:00.415	45.913	1:46.328 (1)	73.80		09:37:32.766

P7 95		John REYNOLDS		Suzuki SV650 - Fins Motorcycles		
IDEAL LAP TIME : 1:49.100		BEST LAP TIME : 1:49.100		DIFFERENCE : 0.000		
LAP	SECTOR 1	SECTOR 2	LAP TIME	MPH	DIFF	TIME OF DAY
1 -		48.686	2:02.234	64.20	13.134	09:26:42.926
2 -	1:05.013	46.938	1:51.951	70.10	2.851	09:28:34.877
3 -	1:03.690	47.558	1:51.248	70.54	2.148	09:30:26.125
4 -	1:03.746	47.681	1:51.427	70.43	2.327	09:32:17.552
5 -	1:03.756	46.924	1:50.680 (2)	70.90	1.580	09:34:08.232
6 -	1:03.845	46.963	1:50.808 (3)	70.82	1.708	09:35:59.040
7 -	1:02.541	46.559	1:49.100 (1)	71.93		09:37:48.140

P8 58		James SHEEHAN		Suzuki SV650 - Sheehan Racing		
IDEAL LAP TIME : 1:48.467		BEST LAP TIME : 1:48.702		DIFFERENCE : 0.235		
LAP	SECTOR 1	SECTOR 2	LAP TIME	MPH	DIFF	TIME OF DAY
1 -		45.859	1:57.418	66.83	8.716	09:26:38.110
2 -	1:02.608	46.094	1:48.702 (1)	72.19		09:28:26.812
3 -	1:03.142	46.062	1:49.204 (2)	71.86	0.502	09:30:16.016
4 -	1:03.025	47.636	1:50.661 (3)	70.91	1.959	09:32:06.677
5 -	1:05.420	48.609	1:54.029	68.82	5.327	09:34:00.706
6 -	1:06.014	48.540	1:54.554	68.50	5.852	09:35:55.260
7 -	1:06.010	47.814	1:53.824	68.94	5.122	09:37:49.084

P9 5		Barry MANTELL		Suzuki SV650 S - Swedish car connection		
IDEAL LAP TIME : 1:51.906		BEST LAP TIME : 1:52.171		DIFFERENCE : 0.265		
LAP	SECTOR 1	SECTOR 2	LAP TIME	MPH	DIFF	TIME OF DAY
1 -		49.572	2:01.929	64.36	9.758	09:26:42.621
2 -	1:05.733	49.582	1:55.315	68.05	3.144	09:28:37.936
3 -	1:04.065	49.297	1:53.362	69.23	1.191	09:30:31.298
4 -	1:02.966	49.230	1:52.196 (2)	69.94	0.025	09:32:23.494
5 -	1:03.153	49.018	1:52.171 (1)	69.96		09:34:15.665
6 -	1:03.624	48.940	1:52.564 (3)	69.72	0.393	09:36:08.229
7 -	1:04.621	49.673	1:54.294	68.66	2.123	09:38:02.523

P10 34		Andrew JOHNSON		Suzuki SV650 - Rose & Charlie Racing		
IDEAL LAP TIME : 1:51.779		BEST LAP TIME : 1:52.037		DIFFERENCE : 0.258		
LAP	SECTOR 1	SECTOR 2	LAP TIME	MPH	DIFF	TIME OF DAY
1 -		50.274	2:10.575	60.10	18.538	09:26:51.267
2 -	1:08.159	49.213	1:57.372	66.86	5.335	09:28:48.639
3 -	1:05.327	48.024	1:53.351 (3)	69.23	1.314	09:30:41.990
4 -	1:04.891	47.146	1:52.037 (1)	70.04		09:32:34.027
5 -	1:05.875	47.738	1:53.613	69.07	1.576	09:34:27.640
6 -	1:04.633	48.137	1:52.770 (2)	69.59	0.733	09:36:20.410
7 -	1:05.487	47.885	1:53.372	69.22	1.335	09:38:13.782

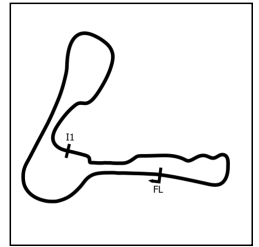
Weather / Track : Cloudy / Drying

Cadwell Park
Circuit Length = 2.1800 miles
Start: 09:24 Flag 09:37 End: 09:38

BMCRC - MRO Championships 2021 - Rnd 3 @ Cadwell Park

MRO Minitwins

RACE 18 - SECTOR ANALYSIS



SECTOR 1 = FL to I1, SECTOR 2 = I1 to FL, DIFF = Difference To Personal Best Lap, P = Crossed Finish Line in Pit Lane, D = Time Disallowed

P11 66		Mitch DUCRAN		Suzuki SV650 -		
IDEAL LAP TIME : 1:51.143		BEST LAP TIME : 1:51.322		DIFFERENCE : 0.179		
LAP	SECTOR 1	SECTOR 2	LAP TIME	MPH	DIFF	TIME OF DAY
1 -		53.074	2:08.546	61.05	17.224	09:26:49.238
2 -	1:07.735	51.059	1:58.794	66.06	7.472	09:28:48.032
3 -	1:05.034	50.999	1:56.033	67.63	4.711	09:30:44.065
4 -	1:03.474	50.533	1:54.007	68.83	2.685	09:32:38.072
5 -	1:03.833	48.804	1:52.637 (2)	69.67	1.315	09:34:30.709
6 -	1:03.299	49.427	1:52.726 (3)	69.62	1.404	09:36:23.435
7 -	1:03.478	47.844	1:51.322 (1)	70.49		09:38:14.757

P12 56		Jamie INGHAM		Suzuki SV650 - Oadby motorcycle services		
IDEAL LAP TIME : 1:52.977		BEST LAP TIME : 1:53.735		DIFFERENCE : 0.758		
LAP	SECTOR 1	SECTOR 2	LAP TIME	MPH	DIFF	TIME OF DAY
1 -		50.558	2:05.442	62.56	11.707	09:26:46.134
2 -	1:06.745	49.940	1:56.685	67.25	2.950	09:28:42.819
3 -	1:05.493	48.242	1:53.735 (1)	69.00		09:30:36.554
4 -	1:05.405	50.144	1:55.549	67.91	1.814	09:32:32.103
5 -	1:04.735	49.157	1:53.892 (2)	68.90	0.157	09:34:25.995
6 -	1:05.642	48.832	1:54.474 (3)	68.55	0.739	09:36:20.469
7 -	1:05.734	50.229	1:55.963	67.67	2.228	09:38:16.432

P13 23		Claire BECKETT		Suzuki SV650 - P Sheils & Sons		
IDEAL LAP TIME : 1:53.772		BEST LAP TIME : 1:53.772		DIFFERENCE : 0.000		
LAP	SECTOR 1	SECTOR 2	LAP TIME	MPH	DIFF	TIME OF DAY
1 -		50.433	2:05.658	62.45	11.886	09:26:46.350
2 -	1:07.047	49.562	1:56.609	67.30	2.837	09:28:42.959
3 -	1:05.898	48.949	1:54.847	68.33	1.075	09:30:37.806
4 -	1:06.076	49.874	1:55.950	67.68	2.178	09:32:33.756
5 -	1:05.792	48.970	1:54.762 (3)	68.38	0.990	09:34:28.518
6 -	1:04.834	48.938	1:53.772 (1)	68.98		09:36:22.290
7 -	1:04.985	49.439	1:54.424 (2)	68.58	0.652	09:38:16.714

P14 40		Simon WILKINSON		Suzuki SV650 - S P Wilkinson Engineering Ltd		
IDEAL LAP TIME : 1:52.253		BEST LAP TIME : 1:52.591		DIFFERENCE : 0.338		
LAP	SECTOR 1	SECTOR 2	LAP TIME	MPH	DIFF	TIME OF DAY
1 -		51.739	2:08.728	60.96	16.137	09:26:49.420
2 -	1:08.657	50.257	1:58.914	65.99	6.323	09:28:48.334
3 -	1:06.135	49.750	1:55.885	67.72	3.294	09:30:44.219
4 -	1:04.434	49.609	1:54.043	68.81	1.452	09:32:38.262
5 -	1:04.252	48.339	1:52.591 (1)	69.70		09:34:30.853
6 -	1:03.922	48.984	1:52.906 (2)	69.50	0.315	09:36:23.759
7 -	1:03.914	49.186	1:53.100 (3)	69.39	0.509	09:38:16.859

P15 159		Benn RIDGWELL		Suzuki SV650 - Ridgely Racing		
IDEAL LAP TIME : 1:53.346		BEST LAP TIME : 1:53.751		DIFFERENCE : 0.405		
LAP	SECTOR 1	SECTOR 2	LAP TIME	MPH	DIFF	TIME OF DAY
1 -		49.326	2:09.264	60.71	15.513	09:26:49.956
2 -	1:06.814	48.177	1:54.991	68.24	1.240	09:28:44.947
3 -	1:05.859	47.892	1:53.751 (1)	68.99		09:30:38.698
4 -	1:05.801	49.389	1:55.190	68.13	1.439	09:32:33.888
5 -	1:06.486	48.302	1:54.788 (3)	68.37	1.037	09:34:28.676
6 -	1:05.454	49.667	1:55.121	68.17	1.370	09:36:23.797
7 -	1:05.988	48.419	1:54.407 (2)	68.59	0.656	09:38:18.204

Weather / Track : Cloudy / Drying

Cadwell Park
Circuit Length = 2.1800 miles
Start: 09:24 Flag 09:37 End: 09:38

BMCRC - MRO Championships 2021 - Rnd 3 @ Cadwell Park

MRO Minitwins

RACE 18 - SECTOR ANALYSIS



SECTOR 1 = FL to I1, SECTOR 2 = I1 to FL, DIFF = Difference To Personal Best Lap, P = Crossed Finish Line in Pit Lane, D = Time Disallowed

P16 561		David LESLIE		Suzuki SV650 -		
IDEAL LAP TIME : 1:52.673		BEST LAP TIME : 1:52.856		DIFFERENCE : 0.183		
LAP	SECTOR 1	SECTOR 2	LAP TIME	MPH	DIFF	TIME OF DAY
1 -		49.828	2:11.256	59.79	18.400	09:26:51.948
2 -	1:08.063	49.857	1:57.920	66.55	5.064	09:28:49.868
3 -	1:06.990	48.529	1:55.519	67.93	2.663	09:30:45.387
4 -	1:05.650	47.495	1:53.145 (2)	69.36	0.289	09:32:38.532
5 -	1:05.643	47.794	1:53.437 (3)	69.18	0.581	09:34:31.969
6 -	1:05.642	47.214	1:52.856 (1)	69.54		09:36:24.825
7 -	1:05.459	48.278	1:53.737	69.00	0.881	09:38:18.562

P17 81		Malvern MAY		Suzuki SV650 -		
IDEAL LAP TIME : 1:52.360		BEST LAP TIME : 1:52.360		DIFFERENCE : 0.000		
LAP	SECTOR 1	SECTOR 2	LAP TIME	MPH	DIFF	TIME OF DAY
1 -		50.889	2:10.634	60.07	18.274	09:26:51.326
2 -	1:08.348	50.044	1:58.392	66.28	6.032	09:28:49.718
3 -	1:06.613	49.498	1:56.111	67.59	3.751	09:30:45.829
4 -	1:06.153	48.638	1:54.791	68.36	2.431	09:32:40.620
5 -	1:06.305	47.465	1:53.770 (2)	68.98	1.410	09:34:34.390
6 -	1:05.193	47.167	1:52.360 (1)	69.84		09:36:26.750
7 -	1:06.272	47.957	1:54.229 (3)	68.70	1.869	09:38:20.979

P18 84		Ricardo BRANCO		Suzuki SV650 - IMP Racing		
IDEAL LAP TIME : 1:54.456		BEST LAP TIME : 1:55.069		DIFFERENCE : 0.613		
LAP	SECTOR 1	SECTOR 2	LAP TIME	MPH	DIFF	TIME OF DAY
1 -		50.935	2:09.221	60.73	14.152	09:26:49.913
2 -	1:08.724	50.059	1:58.783	66.07	3.714	09:28:48.696
3 -	1:07.089	49.356	1:56.445	67.39	1.376	09:30:45.141
4 -	1:06.340	48.754	1:55.094 (2)	68.18	0.025	09:32:40.235
5 -	1:07.057	48.215	1:55.272 (3)	68.08	0.203	09:34:35.507
6 -	1:06.241	49.082	1:55.323	68.05	0.254	09:36:30.830
7 -	1:06.268	48.801	1:55.069 (1)	68.20		09:38:25.899

P19 47		Tristan BOHANAN		Suzuki SV650 - Myself		
IDEAL LAP TIME : 1:53.909		BEST LAP TIME : 1:53.909		DIFFERENCE : 0.000		
LAP	SECTOR 1	SECTOR 2	LAP TIME	MPH	DIFF	TIME OF DAY
1 -		52.247	2:14.776	58.23	20.867	09:26:55.468
2 -	1:08.756	49.143	1:57.899	66.56	3.990	09:28:53.367
3 -	1:06.760	48.849	1:55.609	67.88	1.700	09:30:48.976
4 -	1:06.043	49.056	1:55.099 (3)	68.18	1.190	09:32:44.075
5 -	1:07.038	48.663	1:55.701	67.83	1.792	09:34:39.776
6 -	1:06.394	48.344	1:54.738 (2)	68.39	0.829	09:36:34.514
7 -	1:05.783	48.126	1:53.909 (1)	68.89		09:38:28.423

P20 51		Andrew DURANT		Suzuki SV650 -		
IDEAL LAP TIME : 1:54.956		BEST LAP TIME : 1:55.111		DIFFERENCE : 0.155		
LAP	SECTOR 1	SECTOR 2	LAP TIME	MPH	DIFF	TIME OF DAY
1 -		50.252	2:11.229	59.80	16.118	09:26:51.921
2 -	1:08.637	51.185	1:59.822	65.49	4.711	09:28:51.743
3 -	1:07.797	48.908	1:56.705	67.24	1.594	09:30:48.448
4 -	1:06.153	48.958	1:55.111 (1)	68.17		09:32:43.559
5 -	1:06.815	48.828	1:55.643 (2)	67.86	0.532	09:34:39.202
6 -	1:07.608	48.803	1:56.411 (3)	67.41	1.300	09:36:35.613
7 -	1:07.360	49.452	1:56.812	67.18	1.701	09:38:32.425

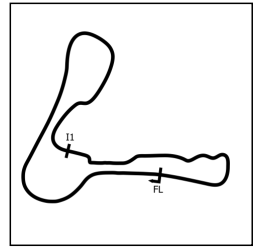
Weather / Track : Cloudy / Drying

Cadwell Park
Circuit Length = 2.1800 miles
Start: 09:24 Flag 09:37 End: 09:38

BMCRC - MRO Championships 2021 - Rnd 3 @ Cadwell Park

MRO Minitwins

RACE 18 - SECTOR ANALYSIS



SECTOR 1 = FL to I1, SECTOR 2 = I1 to FL, DIFF = Difference To Personal Best Lap, P = Crossed Finish Line in Pit Lane, D = Time Disallowed

P21 99		Lee ELLIS		Suzuki SV650 -			
IDEAL LAP TIME : 1:56.754		BEST LAP TIME : 1:57.013		DIFFERENCE : 0.259			
LAP	SECTOR 1	SECTOR 2	LAP TIME	MPH	DIFF	TIME OF DAY	
1 -		52.183	2:14.478	58.35	17.465	09:26:55.170	
2 -	1:10.184	51.452	2:01.636	64.52	4.623	09:28:56.806	
3 -	1:09.710	51.560	2:01.270	64.71	4.257	09:30:58.076	
4 -	1:09.029	51.109	2:00.138	65.32	3.125	09:32:58.214	
5 -	1:08.503	50.884	1:59.387 (3)	65.73	2.374	09:34:57.601	
6 -	1:07.639	49.374	1:57.013 (1)	67.07		09:36:54.614	
7 -	1:07.380	49.725	1:57.105 (2)	67.01	0.092	09:38:51.719	

P22 919		Andrew BELLIS		Suzuki SV650 - Cunco Ltd			
IDEAL LAP TIME : 1:59.169		BEST LAP TIME : 1:59.169		DIFFERENCE : 0.000			
LAP	SECTOR 1	SECTOR 2	LAP TIME	MPH	DIFF	TIME OF DAY	
1 -		54.611	2:19.558	56.23	20.389	09:27:00.250	
2 -	1:13.612	53.169	2:06.781	61.90	7.612	09:29:07.031	
3 -	1:12.900	52.689	2:05.589	62.49	6.420	09:31:12.620	
4 -	1:11.530	51.757	2:03.287 (3)	63.65	4.118	09:33:15.907	
5 -	1:11.349	51.834	2:03.183 (2)	63.71	4.014	09:35:19.090	
6 -	1:08.194	50.975	1:59.169 (1)	65.85		09:37:18.259	

P23 138		Craig JARMIN		Suzuki SV650 - BK Racing			
IDEAL LAP TIME : 2:00.433		BEST LAP TIME : 2:00.433		DIFFERENCE : 0.000			
LAP	SECTOR 1	SECTOR 2	LAP TIME	MPH	DIFF	TIME OF DAY	
1 -		55.744	2:21.382	55.50	20.949	09:27:02.074	
2 -	1:12.642	53.360	2:06.002	62.28	5.569	09:29:08.076	
3 -	1:12.546	53.323	2:05.869	62.35	5.436	09:31:13.945	
4 -	1:10.749	51.998	2:02.747 (3)	63.93	2.314	09:33:16.692	
5 -	1:09.617	52.478	2:02.095 (2)	64.27	1.662	09:35:18.787	
6 -	1:08.802	51.631	2:00.433 (1)	65.16		09:37:19.220	

P24 70		Vanessa GILLAM		Suzuki SV650 - No More Straps Ltd			
IDEAL LAP TIME : 2:06.321		BEST LAP TIME : 2:06.321		DIFFERENCE : 0.000			
LAP	SECTOR 1	SECTOR 2	LAP TIME	MPH	DIFF	TIME OF DAY	
1 -		57.972	2:29.451	52.51	23.130	09:27:10.143	
2 -	1:19.520	56.823	2:16.343	57.56	10.022	09:29:26.486	
3 -	1:17.766	54.530	2:12.296	59.32	5.975	09:31:38.782	
4 -	1:15.331	54.179	2:09.510 (3)	60.59	3.189	09:33:48.292	
5 -	1:13.753	53.148	2:06.901 (2)	61.84	0.580	09:35:55.193	
6 -	1:13.488	52.833	2:06.321 (1)	62.12		09:38:01.514	

P25 44		Tony PARKER		Suzuki SV650 - Emerald Elevators/PriceLess Copiers			
IDEAL LAP TIME : 1:53.810		BEST LAP TIME : 1:53.810		DIFFERENCE : 0.000			
LAP	SECTOR 1	SECTOR 2	LAP TIME	MPH	DIFF	TIME OF DAY	
1 -		52.196	2:08.270	61.18	14.460	09:26:48.962	
2 -	1:07.576	50.217	1:57.793 (3)	66.62	3.983	09:28:46.755	
3 -	1:06.074	49.085	1:55.159 (2)	68.14	1.349	09:30:41.914	
4 -	1:05.522	48.288	1:53.810 (1)	68.95		09:32:35.724	

BMCRC - MRO Championships 2021 - Rnd 3 @ Cadwell Park

MRO Minitwins

RACE 18 - BEST SECTORS

SECTOR 1			SECTOR 2			IDEAL / BEST COMPARISON						
POS	NO	NAME	TIME	NO	NAME	TIME	POS	NO	NAME	IDEAL	BEST	DIFF
									PERFECT LAP	1:43.657		
1	96	HARRIS	59.943	96	HARRIS	43.714	1	96	HARRIS	1:43.657	1:43.657	0.000
2	232	WETHERELL	1:00.415	661	HARRIS	45.080	2	661	HARRIS	1:46.177	1:46.192	0.015
3	191	GOOD	1:00.582	78	POVAH	45.375	3	232	WETHERELL	1:46.328	1:46.328	0.000
4	661	HARRIS	1:01.097	16	COOPER	45.780	4	191	GOOD	1:46.478	1:46.542	0.064
5	78	POVAH	1:01.439	58	SHEEHAN	45.859	5	78	POVAH	1:46.814	1:46.859	0.045
6	16	COOPER	1:02.071	191	GOOD	45.896	6	16	COOPER	1:47.851	1:47.851	0.000
7	95	REYNOLDS	1:02.541	232	WETHERELL	45.913	7	58	SHEEHAN	1:48.467	1:48.702	0.235
8	58	SHEEHAN	1:02.608	95	REYNOLDS	46.559	8	95	REYNOLDS	1:49.100	1:49.100	0.000
9	5	MANTELL	1:02.966	34	JOHNSON	47.146	9	66	DUCRAN	1:51.143	1:51.322	0.179
10	66	DUCRAN	1:03.299	81	MAY	47.167	10	34	JOHNSON	1:51.779	1:52.037	0.258
11	40	WILKINSON	1:03.914	561	LESLIE	47.214	11	5	MANTELL	1:51.906	1:52.171	0.265
12	34	JOHNSON	1:04.633	66	DUCRAN	47.844	12	40	WILKINSON	1:52.253	1:52.591	0.338
13	56	INGHAM	1:04.735	159	RIDGWELL	47.892	13	81	MAY	1:52.360	1:52.360	0.000
14	23	BECKETT	1:04.834	47	BOHANAN	48.126	14	561	LESLIE	1:52.673	1:52.856	0.183
15	81	MAY	1:05.193	84	BRANCO	48.215	15	56	INGHAM	1:52.977	1:53.735	0.758
16	159	RIDGWELL	1:05.454	56	INGHAM	48.242	16	159	RIDGWELL	1:53.346	1:53.751	0.405
17	561	LESLIE	1:05.459	44	PARKER	48.288	17	23	BECKETT	1:53.772	1:53.772	0.000
18	44	PARKER	1:05.522	40	WILKINSON	48.339	18	44	PARKER	1:53.810	1:53.810	0.000
19	47	BOHANAN	1:05.783	51	DURANT	48.803	19	47	BOHANAN	1:53.909	1:53.909	0.000
20	51	DURANT	1:06.153	23	BECKETT	48.938	20	84	BRANCO	1:54.456	1:55.069	0.613
21	84	BRANCO	1:06.241	5	MANTELL	48.940	21	51	DURANT	1:54.956	1:55.111	0.155
22	99	ELLIS	1:07.380	99	ELLIS	49.374	22	99	ELLIS	1:56.754	1:57.013	0.259
23	919	BELLIS	1:08.194	919	BELLIS	50.975	23	919	BELLIS	1:59.169	1:59.169	0.000
24	138	JARMIN	1:08.802	138	JARMIN	51.631	24	138	JARMIN	2:00.433	2:00.433	0.000
25	70	GILLAM	1:13.488	70	GILLAM	52.833	25	70	GILLAM	2:06.321	2:06.321	0.000
26												
27												
28												
29												

BMCRC - MRO Championships 2021 - Rnd 3 @ Cadwell Park

MRO Minitwins

RACE 18 - STATISTICS

Competitors Started 26
Planned Start 2021-06-27 @ 09:15:00.000
Actual Start 2021-06-27 @ 09:24:40.691
Finish Time 2021-06-27 @ 09:37:05.419
Track Length 2.1800mi.
Total Laps 169
Total Distance Covered 368.4231mi.

Session Fastest Lap History

NO	NAME	LAP TIME	TIME OF DAY	LAP	VEHICLE
78	Keith POVAH	1:53.363	09:26:34.081	1	Suzuki SV650
96	Dan HARRIS	1:45.090	09:28:19.328	2	Suzuki SV650
96	Dan HARRIS	1:43.657	09:30:02.984	3	Suzuki SV650

Session Leader History

NO	NAME	FROM LAP	LAPS LED	DISTANCE	VEHICLE
78	Keith POVAH	1	1	2.18 miles	Suzuki SV650
96	Dan HARRIS	2	6	13.08 miles	Suzuki SV650

Flag History

TYPE	TIME OF DAY
GREEN	09:24:40.691
FINISH	09:37:05.419

Flag Statistics

TYPE	COUNT	TOTAL LAPS	TOTAL TIME
Green	1	7	14:13.614
Red	0	0	0.000
Safety Car	0	0	0.000
FCY	0	0	0.000

BMCRC - MRO Championships 2021 - Rnd 3 @ Cadwell Park



MRO Minitwins

RACE 9 - GRID (9 Laps)

ROW 12	34	474 Tom VAUGHAN	35	744 Gary ANDERSON		
ROW 11	31	144 Nick CRONIN	32	169 Robert MILES	33	258 Ande FRIEND
ROW 10	28	710 Craig HENSTOCK	29	50 Adam RIDGWELL	30	140 Luke LAWSON
ROW 9	25	2:06.321 70 Vanessa GILLAM	26	6 Daniel GOUGH	27	19 Kevin LILLEY
ROW 8	22	1:57.013 99 Lee ELLIS	23	1:59.169 919 Andrew BELLIS	24	2:00.433 138 Craig JARMIN
ROW 7	19	1:53.909 47 Tristan BOHANAN	20	1:55.069 84 Ricardo BRANCO	21	1:55.111 51 Andrew DURANT
ROW 6	16	1:53.751 159 Benn RIDGWELL	17	1:53.772 23 Claire BECKETT	18	1:53.810 44 Tony PARKER
ROW 5	13	1:52.591 40 Simon WILKINSON	14	1:52.856 561 David LESLIE	15	1:53.735 56 Jamie INGHAM
ROW 4	10	1:52.037 34 Andrew JOHNSON	11	1:52.171 5 Barry MANTELL	12	1:52.360 81 Malvern MAY
ROW 3	7	1:48.702 58 James SHEEHAN	8	1:49.100 95 John REYNOLDS	9	1:51.322 66 Mitch DUCRAN
ROW 2	4	1:46.542 191 Daniel GOOD	5	1:46.859 78 Keith POVAH	6	1:47.851 16 Martin COOPER
ROW 1	1	1:43.657 96 Dan HARRIS	2	1:46.192 661 Cameron HARRIS	3	1:46.328 232 Matt WETHERELL
Pole						

Cadwell Park

Circuit Length = 2.1800 miles

These results are provisional until the conclusion of any judicial and technical matters.

Clerk Of Course :	Stewards :	Timekeeper : Sarah Evans
-------------------	------------	--------------------------

Results can be found at www.tsl-timing.com

Printed - 09:41 Sunday, 27 June 2021



BMCRC - MRO Championships 2021 - Rnd 3 @ Cadwell Park



MRO Minitwins

RACE 9 - CLASSIFICATION

POS	NO	NAME	ENTRY	LAPS	TIME	GAP	DIFF	MPH	BEST	ON
1	232	Matt WETHERELL	Suzuki SV650 - MSG Racing/Lamonde.com/FWR T	9	15:11.588			77.48	1:39.653	5
2	95	John REYNOLDS	Suzuki SV650 - Fins Motorcycles	9	15:13.774	2.186	2.186	77.29	1:40.441	8
3	661	Cameron HARRIS	Suzuki SV650 - HARRIS PERFORMANCE	9	15:14.106	2.518	0.332	77.26	1:40.324	3
4	191	Daniel GOOD	Suzuki SV650 - Quality Fast Facades and Joblings	9	15:26.439	14.851	12.333	76.24	1:40.848	5
5	710	Craig HENSTOCK	Suzuki SV650 - Alheavy Ltd / Kronos Threat Manag	9	15:37.959	26.371	11.520	75.30	1:42.397	8
6	16	Martin COOPER	Suzuki SV650 -	9	15:38.013	26.425	0.054	75.30	1:41.951	8
7	58	James SHEEHAN	Suzuki SV650 - Sheehan Racing	9	15:41.001	29.413	2.988	75.06	1:42.171	9
8	56	Jamie INGHAM	Suzuki SV650 - Oadby motorcycle services	9	15:42.006	30.418	1.005	74.98	1:42.442	5
9	66	Mitch DUCRAN	Suzuki SV650 -	9	15:43.810	32.222	1.804	74.83	1:42.931	8
10	19	Kevin LILLEY	Suzuki SV650 - Trafalgar Cleaning Eqpt. / Steve Jor	9	15:43.972	32.384	0.162	74.82	1:42.214	8
11	5*	Barry MANTELL	Suzuki SV650 S - Swedish car connection	9	15:52.230	40.642	8.258	74.17	1:42.033	9
12	81	Malvern MAY	Suzuki SV650 -	9	16:06.542	54.954	14.312	73.07	1:44.414	3
13	159	Benn RIDGWELL	Suzuki SV650 - Ridgely Racing	9	16:24.976	1:13.388	18.434	71.70	1:46.903	8
14	40	Simon WILKINSON	Suzuki SV650 - S P Wilkinson Engineering Ltd	9	16:29.732	1:18.144	4.756	71.36	1:47.153	6
15	140	Luke LAWSON	Suzuki SV650 - Lpl plastering and maintenance	9	16:31.660	1:20.072	1.928	71.22	1:47.529	8
16	561	David LESLIE	Suzuki SV650 -	9	16:36.438	1:24.850	4.778	70.88	1:48.845	8
17	474	Tom VAUGHAN	Suzuki SV650 - Matt "Fister" Wetherell	9	16:37.444	1:25.856	1.006	70.81	1:48.284	4
18	99	Lee ELLIS	Suzuki SV650 -	9	16:38.207	1:26.619	0.763	70.75	1:49.361	4
19	23	Claire BECKETT	Suzuki SV650 - P Sheils & Sons	9	16:39.139	1:27.551	0.932	70.69	1:48.648	8
20	44*	Tony PARKER	Suzuki SV650 - Emerald Elevators/PriceLess Copier	9	16:41.400	1:29.812	2.261	70.53	1:47.920	8
21	6	Daniel GOUGH	Suzuki SV650 - G Force Motorcycles	9	16:42.335	1:30.747	0.935	70.46	1:49.457	9
22	919	Andrew BELLIS	Suzuki SV650 - Cunco Ltd	9	16:43.030	1:31.442	0.695	70.41	1:48.682	8
23	144	Nick CRONIN	Suzuki SV650 -	9	16:50.427	1:38.839	7.397	69.90	1:50.082	7
24	138	Craig JARMIN	Suzuki SV650 - BK Racing	8	15:18.660	1 Lap	1 Lap	68.34	1:52.122	6
25	50	Adam RIDGWELL	Suzuki SV650 - Ridgely Racing	8	16:06.460	1 Lap	47.800	64.96	1:57.923	8
26	169	Robert MILES	Suzuki SV650 - the bike shop long eaton	8	16:33.744	1 Lap	27.284	63.17	2:01.688	4
27	70	Vanessa GILLAM	Suzuki SV650 - No More Straps Ltd	8	16:39.197	1 Lap	5.453	62.83	2:01.896	8

NOT CLASSIFIED

DNF	47	Tristan BOHANAN	Suzuki SV650 - Myself	7	13:17.497	2 Laps	1 Lap	68.88	1:50.339	3
DNF	96	Dan HARRIS	Suzuki SV650 - HP Racing	6	10:06.626	3 Laps	1 Lap	77.62	1:39.682	5
DNF	78	Keith POVAH	Suzuki SV650 - Instagram @crap.sack give us a foll	6	10:06.754	3 Laps	0.128	77.60	1:39.522	5
DNF	51	Andrew DURANT	Suzuki SV650 -	2	3:52.988	7 Laps	4 Laps	67.36	1:51.747	2
DNF	34	Andrew JOHNSON	Suzuki SV650 - Rose & Charlie Racing	1	1:54.438	8 Laps	1 Lap	68.57	1:54.438	1
NS	84	Ricardo BRANCO	Suzuki SV650 - IMP Racing	0						
NS	258	Ande FRIEND	Suzuki SV650 - Flying colours Motorcycle Training	0						
NS	744	Gary ANDERSON	Suzuki SV650 - A&M MOT Services. Guildford	0						

FASTEST LAP

78 Keith POVAH Suzuki SV650 - Instagram @crap.sack give us a foll 5 1:39.522 78.85 mph 126.90 kph

Bikes 5 & 44 - 10 second penalty - Yellow flag infringement (passing under yellows)
92.5% of Race Speed = 71.66 mph

Cadwell Park: 2.1800 miles

Race Distance: 9 Laps / 19.62 miles

Start: 13:29 Flag 13:44 End: 13:46

Weather / Track : Cloudy / Dry

These results are provisional until the conclusion of any judicial and technical matters.

Clerk Of Course :	Stewards :	Timekeeper : Sarah Evans
-------------------	------------	--------------------------

Results can be found at www.tsl-timing.com

Printed - 13:46 Sunday, 27 June 2021



BMCRC - MRO Championships 2021 - Rnd 3 @ Cadwell Park

MRO Minitwins

RACE 9 - SECTOR ANALYSIS



SECTOR 1 = FL to I1, SECTOR 2 = I1 to FL, DIFF = Difference To Personal Best Lap, P = Crossed Finish Line in Pit Lane, D = Time Disallowed

P1 232		Matt WETHERELL		Suzuki SV650 - MSG Racing/Lamonde.com/FWR Tyres			
IDEAL LAP TIME : 1:39.506		BEST LAP TIME : 1:39.653		DIFFERENCE : 0.147			
LAP	SECTOR 1	SECTOR 2	LAP TIME	MPH	DIFF	TIME OF DAY	
1 -		42.639	1:47.220	73.19	7.567	13:31:23.871	
2 -	58.876	42.174	1:41.050	77.66	1.397	13:33:04.921	
3 -	58.033	42.181	1:40.214 (3)	78.31	0.561	13:34:45.135	
4 -	58.255	42.655	1:40.910	77.77	1.257	13:36:26.045	
5 -	58.180	41.473	1:39.653 (1)	78.75		13:38:05.698	
6 -	58.069	41.892	1:39.961 (2)	78.51	0.308	13:39:45.659	
7 -	58.758	41.783	1:40.541	78.05	0.888	13:41:26.200	
8 -	58.913	41.613	1:40.526	78.07	0.873	13:43:06.726	
9 -	58.732	42.781	1:41.513	77.31	1.860	13:44:48.239	

P2 95		John REYNOLDS		Suzuki SV650 - Fins Motorcycles			
IDEAL LAP TIME : 1:40.160		BEST LAP TIME : 1:40.441		DIFFERENCE : 0.281			
LAP	SECTOR 1	SECTOR 2	LAP TIME	MPH	DIFF	TIME OF DAY	
1 -		42.566	1:47.058	73.30	6.617	13:31:23.709	
2 -	58.477	42.113	1:40.590 (3)	78.02	0.149	13:33:04.299	
3 -	58.460	42.151	1:40.611	78.00	0.170	13:34:44.910	
4 -	58.201	43.311	1:41.512	77.31	1.071	13:36:26.422	
5 -	58.629	41.959	1:40.588 (2)	78.02	0.147	13:38:07.010	
6 -	58.780	42.318	1:41.098	77.62	0.657	13:39:48.108	
7 -	58.952	42.254	1:41.206	77.54	0.765	13:41:29.314	
8 -	58.340	42.101	1:40.441 (1)	78.13		13:43:09.755	
9 -	58.420	42.250	1:40.670	77.95	0.229	13:44:50.425	

P3 661		Cameron HARRIS		Suzuki SV650 - HARRIS PERFORMANCE			
IDEAL LAP TIME : 1:39.949		BEST LAP TIME : 1:40.324		DIFFERENCE : 0.375			
LAP	SECTOR 1	SECTOR 2	LAP TIME	MPH	DIFF	TIME OF DAY	
1 -		42.680	1:47.778	72.81	7.454	13:31:24.429	
2 -	58.627	42.203	1:40.830	77.83	0.506	13:33:05.259	
3 -	58.207	42.117	1:40.324 (1)	78.22		13:34:45.583	
4 -	58.175	42.527	1:40.702 (3)	77.93	0.378	13:36:26.285	
5 -	59.022	41.921	1:40.943	77.74	0.619	13:38:07.228	
6 -	59.069	41.945	1:41.014	77.69	0.690	13:39:48.242	
7 -	59.074	42.355	1:41.429	77.37	1.105	13:41:29.671	
8 -	58.573	41.774	1:40.347 (2)	78.20	0.023	13:43:10.018	
9 -	58.570	42.169	1:40.739	77.90	0.415	13:44:50.757	

P4 191		Daniel GOOD		Suzuki SV650 - Quality Fast Facades and Joblings of Whitley Bc			
IDEAL LAP TIME : 1:40.848		BEST LAP TIME : 1:40.848		DIFFERENCE : 0.000			
LAP	SECTOR 1	SECTOR 2	LAP TIME	MPH	DIFF	TIME OF DAY	
1 -		43.160	1:48.715	72.18	7.867	13:31:25.366	
2 -	59.260	42.764	1:42.024	76.92	1.176	13:33:07.390	
3 -	59.340	42.464	1:41.804 (2)	77.08	0.956	13:34:49.194	
4 -	59.389	42.444	1:41.833 (3)	77.06	0.985	13:36:31.027	
5 -	58.779	42.069	1:40.848 (1)	77.82		13:38:11.875	
6 -	59.911	42.605	1:42.516	76.55	1.668	13:39:54.391	
7 -	1:00.299	42.901	1:43.200	76.04	2.352	13:41:37.591	
8 -	1:00.136	42.857	1:42.993	76.20	2.145	13:43:20.584	
9 -	59.574	42.932	1:42.506	76.56	1.658	13:45:03.090	

Weather / Track : Cloudy / Dry

Cadwell Park
Circuit Length = 2.1800 miles
Start: 13:29 Flag 13:44 End: 13:46

BMCRC - MRO Championships 2021 - Rnd 3 @ Cadwell Park

MRO Minitwins

RACE 9 - SECTOR ANALYSIS



SECTOR 1 = FL to I1, SECTOR 2 = I1 to FL, DIFF = Difference To Personal Best Lap, P = Crossed Finish Line in Pit Lane, D = Time Disallowed

P5 710		Craig HENSTOCK		Suzuki SV650 - Alheavy Ltd / Kronos Threat Management		
IDEAL LAP TIME : 1:41.733		BEST LAP TIME : 1:42.397		DIFFERENCE : 0.664		
LAP	SECTOR 1	SECTOR 2	LAP TIME	MPH	DIFF	TIME OF DAY
1 -		44.120	1:54.358	68.62	11.961	13:31:31.009
2 -	59.380	43.375	1:42.755	76.37	0.358	13:33:13.764
3 -	59.538	42.980	1:42.518 (3)	76.55	0.121	13:34:56.282
4 -	59.466	43.539	1:43.005	76.19	0.608	13:36:39.287
5 -	59.047	43.444	1:42.491 (2)	76.57	0.094	13:38:21.778
6 -	1:00.364	42.810	1:43.174	76.06	0.777	13:40:04.952
7 -	1:01.557	42.921	1:44.478	75.11	2.081	13:41:49.430
8 -	59.711	42.686	1:42.397 (1)	76.64		13:43:31.827
9 -	59.671	43.112	1:42.783	76.35	0.386	13:45:14.610

P6 16		Martin COOPER		Suzuki SV650 -		
IDEAL LAP TIME : 1:41.951		BEST LAP TIME : 1:41.951		DIFFERENCE : 0.000		
LAP	SECTOR 1	SECTOR 2	LAP TIME	MPH	DIFF	TIME OF DAY
1 -		43.960	1:50.629	70.94	8.678	13:31:27.280
2 -	1:00.290	43.665	1:43.955	75.49	2.004	13:33:11.235
3 -	1:00.518	43.508	1:44.026	75.44	2.075	13:34:55.261
4 -	1:00.290	43.095	1:43.385 (3)	75.91	1.434	13:36:38.646
5 -	59.576	43.892	1:43.468	75.85	1.517	13:38:22.114
6 -	1:00.810	43.267	1:44.077	75.40	2.126	13:40:06.191
7 -	1:00.934	43.192	1:44.126	75.37	2.175	13:41:50.317
8 -	59.233	42.718	1:41.951 (1)	76.97		13:43:32.268
9 -	59.635	42.761	1:42.396 (2)	76.64	0.445	13:45:14.664

P7 58		James SHEEHAN		Suzuki SV650 - Sheehan Racing		
IDEAL LAP TIME : 1:42.171		BEST LAP TIME : 1:42.171		DIFFERENCE : 0.000		
LAP	SECTOR 1	SECTOR 2	LAP TIME	MPH	DIFF	TIME OF DAY
1 -		43.805	1:50.341	71.12	8.170	13:31:26.992
2 -	1:00.138	43.640	1:43.778	75.62	1.607	13:33:10.770
3 -	1:00.483	43.823	1:44.306	75.24	2.135	13:34:55.076
4 -	1:00.301	44.578	1:44.879	74.82	2.708	13:36:39.955
5 -	1:00.113	43.077	1:43.190 (2)	76.05	1.019	13:38:23.145
6 -	1:00.242	43.317	1:43.559	75.78	1.388	13:40:06.704
7 -	1:02.278	43.097	1:45.375	74.47	3.204	13:41:52.079
8 -	1:00.375	43.027	1:43.402 (3)	75.89	1.231	13:43:35.481
9 -	59.180	42.991	1:42.171 (1)	76.81		13:45:17.652

P8 56		Jamie INGHAM		Suzuki SV650 - Oadby motorcycle services		
IDEAL LAP TIME : 1:42.276		BEST LAP TIME : 1:42.442		DIFFERENCE : 0.166		
LAP	SECTOR 1	SECTOR 2	LAP TIME	MPH	DIFF	TIME OF DAY
1 -		44.422	1:51.659	70.28	9.217	13:31:28.310
2 -	59.839	43.667	1:43.506	75.82	1.064	13:33:11.816
3 -	1:00.338	43.557	1:43.895	75.53	1.453	13:34:55.711
4 -	1:00.213	44.115	1:44.328	75.22	1.886	13:36:40.039
5 -	59.291	43.151	1:42.442 (1)	76.60		13:38:22.481
6 -	1:00.672	43.577	1:44.249	75.28	1.807	13:40:06.730
7 -	1:02.089	42.985	1:45.074	74.69	2.632	13:41:51.804
8 -	1:00.343	43.060	1:43.403 (2)	75.89	0.961	13:43:35.207
9 -	1:00.261	43.189	1:43.450 (3)	75.86	1.008	13:45:18.657

Weather / Track : Cloudy / Dry

Cadwell Park
Circuit Length = 2.1800 miles
Start: 13:29 Flag 13:44 End: 13:46

BMCRC - MRO Championships 2021 - Rnd 3 @ Cadwell Park

MRO Minitwins

RACE 9 - SECTOR ANALYSIS



SECTOR 1 = FL to I1, SECTOR 2 = I1 to FL, DIFF = Difference To Personal Best Lap, P = Crossed Finish Line in Pit Lane, D = Time Disallowed

P9 66		Mitch DUCRAN		Suzuki SV650 -			
IDEAL LAP TIME : 1:42.671		BEST LAP TIME : 1:42.931		DIFFERENCE : 0.260			
LAP	SECTOR 1	SECTOR 2	LAP TIME	MPH	DIFF	TIME OF DAY	
1 -		43.444	1:49.309	71.79	6.378	13:31:25.960	
2 -	59.830	43.198	1:43.028 (2)	76.17	0.097	13:33:08.988	
3 -	1:00.363	43.546	1:43.909	75.52	0.978	13:34:52.897	
4 -	59.892	43.803	1:43.695 (3)	75.68	0.764	13:36:36.592	
5 -	1:01.396	43.652	1:45.048	74.70	2.117	13:38:21.640	
6 -	1:00.952	43.471	1:44.423	75.15	1.492	13:40:06.063	
7 -	1:03.809	43.395	1:47.204	73.20	4.273	13:41:53.267	
8 -	1:00.090	42.841	1:42.931 (1)	76.24		13:43:36.198	
9 -	59.923	44.340	1:44.263	75.27	1.332	13:45:20.461	

P10 19		Kevin LILLEY		Suzuki SV650 - Trafalgar Cleaning Eqpt. / Steve Jordan Motorcy			
IDEAL LAP TIME : 1:42.028		BEST LAP TIME : 1:42.214		DIFFERENCE : 0.186			
LAP	SECTOR 1	SECTOR 2	LAP TIME	MPH	DIFF	TIME OF DAY	
1 -		45.676	1:56.299	67.48	14.085	13:31:32.950	
2 -	1:02.537	43.740	1:46.277	73.84	4.063	13:33:19.227	
3 -	1:00.018	43.239	1:43.257	76.00	1.043	13:35:02.484	
4 -	59.818	43.057	1:42.875	76.28	0.661	13:36:45.359	
5 -	59.632	44.010	1:43.642	75.72	1.428	13:38:29.001	
6 -	59.516	43.234	1:42.750 (3)	76.38	0.536	13:40:11.751	
7 -	1:01.084	43.284	1:44.368	75.19	2.154	13:41:56.119	
8 -	59.374	42.840	1:42.214 (1)	76.78		13:43:38.333	
9 -	59.188	43.102	1:42.290 (2)	76.72	0.076	13:45:20.623	

P11 5		Barry MANTELL		Suzuki SV650 S - Swedish car connection			
IDEAL LAP TIME : 1:42.031		BEST LAP TIME : 1:42.033		DIFFERENCE : 0.002			
LAP	SECTOR 1	SECTOR 2	LAP TIME	MPH	DIFF	TIME OF DAY	
1 -		44.073	1:50.997	70.70	8.964	13:31:27.648	
2 -	1:00.214	44.131	1:44.345	75.21	2.312	13:33:11.993	
3 -	1:00.369	43.618	1:43.987	75.47	1.954	13:34:55.980	
4 -	1:00.247	43.891	1:44.138	75.36	2.105	13:36:40.118	
5 -	59.611	44.079	1:43.690	75.68	1.657	13:38:23.808	
6 -	59.882	43.462	1:43.344 (2)	75.94	1.311	13:40:07.152	
7 -	1:02.879	43.439	1:46.318	73.81	4.285	13:41:53.470	
8 -	1:00.370	43.008	1:43.378 (3)	75.91	1.345	13:43:36.848	
9 -	59.023	43.010	1:42.033 (1)	76.91		13:45:18.881	

P12 81		Malvern MAY		Suzuki SV650 -			
IDEAL LAP TIME : 1:44.342		BEST LAP TIME : 1:44.414		DIFFERENCE : 0.072			
LAP	SECTOR 1	SECTOR 2	LAP TIME	MPH	DIFF	TIME OF DAY	
1 -		44.471	1:52.142	69.98	7.728	13:31:28.793	
2 -	1:00.803	44.250	1:45.053 (3)	74.70	0.639	13:33:13.846	
3 -	1:00.605	43.809	1:44.414 (1)	75.16		13:34:58.260	
4 -	1:01.149	43.737	1:44.886 (2)	74.82	0.472	13:36:43.146	
5 -	1:01.661	45.947	1:47.608	72.93	3.194	13:38:30.754	
6 -	1:02.405	45.124	1:47.529	72.98	3.115	13:40:18.283	
7 -	1:02.472	46.519	1:48.991	72.00	4.577	13:42:07.274	
8 -	1:02.848	44.566	1:47.414	73.06	3.000	13:43:54.688	
9 -	1:02.867	45.638	1:48.505	72.32	4.091	13:45:43.193	

Weather / Track : Cloudy / Dry

Cadwell Park
Circuit Length = 2.1800 miles
Start: 13:29 Flag 13:44 End: 13:46

BMCRC - MRO Championships 2021 - Rnd 3 @ Cadwell Park

MRO Minitwins

RACE 9 - SECTOR ANALYSIS



SECTOR 1 = FL to I1, SECTOR 2 = I1 to FL, DIFF = Difference To Personal Best Lap, P = Crossed Finish Line in Pit Lane, D = Time Disallowed

P13 159		Benn RIDGWELL		Suzuki SV650 - Ridgely Racing			
IDEAL LAP TIME : 1:46.682		BEST LAP TIME : 1:46.903		DIFFERENCE : 0.221			
LAP	SECTOR 1	SECTOR 2	LAP TIME	MPH	DIFF	TIME OF DAY	
1 -		46.050	1:56.591	67.31	9.688	13:31:33.242	
2 -	1:04.730	46.164	1:50.894	70.77	3.991	13:33:24.136	
3 -	1:03.980	45.937	1:49.917	71.39	3.014	13:35:14.053	
4 -	1:03.241	45.358	1:48.599	72.26	1.696	13:37:02.652	
5 -	1:02.243	45.652	1:47.895 (3)	72.73	0.992	13:38:50.547	
6 -	1:02.871	45.737	1:48.608	72.26	1.705	13:40:39.155	
7 -	1:03.845	44.709	1:48.554	72.29	1.651	13:42:27.709	
8 -	1:02.386	44.517	1:46.903 (1)	73.41		13:44:14.612	
9 -	1:02.165	44.850	1:47.015 (2)	73.33	0.112	13:46:01.627	

P14 40		Simon WILKINSON		Suzuki SV650 - S P Wilkinson Engineering Ltd			
IDEAL LAP TIME : 1:47.153		BEST LAP TIME : 1:47.153		DIFFERENCE : 0.000			
LAP	SECTOR 1	SECTOR 2	LAP TIME	MPH	DIFF	TIME OF DAY	
1 -		45.942	1:59.737	65.54	12.584	13:31:36.388	
2 -	1:02.651	45.722	1:48.373	72.41	1.220	13:33:24.761	
3 -	1:04.501	44.985	1:49.486	71.68	2.333	13:35:14.247	
4 -	1:02.819	44.926	1:47.745 (2)	72.83	0.592	13:37:01.992	
5 -	1:02.580	45.593	1:48.173 (3)	72.55	1.020	13:38:50.165	
6 -	1:02.307	44.846	1:47.153 (1)	73.24		13:40:37.318	
7 -	1:03.138	46.128	1:49.266	71.82	2.113	13:42:26.584	
8 -	1:03.716	45.912	1:49.628	71.58	2.475	13:44:16.212	
9 -	1:02.934	47.237	1:50.171	71.23	3.018	13:46:06.383	

P15 140		Luke LAWSON		Suzuki SV650 - Lpl plastering and maintenance			
IDEAL LAP TIME : 1:46.809		BEST LAP TIME : 1:47.529		DIFFERENCE : 0.720			
LAP	SECTOR 1	SECTOR 2	LAP TIME	MPH	DIFF	TIME OF DAY	
1 -		46.360	1:59.439	65.70	11.910	13:31:36.090	
2 -	1:03.806	47.444	1:51.250	70.54	3.721	13:33:27.340	
3 -	1:03.110	45.795	1:48.905	72.06	1.376	13:35:16.245	
4 -	1:03.285	45.843	1:49.128	71.91	1.599	13:37:05.373	
5 -	1:03.723	45.900	1:49.623	71.59	2.094	13:38:54.996	
6 -	1:03.767	45.997	1:49.764	71.49	2.235	13:40:44.760	
7 -	1:02.856	44.972	1:47.828 (2)	72.78	0.299	13:42:32.588	
8 -	1:02.742	44.787	1:47.529 (1)	72.98		13:44:20.117	
9 -	1:02.022	46.172	1:48.194 (3)	72.53	0.665	13:46:08.311	

P16 561		David LESLIE		Suzuki SV650 -			
IDEAL LAP TIME : 1:48.420		BEST LAP TIME : 1:48.845		DIFFERENCE : 0.425			
LAP	SECTOR 1	SECTOR 2	LAP TIME	MPH	DIFF	TIME OF DAY	
1 -		46.403	1:57.432	66.83	8.587	13:31:34.083	
2 -	1:04.399	45.978	1:50.377	71.10	1.532	13:33:24.460	
3 -	1:05.157	45.027	1:50.184	71.22	1.339	13:35:14.644	
4 -	1:04.158	45.827	1:49.985	71.35	1.140	13:37:04.629	
5 -	1:04.794	46.529	1:51.323	70.49	2.478	13:38:55.952	
6 -	1:03.473	45.487	1:48.960 (2)	72.02	0.115	13:40:44.912	
7 -	1:05.109	44.947	1:50.056	71.30	1.211	13:42:34.968	
8 -	1:03.712	45.133	1:48.845 (1)	72.10		13:44:23.813	
9 -	1:03.585	45.691	1:49.276 (3)	71.81	0.431	13:46:13.089	

Weather / Track : Cloudy / Dry

Cadwell Park
Circuit Length = 2.1800 miles
Start: 13:29 Flag 13:44 End: 13:46

BMCRC - MRO Championships 2021 - Rnd 3 @ Cadwell Park

MRO Minitwins

RACE 9 - SECTOR ANALYSIS



SECTOR 1 = FL to I1, SECTOR 2 = I1 to FL, DIFF = Difference To Personal Best Lap, P = Crossed Finish Line in Pit Lane, D = Time Disallowed

P17 474 Tom VAUGHAN		Suzuki SV650 - Matt "Fister" Wetherell				
IDEAL LAP TIME : 1:47.143		BEST LAP TIME : 1:48.284		DIFFERENCE : 1.141		
LAP	SECTOR 1	SECTOR 2	LAP TIME	MPH	DIFF	TIME OF DAY
1 -		46.991	2:02.243	64.20	13.959	13:31:38.894
2 -	1:03.912	46.799	1:50.711	70.88	2.427	13:33:29.605
3 -	1:03.242	46.285	1:49.527	71.65	1.243	13:35:19.132
4 -	1:03.502	44.782	1:48.284 (1)	72.47		13:37:07.416
5 -	1:02.361	46.452	1:48.813 (2)	72.12	0.529	13:38:56.229
6 -	1:03.903	45.891	1:49.794	71.47	1.510	13:40:46.023
7 -	1:04.341	45.166	1:49.507	71.66	1.223	13:42:35.530
8 -	1:03.971	45.304	1:49.275 (3)	71.81	0.991	13:44:24.805
9 -	1:02.790	46.500	1:49.290	71.80	1.006	13:46:14.095

P18 99 Lee ELLIS		Suzuki SV650 -				
IDEAL LAP TIME : 1:48.637		BEST LAP TIME : 1:49.361		DIFFERENCE : 0.724		
LAP	SECTOR 1	SECTOR 2	LAP TIME	MPH	DIFF	TIME OF DAY
1 -		47.010	1:59.096	65.89	9.735	13:31:35.747
2 -	1:03.599	46.055	1:49.654 (2)	71.57	0.293	13:33:25.401
3 -	1:04.388	45.978	1:50.366	71.10	1.005	13:35:15.767
4 -	1:03.306	46.055	1:49.361 (1)	71.76		13:37:05.128
5 -	1:03.784	45.902	1:49.686 (3)	71.55	0.325	13:38:54.814
6 -	1:03.673	46.144	1:49.817	71.46	0.456	13:40:44.631
7 -	1:04.234	45.758	1:49.992	71.35	0.631	13:42:34.623
8 -	1:04.667	45.331	1:49.998	71.34	0.637	13:44:24.621
9 -	1:04.206	46.031	1:50.237	71.19	0.876	13:46:14.858

P19 23 Claire BECKETT		Suzuki SV650 - P Sheils & Sons				
IDEAL LAP TIME : 1:48.648		BEST LAP TIME : 1:48.648		DIFFERENCE : 0.000		
LAP	SECTOR 1	SECTOR 2	LAP TIME	MPH	DIFF	TIME OF DAY
1 -		46.238	1:56.368	67.44	7.720	13:31:33.019
2 -	1:04.609	46.378	1:50.987	70.71	2.339	13:33:24.006
3 -	1:03.812	46.149	1:49.961 (2)	71.37	1.313	13:35:13.967
4 -	1:04.360	46.158	1:50.518	71.01	1.870	13:37:04.485
5 -	1:04.073	47.315	1:51.388	70.45	2.740	13:38:55.873
6 -	1:04.020	45.972	1:49.992 (3)	71.35	1.344	13:40:45.865
7 -	1:05.321	45.887	1:51.208	70.57	2.560	13:42:37.073
8 -	1:02.947	45.701	1:48.648 (1)	72.23		13:44:25.721
9 -	1:03.241	46.828	1:50.069	71.30	1.421	13:46:15.790

P20 44 Tony PARKER		Suzuki SV650 - Emerald Elevators/PriceLess Copiers				
IDEAL LAP TIME : 1:47.897		BEST LAP TIME : 1:47.920		DIFFERENCE : 0.023		
LAP	SECTOR 1	SECTOR 2	LAP TIME	MPH	DIFF	TIME OF DAY
1 -		46.025	1:55.884	67.72	7.964	13:31:32.535
2 -	1:03.511	46.193	1:49.704	71.53	1.784	13:33:22.239
3 -	1:03.091	46.052	1:49.143 (3)	71.90	1.223	13:35:11.382
4 -	1:03.367	46.026	1:49.393	71.74	1.473	13:37:00.775
5 -	1:03.290	45.909	1:49.199	71.86	1.279	13:38:49.974
6 -	1:03.185	45.861	1:49.046 (2)	71.97	1.126	13:40:39.020
7 -	1:03.764	45.651	1:49.415	71.72	1.495	13:42:28.435
8 -	1:02.246	45.674	1:47.920 (1)	72.72		13:44:16.355
9 -	1:03.373	48.323	1:51.696	70.26	3.776	13:46:08.051

Weather / Track : Cloudy / Dry

Cadwell Park
Circuit Length = 2.1800 miles
Start: 13:29 Flag 13:44 End: 13:46

BMCRC - MRO Championships 2021 - Rnd 3 @ Cadwell Park

MRO Minitwins

RACE 9 - SECTOR ANALYSIS



SECTOR 1 = FL to I1, SECTOR 2 = I1 to FL, DIFF = Difference To Personal Best Lap, P = Crossed Finish Line in Pit Lane, D = Time Disallowed

P21 6		Daniel GOUGH		Suzuki SV650 - G Force Motorcycles			
IDEAL LAP TIME : 1:49.074		BEST LAP TIME : 1:49.457		DIFFERENCE : 0.383			
LAP	SECTOR 1	SECTOR 2	LAP TIME	MPH	DIFF	TIME OF DAY	
1 -		47.181	2:01.279	64.71	11.822	13:31:37.930	
2 -	1:03.978	46.697	1:50.675	70.91	1.218	13:33:28.605	
3 -	1:03.600	46.658	1:50.258	71.17	0.801	13:35:18.863	
4 -	1:04.284	46.895	1:51.179	70.58	1.722	13:37:10.042	
5 -	1:04.072	45.474	1:49.546 (2)	71.64	0.089	13:38:59.588	
6 -	1:03.769	45.983	1:49.752	71.50	0.295	13:40:49.340	
7 -	1:04.743	45.761	1:50.504	71.02	1.047	13:42:39.844	
8 -	1:03.882	45.803	1:49.685 (3)	71.55	0.228	13:44:29.529	
9 -	1:03.604	45.853	1:49.457 (1)	71.70		13:46:18.986	

P22 919		Andrew BELLIS		Suzuki SV650 - Cunco Ltd			
IDEAL LAP TIME : 1:48.300		BEST LAP TIME : 1:48.682		DIFFERENCE : 0.382			
LAP	SECTOR 1	SECTOR 2	LAP TIME	MPH	DIFF	TIME OF DAY	
1 -		46.854	1:58.632	66.15	9.950	13:31:35.283	
2 -	1:04.293	47.010	1:51.303	70.51	2.621	13:33:26.586	
3 -	1:04.459	46.545	1:51.004	70.70	2.322	13:35:17.590	
4 -	1:04.992	47.258	1:52.250	69.91	3.568	13:37:09.840	
5 -	1:03.936	46.943	1:50.879	70.78	2.197	13:39:00.719	
6 -	1:04.184	46.135	1:50.319 (3)	71.13	1.637	13:40:51.038	
7 -	1:05.256	45.783	1:51.039	70.67	2.357	13:42:42.077	
8 -	1:02.670	46.012	1:48.682 (1)	72.21		13:44:30.759	
9 -	1:03.292	45.630	1:48.922 (2)	72.05	0.240	13:46:19.681	

P23 144		Nick CRONIN		Suzuki SV650 -			
IDEAL LAP TIME : 1:49.266		BEST LAP TIME : 1:50.082		DIFFERENCE : 0.816			
LAP	SECTOR 1	SECTOR 2	LAP TIME	MPH	DIFF	TIME OF DAY	
1 -		47.175	2:02.685	63.96	12.603	13:31:39.336	
2 -	1:04.855	47.507	1:52.362	69.84	2.280	13:33:31.698	
3 -	1:04.041	46.213	1:50.254	71.18	0.172	13:35:21.952	
4 -	1:03.739	46.511	1:50.250 (3)	71.18	0.168	13:37:12.202	
5 -	1:04.468	47.259	1:51.727	70.24	1.645	13:39:03.929	
6 -	1:05.279	47.165	1:52.444	69.79	2.362	13:40:56.373	
7 -	1:04.555	45.527	1:50.082 (1)	71.29		13:42:46.455	
8 -	1:04.780	45.738	1:50.518	71.01	0.436	13:44:36.973	
9 -	1:03.891	46.214	1:50.105 (2)	71.27	0.023	13:46:27.078	

P24 138		Craig JARMIN		Suzuki SV650 - BK Racing			
IDEAL LAP TIME : 1:52.122		BEST LAP TIME : 1:52.122		DIFFERENCE : 0.000			
LAP	SECTOR 1	SECTOR 2	LAP TIME	MPH	DIFF	TIME OF DAY	
1 -		47.511	2:02.254	64.19	10.132	13:31:38.905	
2 -	1:05.119	47.512	1:52.631 (2)	69.67	0.509	13:33:31.536	
3 -	1:05.449	47.832	1:53.281 (3)	69.27	1.159	13:35:24.817	
4 -	1:05.582	48.246	1:53.828	68.94	1.706	13:37:18.645	
5 -	1:05.675	48.312	1:53.987	68.85	1.865	13:39:12.632	
6 -	1:04.835	47.287	1:52.122 (1)	69.99		13:41:04.754	
7 -	1:08.636	48.461	1:57.097	67.02	4.975	13:43:01.851	
8 -	1:05.077	48.383	1:53.460	69.17	1.338	13:44:55.311	

Weather / Track : Cloudy / Dry

Cadwell Park
Circuit Length = 2.1800 miles
Start: 13:29 Flag 13:44 End: 13:46

BMCRC - MRO Championships 2021 - Rnd 3 @ Cadwell Park

MRO Minitwins

RACE 9 - SECTOR ANALYSIS



SECTOR 1 = FL to I1, SECTOR 2 = I1 to FL, DIFF = Difference To Personal Best Lap, P = Crossed Finish Line in Pit Lane, D = Time Disallowed

P25 50		Adam RIDGWELL		Suzuki SV650 - Ridgley Racing			
IDEAL LAP TIME : 1:57.895		BEST LAP TIME : 1:57.923		DIFFERENCE : 0.028			
LAP	SECTOR 1	SECTOR 2	LAP TIME	MPH	DIFF	TIME OF DAY	
1 -		51.519	2:09.794	60.46	11.871	13:31:46.445	
2 -	1:09.139	50.708	1:59.847	65.48	1.924	13:33:46.292	
3 -	1:08.879	52.283	2:01.162	64.77	3.239	13:35:47.454	
4 -	1:09.514	50.660	2:00.174	65.30	2.251	13:37:47.628	
5 -	1:08.972	50.357	1:59.329 (3)	65.76	1.406	13:39:46.957	
6 -	1:08.272	50.114	1:58.386 (2)	66.29	0.463	13:41:45.343	
7 -	1:10.204	49.641	1:59.845	65.48	1.922	13:43:45.188	
8 -	1:08.300	49.623	1:57.923 (1)	66.55		13:45:43.111	

P26 169		Robert MILES		Suzuki SV650 - the bike shop long eaton			
IDEAL LAP TIME : 2:00.757		BEST LAP TIME : 2:01.688		DIFFERENCE : 0.931			
LAP	SECTOR 1	SECTOR 2	LAP TIME	MPH	DIFF	TIME OF DAY	
1 -		52.480	2:15.072	58.10	13.384	13:31:51.723	
2 -	1:11.848	52.786	2:04.634	62.96	2.946	13:33:56.357	
3 -	1:11.081	51.740	2:02.821	63.89	1.133	13:35:59.178	
4 -	1:10.410	51.278	2:01.688 (1)	64.49		13:38:00.866	
5 -	1:11.232	50.619	2:01.851 (2)	64.40	0.163	13:40:02.717	
6 -	1:11.323	50.807	2:02.130	64.25	0.442	13:42:04.847	
7 -	1:12.164	51.282	2:03.446	63.57	1.758	13:44:08.293	
8 -	1:10.138	51.964	2:02.102 (3)	64.27	0.414	13:46:10.395	

P27 70		Vanessa GILLAM		Suzuki SV650 - No More Straps Ltd			
IDEAL LAP TIME : 2:01.815		BEST LAP TIME : 2:01.896		DIFFERENCE : 0.081			
LAP	SECTOR 1	SECTOR 2	LAP TIME	MPH	DIFF	TIME OF DAY	
1 -		51.775	2:13.094	58.96	11.198	13:31:49.745	
2 -	1:13.088	52.198	2:05.286	62.64	3.390	13:33:55.031	
3 -	1:12.662	52.209	2:04.871	62.84	2.975	13:35:59.902	
4 -	1:11.658	51.636	2:03.294	63.65	1.398	13:38:03.196	
5 -	1:10.882	51.294	2:02.176 (2)	64.23	0.280	13:40:05.372	
6 -	1:13.558	52.261	2:05.819	62.37	3.923	13:42:11.191	
7 -	1:11.175	51.586	2:02.761 (3)	63.92	0.865	13:44:13.952	
8 -	1:10.963	50.933	2:01.896 (1)	64.38		13:46:15.848	

P28 47		Tristan BOHANAN		Suzuki SV650 - Myself			
IDEAL LAP TIME : 1:50.339		BEST LAP TIME : 1:50.339		DIFFERENCE : 0.000			
LAP	SECTOR 1	SECTOR 2	LAP TIME	MPH	DIFF	TIME OF DAY	
1 -		48.104	2:00.824	64.95	10.485	13:31:37.475	
2 -	1:03.970	46.856	1:50.826 (2)	70.81	0.487	13:33:28.301	
3 -	1:03.686	46.653	1:50.339 (1)	71.12		13:35:18.640	
4 -	1:05.572	47.537	1:53.109	69.38	2.770	13:37:11.749	
5 -	1:04.662	47.257	1:51.919 (3)	70.12	1.580	13:39:03.668	
6 -	1:05.217	48.814	1:54.031	68.82	3.692	13:40:57.699	
7 -	1:07.306	49.143	1:56.449	67.39	6.110	13:42:54.148	

P29 96		Dan HARRIS		Suzuki SV650 - HP Racing			
IDEAL LAP TIME : 1:39.682		BEST LAP TIME : 1:39.682		DIFFERENCE : 0.000			
LAP	SECTOR 1	SECTOR 2	LAP TIME	MPH	DIFF	TIME OF DAY	
1 -		42.363	1:46.429	73.73	6.747	13:31:23.080	
2 -	58.095	41.988	1:40.083 (2)	78.41	0.401	13:33:03.163	
3 -	58.014	42.116	1:40.130	78.37	0.448	13:34:43.293	
4 -	57.902	42.307	1:40.209	78.31	0.527	13:36:23.502	
5 -	57.878	41.804	1:39.682 (1)	78.73		13:38:03.184	
6 -	57.914	42.179	1:40.093 (3)	78.40	0.411	13:39:43.277	

Weather / Track : Cloudy / Dry

Cadwell Park
Circuit Length = 2.1800 miles
Start: 13:29 Flag 13:44 End: 13:46

BMCRC - MRO Championships 2021 - Rnd 3 @ Cadwell Park

MRO Minitwins

RACE 9 - SECTOR ANALYSIS



SECTOR 1 = FL to I1, SECTOR 2 = I1 to FL, DIFF = Difference To Personal Best Lap, P = Crossed Finish Line in Pit Lane, D = Time Disallowed

P30 78		Keith POVAH		Suzuki SV650 - Instagram @crap.sack give us a follow!		
IDEAL LAP TIME : 1:39.522		BEST LAP TIME : 1:39.522		DIFFERENCE : 0.000		
LAP	SECTOR 1	SECTOR 2	LAP TIME	MPH	DIFF	TIME OF DAY
1 -		42.465	1:47.351	73.10	7.829	13:31:24.002
2 -	58.589	41.816	1:40.405	78.16	0.883	13:33:04.407
3 -	58.006	41.687	1:39.693 (2)	78.72	0.171	13:34:44.100
4 -	58.010	41.805	1:39.815 (3)	78.62	0.293	13:36:23.915
5 -	57.840	41.682	1:39.522 (1)	78.85		13:38:03.437
6 -	58.018	41.950	1:39.968	78.50	0.446	13:39:43.405

P31 51		Andrew DURANT		Suzuki SV650 -		
IDEAL LAP TIME : 1:51.043		BEST LAP TIME : 1:51.747		DIFFERENCE : 0.704		
LAP	SECTOR 1	SECTOR 2	LAP TIME	MPH	DIFF	TIME OF DAY
1 -		47.889	2:01.241 (2)	64.73	9.494	13:31:37.892
2 -	1:04.541	47.206	1:51.747 (1)	70.23		13:33:29.639

P32 34		Andrew JOHNSON		Suzuki SV650 - Rose & Charlie Racing		
IDEAL LAP TIME :		BEST LAP TIME : 1:54.438		DIFFERENCE :		
LAP	SECTOR 1	SECTOR 2	LAP TIME	MPH	DIFF	TIME OF DAY
1 -		45.852	1:54.438 (1)	68.57		13:31:31.089

BMCRC - MRO Championships 2021 - Rnd 3 @ Cadwell Park

MRO Minitwins

RACE 9 - BEST SECTORS

SECTOR 1			SECTOR 2			IDEAL / BEST COMPARISON						
POS	NO	NAME	TIME	NO	NAME	TIME	POS	NO	NAME	IDEAL	BEST	DIFF
									PERFECT LAP	1:39.313		
1	78	POVAH	57.840	232	WETHERELL	41.473	1	232	WETHERELL	1:39.506	1:39.653	0.147
2	96	HARRIS	57.878	78	POVAH	41.682	2	78	POVAH	1:39.522	1:39.522	0.000
3	232	WETHERELL	58.033	661	HARRIS	41.774	3	96	HARRIS	1:39.682	1:39.682	0.000
4	661	HARRIS	58.175	96	HARRIS	41.804	4	661	HARRIS	1:39.949	1:40.324	0.375
5	95	REYNOLDS	58.201	95	REYNOLDS	41.959	5	95	REYNOLDS	1:40.160	1:40.441	0.281
6	191	GOOD	58.779	191	GOOD	42.069	6	191	GOOD	1:40.848	1:40.848	0.000
7	5	MANTELL	59.023	710	HENSTOCK	42.686	7	710	HENSTOCK	1:41.733	1:42.397	0.664
8	710	HENSTOCK	59.047	16	COOPER	42.718	8	16	COOPER	1:41.951	1:41.951	0.000
9	58	SHEEHAN	59.180	19	LILLEY	42.840	9	19	LILLEY	1:42.028	1:42.214	0.186
10	19	LILLEY	59.188	66	DUCRAN	42.841	10	5	MANTELL	1:42.031	1:42.033	0.002
11	16	COOPER	59.233	56	INGHAM	42.985	11	58	SHEEHAN	1:42.171	1:42.171	0.000
12	56	INGHAM	59.291	58	SHEEHAN	42.991	12	56	INGHAM	1:42.276	1:42.442	0.166
13	66	DUCRAN	59.830	5	MANTELL	43.008	13	66	DUCRAN	1:42.671	1:42.931	0.260
14	81	MAY	1:00.605	81	MAY	43.737	14	81	MAY	1:44.342	1:44.414	0.072
15	140	LAWSON	1:02.022	159	RIDGWELL	44.517	15	159	RIDGWELL	1:46.682	1:46.903	0.221
16	159	RIDGWELL	1:02.165	474	VAUGHAN	44.782	16	140	LAWSON	1:46.809	1:47.529	0.720
17	44	PARKER	1:02.246	140	LAWSON	44.787	17	474	VAUGHAN	1:47.143	1:48.284	1.141
18	40	WILKINSON	1:02.307	40	WILKINSON	44.846	18	40	WILKINSON	1:47.153	1:47.153	0.000
19	474	VAUGHAN	1:02.361	561	LESLIE	44.947	19	44	PARKER	1:47.897	1:47.920	0.023
20	919	BELLIS	1:02.670	99	ELLIS	45.331	20	919	BELLIS	1:48.300	1:48.682	0.382
21	23	BECKETT	1:02.947	6	GOUGH	45.474	21	561	LESLIE	1:48.420	1:48.845	0.425
22	99	ELLIS	1:03.306	144	CRONIN	45.527	22	99	ELLIS	1:48.637	1:49.361	0.724
23	561	LESLIE	1:03.473	919	BELLIS	45.630	23	23	BECKETT	1:48.648	1:48.648	0.000
24	6	GOUGH	1:03.600	44	PARKER	45.651	24	6	GOUGH	1:49.074	1:49.457	0.383
25	47	BOHANAN	1:03.686	23	BECKETT	45.701	25	144	CRONIN	1:49.266	1:50.082	0.816
26	144	CRONIN	1:03.739	34	JOHNSON	45.852	26	47	BOHANAN	1:50.339	1:50.339	0.000
27	51	DURANT	1:03.837	47	BOHANAN	46.653	27	51	DURANT	1:51.043	1:51.747	0.704
28	138	JARMIN	1:04.835	51	DURANT	47.206	28	138	JARMIN	1:52.122	1:52.122	0.000
29	50	RIDGWELL	1:08.272	138	JARMIN	47.287	29	50	RIDGWELL	1:57.895	1:57.923	0.028
30	169	MILES	1:10.138	50	RIDGWELL	49.623	30	169	MILES	2:00.757	2:01.688	0.931
31	70	GILLAM	1:10.882	169	MILES	50.619	31	70	GILLAM	2:01.815	2:01.896	0.081
32				70	GILLAM	50.933	32	34	JOHNSON		1:54.438	

Weather / Track : Cloudy / Dry

Results can be found at www.tsl-timing.com

Cadwell Park
 Circuit Length = 2.1800 miles
 Start: 13:29 Flag 13:44 End: 13:46

Printed - 13:47 Sunday, 27 June 2021

BMCRC - MRO Championships 2021 - Rnd 3 @ Cadwell Park

MRO Minitwins

RACE 9 - STATISTICS

Competitors Started	32
Planned Start	2021-06-27 @ 12:40:00.000
Actual Start	2021-06-27 @ 13:29:36.650
Finish Time	2021-06-27 @ 13:44:48.238
Track Length	2.1800mi.
Total Laps	261
Total Distance Covered	568.9848mi.

Session Fastest Lap History

NO	NAME	LAP TIME	TIME OF DAY	LAP	VEHICLE
96	Dan HARRIS	1:46.429	13:31:23.104	1	Suzuki SV650
96	Dan HARRIS	1:40.083	13:33:03.187	2	Suzuki SV650
78	Keith POVAH	1:39.693	13:34:44.126	3	Suzuki SV650
96	Dan HARRIS	1:39.682	13:38:03.220	5	Suzuki SV650
78	Keith POVAH	1:39.522	13:38:03.462	5	Suzuki SV650

Session Leader History

NO	NAME	FROM LAP	LAPS LED	DISTANCE	VEHICLE
96	Dan HARRIS	1	6	13.08 miles	Suzuki SV650
232	Matt WETHERELL	7	3	6.54 miles	Suzuki SV650

Flag History

TYPE	TIME OF DAY
GREEN	13:29:36.650
FINISH	13:44:48.238

Flag Statistics

TYPE	COUNT	TOTAL LAPS	TOTAL TIME
Green	1	9	16:53.833
Red	0	0	0.000
Safety Car	0	0	0.000
FCY	0	0	0.000

Weather / Track : Cloudy / Dry

Results can be found at www.tsl-timing.com

Cadwell Park
Circuit Length = 2.1800 miles
Start: 13:29 Flag 13:44 End: 13:46

Printed - 13:47 Sunday, 27 June 2021

BMCRC - MRO Championships 2021 - Rnd 3 @ Cadwell Park



MRO Minitwins

RACE 19 - GRID (7 Laps)

ROW 12	34	258	Ande FRIEND	35	744	Gary ANDERSON
ROW 11	31	169	Robert MILES	32	70	Vanessa GILLAM
ROW 10	28	138	Craig JARMIN	29	34	Andrew JOHNSON
ROW 9	25	144	Nick CRONIN	26	47	Tristan BOHANAN
ROW 8	22	561	David LESLIE	23	99	Lee ELLIS
ROW 7	19	474	Tom VAUGHAN	20	23	Claire BECKETT
ROW 6	16	40	Simon WILKINSON	17	140	Luke LAWSON
ROW 5	13	66	Mitch DUCRAN	14	81	Malvern MAY
ROW 4	10	19	Kevin LILLEY	11	710	Craig HENSTOCK
ROW 3	7	16	Martin COOPER	8	5	Barry MANTELL
ROW 2	4	661	Cameron HARRIS	5	95	John REYNOLDS
ROW 1	1	78	Keith POVAH	2	232	Matt WETHERELL
			Pole	3	96	Dan HARRIS

Cadwell Park

Circuit Length = 2.1800 miles

These results are provisional until the conclusion of any judicial and technical matters.

Clerk Of Course :	Stewards :	Timekeeper : Sarah Evans
-------------------	------------	--------------------------

Results can be found at www.tsl-timing.com

Printed - 13:48 Sunday, 27 June 2021



BMCRC - MRO Championships 2021 - Rnd 3 @ Cadwell Park



MRO Minitwins

RACE 19 - CLASSIFICATION

POS	NO	NAME	ENTRY	LAPS	TIME	GAP	DIFF	MPH	BEST	ON
1	232	Matt WETHERELL	Suzuki SV650 - MSG Racing/Lamonde.com/FWR T	7	11:47.219			77.67	1:39.560	4
2	95	John REYNOLDS	Suzuki SV650 - Fins Motorcycles	7	11:53.052	5.833	5.833	77.04	1:40.233	3
3	78	Keith POVAH	Suzuki SV650 - Instagram @crap.sack give us a foll	7	11:53.141	5.922	0.089	77.03	1:40.646	4
4	661	Cameron HARRIS	Suzuki SV650 - HARRIS PERFORMANCE	7	11:53.493	6.274	0.352	76.99	1:40.208	7
5	191	Daniel GOOD	Suzuki SV650 - Quality Fast Facades and Joblings c	7	11:53.762	6.543	0.269	76.96	1:40.767	7
6	96	Dan HARRIS	Suzuki SV650 - HP Racing	7	11:59.784	12.565	6.022	76.32	1:41.081	4
7	16	Martin COOPER	Suzuki SV650 -	7	12:03.362	16.143	3.578	75.94	1:41.430	7
8	710	Craig HENSTOCK	Suzuki SV650 - Alheavy Ltd / Kronos Threat Manag	7	12:04.268	17.049	0.906	75.85	1:41.504	4
9	19	Kevin LILLEY	Suzuki SV650 - Trafalgar Cleaning Eqpt. / Steve Jor	7	12:09.552	22.333	5.284	75.30	1:42.232	4
10	5	Barry MANTELL	Suzuki SV650 S - Swedish car connection	7	12:09.929	22.710	0.377	75.26	1:42.322	5
11	66	Mitch DUCRAN	Suzuki SV650 -	7	12:10.990	23.771	1.061	75.15	1:42.312	5
12	58	James SHEEHAN	Suzuki SV650 - Sheehan Racing	7	12:15.069	27.850	4.079	74.73	1:43.162	4
13	56	Jamie INGHAM	Suzuki SV650 - Oadby motorcycle services	7	12:20.210	32.991	5.141	74.21	1:43.791	3
14	81	Malvern MAY	Suzuki SV650 -	7	12:36.590	49.371	16.380	72.61	1:45.314	2
15	474	Tom VAUGHAN	Suzuki SV650 - Matt "Fister" Wetherell	7	12:42.995	55.776	6.405	72.00	1:46.347	4
16	23	Claire BECKETT	Suzuki SV650 - P Sheils & Sons	7	12:49.898	1:02.679	6.903	71.35	1:47.844	3
17	159	Benn RIDGWELL	Suzuki SV650 - Ridgely Racing	7	12:51.609	1:04.390	1.711	71.19	1:47.611	7
18	40	Simon WILKINSON	Suzuki SV650 - S P Wilkinson Engineering Ltd	7	12:51.930	1:04.711	0.321	71.16	1:48.108	7
19	44	Tony PARKER	Suzuki SV650 - Emerald Elevators/PriceLess Copier	7	12:52.271	1:05.052	0.341	71.13	1:47.493	7
20	561	David LESLIE	Suzuki SV650 -	7	12:59.199	1:11.980	6.928	70.50	1:48.586	5
21	99	Lee ELLIS	Suzuki SV650 -	7	13:09.034	1:21.815	9.835	69.62	1:50.962	4
22	47	Tristan BOHANAN	Suzuki SV650 - Myself	7	13:19.400	1:32.181	10.366	68.72	1:51.290	7
23	50	Adam RIDGWELL	Suzuki SV650 - Ridgely Racing	6	12:04.539	1 Lap	1 Lap	64.99	1:58.991	6
24	169	Robert MILES	Suzuki SV650 - the bike shop long eaton	6	12:35.178	1 Lap	30.639	62.35	2:02.591	6

NOT CLASSIFIED

NS	140	Luke LAWSON	Suzuki SV650 - Lpl plastering and maintenance	0
NS	919	Andrew BELLIS	Suzuki SV650 - Cunco Ltd	0
NS	6	Daniel GOUGH	Suzuki SV650 - G Force Motorcycles	0
NS	144	Nick CRONIN	Suzuki SV650 -	0
NS	51	Andrew DURANT	Suzuki SV650 -	0
NS	138	Craig JARMIN	Suzuki SV650 - BK Racing	0
NS	34	Andrew JOHNSON	Suzuki SV650 - Rose & Charlie Racing	0
NS	70	Vanessa GILLAM	Suzuki SV650 - No More Straps Ltd	0
NS	84	Ricardo BRANCO	Suzuki SV650 - IMP Racing	0
NS	258	Ande FRIEND	Suzuki SV650 - Flying colours Motorcycle Training	0
NS	744	Gary ANDERSON	Suzuki SV650 - A&M MOT Services. Guildford	0

FASTEST LAP

232	Matt WETHERELL	Suzuki SV650 - MSG Racing/Lamonde.com/FWR T	4	1:39.560	78.82 mph	126.86 kph
-----	----------------	---	---	----------	-----------	------------

92.5% of Race Speed = 71.84 mph

Weather / Track : Cloudy / Dry

These results are provisional until the conclusion of any judicial and technical matters.

Cadwell Park: 2.1800 miles

Race Distance: 7 Laps / 15.26 miles

Start: 17:37 Flag 17:49 End: 17:51

Clerk Of Course :	Stewards :	Timekeeper : Sarah Evans
-------------------	------------	--------------------------

Results can be found at www.tsl-timing.com

Printed - 17:51 Sunday, 27 June 2021



BMCRC - MRO Championships 2021 - Rnd 3 @ Cadwell Park

MRO Minitwins

RACE 19 - LAP CHART

LAP 1 @ 17:39:43.555

NO	BEHIND	LAP TIME
232		1:46.481
78	0.133	1:46.614
96	0.698	1:47.179
191	0.807	1:47.288
661	1.258	1:47.739
95	1.729	1:48.210
16	2.039	1:48.520
58	3.256	1:49.737
5	3.572	1:50.053
56	4.329	1:50.810
19	4.341	1:50.822
710	4.620	1:51.101
66	5.111	1:51.592
81	9.806	1:56.287
44	10.175	1:56.656
23	10.380	1:56.861
474	10.509	1:56.990
159	10.657	1:57.138
40	11.510	1:57.991
99	12.301	1:58.782
561	12.485	1:58.966
47	13.799	2:00.280
50	21.364	2:07.845
169	27.295	2:13.776

LAP 2 @ 17:41:24.773

NO	BEHIND	LAP TIME
232		1:41.218
78	0.486	1:41.571
191	1.020	1:41.431
95	1.667	1:41.156
96	1.695	1:42.215
661	2.138	1:42.098
16	2.918	1:42.097
58	5.896	1:43.858
710	6.201	1:42.799
5	6.410	1:44.056
19	6.822	1:43.699
56	7.137	1:44.026
66	7.290	1:43.397
81	13.902	1:45.314
474	18.574	1:49.283
44	19.459	1:50.502
23	19.987	1:50.825
40	20.959	1:50.667
159	21.238	1:51.799
99	22.078	1:50.995
561	22.300	1:51.033
47	25.076	1:52.495
50	39.582	1:59.436
169	50.970	2:04.893

LAP 3 @ 17:43:05.201

NO	BEHIND	LAP TIME
232		1:40.428
78	1.222	1:41.164
95	1.472	1:40.233
191	2.019	1:41.427
96	2.631	1:41.364
661	2.713	1:41.003
16	5.120	1:42.630

710	7.743	1:41.970
58	9.320	1:43.852
19	9.376	1:42.982
5	9.763	1:43.781
56	10.500	1:43.791
66	10.915	1:44.053
81	20.224	1:46.750
474	25.043	1:46.897
23	27.403	1:47.844
44	29.143	1:50.112
40	29.585	1:49.054
159	29.766	1:48.956
99	32.624	1:50.974
561	32.829	1:50.957
47	39.848	1:55.200
50	58.391	1:59.237
169	1:17.354	2:06.812

LAP 4 @ 17:44:44.761

NO	BEHIND	LAP TIME
232		1:39.560
78	2.308	1:40.646
95	2.836	1:40.924
191	3.281	1:40.822
661	3.704	1:40.551
96	4.152	1:41.081
16	8.097	1:42.537
710	9.687	1:41.504
19	12.048	1:42.232
58	12.922	1:43.162
5	13.382	1:43.179
66	14.309	1:42.954
56	15.065	1:44.125
81	27.997	1:47.333
474	31.830	1:46.347
23	36.677	1:48.834
40	39.015	1:48.990
44	39.224	1:49.641
159	39.708	1:49.502
99	44.026	1:50.962
561	44.239	1:50.970
47	54.601	1:54.313
50	1:18.422	1:59.591

LAP 5 @ 17:46:24.812

NO	BEHIND	LAP TIME
232		1:40.051
169	1 Lap	2:03.564
78	3.641	1:41.384
95	3.747	1:40.962
191	4.010	1:40.780
661	4.308	1:40.655
96	5.651	1:41.550
16	10.589	1:42.543
710	11.398	1:41.762
19	14.559	1:42.562
5	15.653	1:42.322
58	16.327	1:43.456
66	16.570	1:42.312
56	19.552	1:44.538
81	34.206	1:46.260
474	38.658	1:46.879
23	44.873	1:48.247
40	47.801	1:48.837

44	48.040	1:48.867
159	48.362	1:48.705
561	52.774	1:48.586
99	56.045	1:52.070
47	1:08.245	1:53.695
50	1:37.810	1:59.439

LAP 6 @ 17:48:04.384

NO	BEHIND	LAP TIME
232		1:39.572
95	4.563	1:40.388
78	5.135	1:41.066
191	5.685	1:41.247
661	5.975	1:41.239
96	8.359	1:42.280
710	14.485	1:42.659
16	14.622	1:43.605
19	18.777	1:43.790
5	19.188	1:43.107
66	19.804	1:42.806
58	22.197	1:45.442
169	1 Lap	2:03.542
56	25.986	1:46.006
81	40.977	1:46.343
474	47.284	1:48.198
23	53.662	1:48.361
40	56.512	1:48.283
159	56.688	1:47.898
44	57.468	1:49.000
561	1:02.383	1:49.181
99	1:08.504	1:52.031
47	1:20.800	1:52.127

LAP 7 @ 17:49:44.293

NO	BEHIND	LAP TIME
232		1:39.909
95	5.833	1:41.179
78	5.922	1:40.696
661	6.274	1:40.208
191	6.543	1:40.767
96	12.565	1:44.115
16	16.143	1:41.430
710	17.049	1:42.473
50	1 Lap	1:58.991
19	22.333	1:43.465
5	22.710	1:43.431
66	23.771	1:43.876
58	27.850	1:45.562
56	32.991	1:46.914
169	1 Lap	2:02.591
81	49.371	1:48.303
474	55.776	1:48.401
23	1:02.679	1:48.926
159	1:04.390	1:47.611
40	1:04.711	1:48.108
44	1:05.052	1:47.493
561	1:11.980	1:49.506
99	1:21.815	1:53.220
47	1:32.181	1:51.290

Weather / Track : Cloudy / Dry

Results can be found at www.tsl-timing.com

Cadwell Park
Circuit Length = 2.1800 miles
Start: 17:37 Flag 17:49 End: 17:51

Printed - 17:53 Sunday, 27 June 2021

BMCRC - MRO Championships 2021 - Rnd 3 @ Cadwell Park

MRO Minitwins

RACE 19 - SECTOR ANALYSIS



SECTOR 1 = FL to I1, SECTOR 2 = I1 to FL, DIFF = Difference To Personal Best Lap, P = Crossed Finish Line in Pit Lane, D = Time Disallowed

P1 232		Matt WETHERELL		Suzuki SV650 - MSG Racing/Lamonde.com/FWR Tyres			
IDEAL LAP TIME : 1:39.225		BEST LAP TIME : 1:39.560		DIFFERENCE : 0.335			
LAP	SECTOR 1	SECTOR 2	LAP TIME	MPH	DIFF	TIME OF DAY	
1 -		42.736	1:46.481	73.70	6.921	17:39:43.555	
2 -	59.318	41.900	1:41.218	77.53	1.658	17:41:24.773	
3 -	58.681	41.747	1:40.428	78.14	0.868	17:43:05.201	
4 -	58.203	41.357	1:39.560 (1)	78.82		17:44:44.761	
5 -	57.956	42.095	1:40.051	78.44	0.491	17:46:24.812	
6 -	57.868	41.704	1:39.572 (2)	78.81	0.012	17:48:04.384	
7 -	58.459	41.450	1:39.909 (3)	78.55	0.349	17:49:44.293	

P2 95		John REYNOLDS		Suzuki SV650 - Fins Motorcycles			
IDEAL LAP TIME : 1:39.699		BEST LAP TIME : 1:40.233		DIFFERENCE : 0.534			
LAP	SECTOR 1	SECTOR 2	LAP TIME	MPH	DIFF	TIME OF DAY	
1 -		43.098	1:48.210	72.52	7.977	17:39:45.284	
2 -	58.363	42.793	1:41.156	77.58	0.923	17:41:26.440	
3 -	58.010	42.223	1:40.233 (1)	78.29		17:43:06.673	
4 -	58.389	42.535	1:40.924 (3)	77.76	0.691	17:44:47.597	
5 -	58.399	42.563	1:40.962	77.73	0.729	17:46:28.559	
6 -	58.699	41.689	1:40.388 (2)	78.17	0.155	17:48:08.947	
7 -	58.988	42.191	1:41.179	77.56	0.946	17:49:50.126	

P3 78		Keith POVAH		Suzuki SV650 - Instagram @crap.sack give us a follow!			
IDEAL LAP TIME : 1:40.342		BEST LAP TIME : 1:40.646		DIFFERENCE : 0.304			
LAP	SECTOR 1	SECTOR 2	LAP TIME	MPH	DIFF	TIME OF DAY	
1 -		42.936	1:46.614	73.61	5.968	17:39:43.688	
2 -	59.030	42.541	1:41.571	77.26	0.925	17:41:25.259	
3 -	58.925	42.239	1:41.164	77.57	0.518	17:43:06.423	
4 -	58.526	42.120	1:40.646 (1)	77.97		17:44:47.069	
5 -	58.840	42.544	1:41.384	77.40	0.738	17:46:28.453	
6 -	59.250	41.816	1:41.066 (3)	77.65	0.420	17:48:09.519	
7 -	58.678	42.018	1:40.696 (2)	77.93	0.050	17:49:50.215	

P4 661		Cameron HARRIS		Suzuki SV650 - HARRIS PERFORMANCE			
IDEAL LAP TIME : 1:40.058		BEST LAP TIME : 1:40.208		DIFFERENCE : 0.150			
LAP	SECTOR 1	SECTOR 2	LAP TIME	MPH	DIFF	TIME OF DAY	
1 -		43.237	1:47.739	72.84	7.531	17:39:44.813	
2 -	59.143	42.955	1:42.098	76.86	1.890	17:41:26.911	
3 -	58.182	42.821	1:41.003	77.70	0.795	17:43:07.914	
4 -	57.893	42.658	1:40.551 (2)	78.05	0.343	17:44:48.465	
5 -	58.127	42.528	1:40.655 (3)	77.96	0.447	17:46:29.120	
6 -	59.055	42.184	1:41.239	77.52	1.031	17:48:10.359	
7 -	58.043	42.165	1:40.208 (1)	78.31		17:49:50.567	

P5 191		Daniel GOOD		Suzuki SV650 - Quality Fast Facades and Joblings of Whitley Bc			
IDEAL LAP TIME : 1:40.287		BEST LAP TIME : 1:40.767		DIFFERENCE : 0.480			
LAP	SECTOR 1	SECTOR 2	LAP TIME	MPH	DIFF	TIME OF DAY	
1 -		42.983	1:47.288	73.14	6.521	17:39:44.362	
2 -	58.983	42.448	1:41.431	77.37	0.664	17:41:25.793	
3 -	58.984	42.443	1:41.427	77.37	0.660	17:43:07.220	
4 -	58.304	42.518	1:40.822 (3)	77.84	0.055	17:44:48.042	
5 -	58.314	42.466	1:40.780 (2)	77.87	0.013	17:46:28.822	
6 -	59.221	42.026	1:41.247	77.51	0.480	17:48:10.069	
7 -	58.784	41.983	1:40.767 (1)	77.88		17:49:50.836	

Weather / Track : Cloudy / Dry

Cadwell Park
 Circuit Length = 2.1800 miles
 Start: 17:37 Flag 17:49 End: 17:51

BMCRC - MRO Championships 2021 - Rnd 3 @ Cadwell Park

MRO Minitwins

RACE 19 - SECTOR ANALYSIS



SECTOR 1 = FL to I1, SECTOR 2 = I1 to FL, DIFF = Difference To Personal Best Lap, P = Crossed Finish Line in Pit Lane, D = Time Disallowed

P6 96		Dan HARRIS		Suzuki SV650 - HP Racing			
IDEAL LAP TIME : 1:40.719		BEST LAP TIME : 1:41.081		DIFFERENCE : 0.362			
LAP	SECTOR 1	SECTOR 2	LAP TIME	MPH	DIFF	TIME OF DAY	
1 -		42.935	1:47.179	73.22	6.098	17:39:44.253	
2 -	59.306	42.909	1:42.215	76.77	1.134	17:41:26.468	
3 -	58.558	42.806	1:41.364 (2)	77.42	0.283	17:43:07.832	
4 -	58.920	42.161	1:41.081 (1)	77.64		17:44:48.913	
5 -	58.849	42.701	1:41.550 (3)	77.28	0.469	17:46:30.463	
6 -	59.429	42.851	1:42.280	76.73	1.199	17:48:12.743	
7 -	1:00.124	43.991	1:44.115	75.37	3.034	17:49:56.858	

P7 16		Martin COOPER		Suzuki SV650 -			
IDEAL LAP TIME : 1:41.430		BEST LAP TIME : 1:41.430		DIFFERENCE : 0.000			
LAP	SECTOR 1	SECTOR 2	LAP TIME	MPH	DIFF	TIME OF DAY	
1 -		43.577	1:48.520	72.31	7.090	17:39:45.594	
2 -	58.885	43.212	1:42.097 (2)	76.86	0.667	17:41:27.691	
3 -	59.477	43.153	1:42.630	76.46	1.200	17:43:10.321	
4 -	59.327	43.210	1:42.537 (3)	76.53	1.107	17:44:52.858	
5 -	59.304	43.239	1:42.543	76.53	1.113	17:46:35.401	
6 -	1:00.388	43.217	1:43.605	75.74	2.175	17:48:19.006	
7 -	58.656	42.774	1:41.430 (1)	77.37		17:50:00.436	

P8 710		Craig HENSTOCK		Suzuki SV650 - Alheavy Ltd / Kronos Threat Management			
IDEAL LAP TIME : 1:41.448		BEST LAP TIME : 1:41.504		DIFFERENCE : 0.056			
LAP	SECTOR 1	SECTOR 2	LAP TIME	MPH	DIFF	TIME OF DAY	
1 -		44.355	1:51.101	70.63	9.597	17:39:48.175	
2 -	59.250	43.549	1:42.799	76.34	1.295	17:41:30.974	
3 -	59.637	42.333	1:41.970 (3)	76.96	0.466	17:43:12.944	
4 -	59.306	42.198	1:41.504 (1)	77.31		17:44:54.448	
5 -	59.427	42.335	1:41.762 (2)	77.12	0.258	17:46:36.210	
6 -	1:00.217	42.442	1:42.659	76.44	1.155	17:48:18.869	
7 -	59.650	42.823	1:42.473	76.58	0.969	17:50:01.342	

P9 19		Kevin LILLEY		Suzuki SV650 - Trafalgar Cleaning Eqpt. / Steve Jordan Motorcy			
IDEAL LAP TIME : 1:42.232		BEST LAP TIME : 1:42.232		DIFFERENCE : 0.000			
LAP	SECTOR 1	SECTOR 2	LAP TIME	MPH	DIFF	TIME OF DAY	
1 -		44.270	1:50.822	70.81	8.590	17:39:47.896	
2 -	59.463	44.236	1:43.699	75.68	1.467	17:41:31.595	
3 -	59.833	43.149	1:42.982 (3)	76.20	0.750	17:43:14.577	
4 -	59.112	43.120	1:42.232 (1)	76.76		17:44:56.809	
5 -	59.321	43.241	1:42.562 (2)	76.52	0.330	17:46:39.371	
6 -	1:00.197	43.593	1:43.790	75.61	1.558	17:48:23.161	
7 -	1:00.332	43.133	1:43.465	75.85	1.233	17:50:06.626	

P10 5		Barry MANTELL		Suzuki SV650 S - Swedish car connection			
IDEAL LAP TIME : 1:42.181		BEST LAP TIME : 1:42.322		DIFFERENCE : 0.141			
LAP	SECTOR 1	SECTOR 2	LAP TIME	MPH	DIFF	TIME OF DAY	
1 -		43.790	1:50.053	71.31	7.731	17:39:47.127	
2 -	59.873	44.183	1:44.056	75.42	1.734	17:41:31.183	
3 -	1:00.464	43.317	1:43.781	75.62	1.459	17:43:14.964	
4 -	59.631	43.548	1:43.179 (3)	76.06	0.857	17:44:58.143	
5 -	59.404	42.918	1:42.322 (1)	76.69		17:46:40.465	
6 -	59.263	43.844	1:43.107 (2)	76.11	0.785	17:48:23.572	
7 -	1:00.039	43.392	1:43.431	75.87	1.109	17:50:07.003	

Weather / Track : Cloudy / Dry

Cadwell Park
 Circuit Length = 2.1800 miles
 Start: 17:37 Flag 17:49 End: 17:51

BMCRC - MRO Championships 2021 - Rnd 3 @ Cadwell Park

MRO Minitwins

RACE 19 - SECTOR ANALYSIS



SECTOR 1 = FL to I1, SECTOR 2 = I1 to FL, DIFF = Difference To Personal Best Lap, P = Crossed Finish Line in Pit Lane, D = Time Disallowed

P11 66		Mitch DUCRAN		Suzuki SV650 -		
IDEAL LAP TIME : 1:42.312		BEST LAP TIME : 1:42.312		DIFFERENCE : 0.000		
LAP	SECTOR 1	SECTOR 2	LAP TIME	MPH	DIFF	TIME OF DAY
1 -		44.275	1:51.592	70.32	9.280	17:39:48.666
2 -	1:00.003	43.394	1:43.397	75.90	1.085	17:41:32.063
3 -	1:00.147	43.906	1:44.053	75.42	1.741	17:43:16.116
4 -	59.718	43.236	1:42.954 (3)	76.22	0.642	17:44:59.070
5 -	59.100	43.212	1:42.312 (1)	76.70		17:46:41.382
6 -	59.319	43.487	1:42.806 (2)	76.33	0.494	17:48:24.188
7 -	59.845	44.031	1:43.876	75.55	1.564	17:50:08.064

P12 58		James SHEEHAN		Suzuki SV650 - Sheehan Racing		
IDEAL LAP TIME : 1:42.842		BEST LAP TIME : 1:43.162		DIFFERENCE : 0.320		
LAP	SECTOR 1	SECTOR 2	LAP TIME	MPH	DIFF	TIME OF DAY
1 -		43.879	1:49.737	71.51	6.575	17:39:46.811
2 -	59.955	43.903	1:43.858	75.56	0.696	17:41:30.669
3 -	1:00.486	43.366	1:43.852 (3)	75.56	0.690	17:43:14.521
4 -	59.649	43.513	1:43.162 (1)	76.07		17:44:57.683
5 -	1:00.263	43.193	1:43.456 (2)	75.85	0.294	17:46:41.139
6 -	1:00.405	45.037	1:45.442	74.43	2.280	17:48:26.581
7 -	1:01.185	44.377	1:45.562	74.34	2.400	17:50:12.143

P13 56		Jamie INGHAM		Suzuki SV650 - Oadby motorcycle services		
IDEAL LAP TIME : 1:43.614		BEST LAP TIME : 1:43.791		DIFFERENCE : 0.177		
LAP	SECTOR 1	SECTOR 2	LAP TIME	MPH	DIFF	TIME OF DAY
1 -		44.686	1:50.810	70.82	7.019	17:39:47.884
2 -	1:00.199	43.827	1:44.026 (2)	75.44	0.235	17:41:31.910
3 -	1:00.084	43.707	1:43.791 (1)	75.61		17:43:15.701
4 -	59.907	44.218	1:44.125 (3)	75.37	0.334	17:44:59.826
5 -	1:00.751	43.787	1:44.538	75.07	0.747	17:46:44.364
6 -	1:01.731	44.275	1:46.006	74.03	2.215	17:48:30.370
7 -	1:02.202	44.712	1:46.914	73.40	3.123	17:50:17.284

P14 81		Malvern MAY		Suzuki SV650 -		
IDEAL LAP TIME : 1:45.314		BEST LAP TIME : 1:45.314		DIFFERENCE : 0.000		
LAP	SECTOR 1	SECTOR 2	LAP TIME	MPH	DIFF	TIME OF DAY
1 -		46.381	1:56.287	67.48	10.973	17:39:53.361
2 -	1:01.575	43.739	1:45.314 (1)	74.52		17:41:38.675
3 -	1:02.999	43.751	1:46.750	73.51	1.436	17:43:25.425
4 -	1:02.692	44.641	1:47.333	73.11	2.019	17:45:12.758
5 -	1:01.945	44.315	1:46.260 (2)	73.85	0.946	17:46:59.018
6 -	1:02.196	44.147	1:46.343 (3)	73.79	1.029	17:48:45.361
7 -	1:03.095	45.208	1:48.303	72.46	2.989	17:50:33.664

P15 474		Tom VAUGHAN		Suzuki SV650 - Matt "Fister" Wetherell		
IDEAL LAP TIME : 1:46.347		BEST LAP TIME : 1:46.347		DIFFERENCE : 0.000		
LAP	SECTOR 1	SECTOR 2	LAP TIME	MPH	DIFF	TIME OF DAY
1 -		45.916	1:56.990	67.08	10.643	17:39:54.064
2 -	1:03.781	45.502	1:49.283	71.81	2.936	17:41:43.347
3 -	1:02.585	44.312	1:46.897 (3)	73.41	0.550	17:43:30.244
4 -	1:02.084	44.263	1:46.347 (1)	73.79		17:45:16.591
5 -	1:02.541	44.338	1:46.879 (2)	73.42	0.532	17:47:03.470
6 -	1:03.196	45.002	1:48.198	72.53	1.851	17:48:51.668
7 -	1:03.024	45.377	1:48.401	72.39	2.054	17:50:40.069

Weather / Track : Cloudy / Dry

Cadwell Park
Circuit Length = 2.1800 miles
Start: 17:37 Flag 17:49 End: 17:51

BMCRC - MRO Championships 2021 - Rnd 3 @ Cadwell Park

MRO Minitwins

RACE 19 - SECTOR ANALYSIS



SECTOR 1 = FL to I1, SECTOR 2 = I1 to FL, DIFF = Difference To Personal Best Lap, P = Crossed Finish Line in Pit Lane, D = Time Disallowed

P16 23		Claire BECKETT		Suzuki SV650 - P Sheils & Sons		
IDEAL LAP TIME : 1:47.844		BEST LAP TIME : 1:47.844		DIFFERENCE : 0.000		
LAP	SECTOR 1	SECTOR 2	LAP TIME	MPH	DIFF	TIME OF DAY
1 -		46.407	1:56.861	67.15	9.017	17:39:53.935
2 -	1:04.320	46.505	1:50.825	70.81	2.981	17:41:44.760
3 -	1:02.650	45.194	1:47.844 (1)	72.77		17:43:32.604
4 -	1:03.242	45.592	1:48.834	72.11	0.990	17:45:21.438
5 -	1:02.966	45.281	1:48.247 (2)	72.50	0.403	17:47:09.685
6 -	1:02.855	45.506	1:48.361 (3)	72.42	0.517	17:48:58.046
7 -	1:03.089	45.837	1:48.926	72.04	1.082	17:50:46.972

P17 159		Benn RIDGWELL		Suzuki SV650 - Ridgely Racing		
IDEAL LAP TIME : 1:47.611		BEST LAP TIME : 1:47.611		DIFFERENCE : 0.000		
LAP	SECTOR 1	SECTOR 2	LAP TIME	MPH	DIFF	TIME OF DAY
1 -		45.755	1:57.138	66.99	9.527	17:39:54.212
2 -	1:04.341	47.458	1:51.799	70.19	4.188	17:41:46.011
3 -	1:03.118	45.838	1:48.956	72.02	1.345	17:43:34.967
4 -	1:03.261	46.241	1:49.502	71.67	1.891	17:45:24.469
5 -	1:02.997	45.708	1:48.705 (3)	72.19	1.094	17:47:13.174
6 -	1:02.667	45.231	1:47.898 (2)	72.73	0.287	17:49:01.072
7 -	1:02.495	45.116	1:47.611 (1)	72.92		17:50:48.683

P18 40		Simon WILKINSON		Suzuki SV650 - S P Wilkinson Engineering Ltd		
IDEAL LAP TIME : 1:47.737		BEST LAP TIME : 1:48.108		DIFFERENCE : 0.371		
LAP	SECTOR 1	SECTOR 2	LAP TIME	MPH	DIFF	TIME OF DAY
1 -		46.004	1:57.991	66.51	9.883	17:39:55.065
2 -	1:04.026	46.641	1:50.667	70.91	2.559	17:41:45.732
3 -	1:03.061	45.993	1:49.054	71.96	0.946	17:43:34.786
4 -	1:02.946	46.044	1:48.990	72.00	0.882	17:45:23.776
5 -	1:03.097	45.740	1:48.837 (3)	72.10	0.729	17:47:12.613
6 -	1:02.532	45.751	1:48.283 (2)	72.47	0.175	17:49:00.896
7 -	1:02.903	45.205	1:48.108 (1)	72.59		17:50:49.004

P19 44		Tony PARKER		Suzuki SV650 - Emerald Elevators/PriceLess Copiers		
IDEAL LAP TIME : 1:47.493		BEST LAP TIME : 1:47.493		DIFFERENCE : 0.000		
LAP	SECTOR 1	SECTOR 2	LAP TIME	MPH	DIFF	TIME OF DAY
1 -		46.863	1:56.656	67.27	9.163	17:39:53.730
2 -	1:03.892	46.610	1:50.502	71.02	3.009	17:41:44.232
3 -	1:04.180	45.932	1:50.112	71.27	2.619	17:43:34.344
4 -	1:03.674	45.967	1:49.641	71.57	2.148	17:45:23.985
5 -	1:03.159	45.708	1:48.867 (2)	72.08	1.374	17:47:12.852
6 -	1:02.635	46.365	1:49.000 (3)	72.00	1.507	17:49:01.852
7 -	1:02.308	45.185	1:47.493 (1)	73.01		17:50:49.345

P20 561		David LESLIE		Suzuki SV650 -		
IDEAL LAP TIME : 1:48.491		BEST LAP TIME : 1:48.586		DIFFERENCE : 0.095		
LAP	SECTOR 1	SECTOR 2	LAP TIME	MPH	DIFF	TIME OF DAY
1 -		45.891	1:58.966	65.96	10.380	17:39:56.040
2 -	1:04.463	46.570	1:51.033	70.68	2.447	17:41:47.073
3 -	1:04.614	46.343	1:50.957	70.73	2.371	17:43:38.030
4 -	1:04.808	46.162	1:50.970	70.72	2.384	17:45:29.000
5 -	1:03.109	45.477	1:48.586 (1)	72.27		17:47:17.586
6 -	1:03.799	45.382	1:49.181 (2)	71.88	0.595	17:49:06.767
7 -	1:04.008	45.498	1:49.506 (3)	71.66	0.920	17:50:56.273

Weather / Track : Cloudy / Dry

Cadwell Park
Circuit Length = 2.1800 miles
Start: 17:37 Flag 17:49 End: 17:51

BMCRC - MRO Championships 2021 - Rnd 3 @ Cadwell Park

MRO Minitwins

RACE 19 - SECTOR ANALYSIS



SECTOR 1 = FL to I1, SECTOR 2 = I1 to FL, DIFF = Difference To Personal Best Lap, P = Crossed Finish Line in Pit Lane, D = Time Disallowed

P21 99		Lee ELLIS		Suzuki SV650 -		
IDEAL LAP TIME : 1:50.313		BEST LAP TIME : 1:50.962		DIFFERENCE : 0.649		
LAP	SECTOR 1	SECTOR 2	LAP TIME	MPH	DIFF	TIME OF DAY
1 -		46.078	1:58.782	66.07	7.820	17:39:55.856
2 -	1:04.235	46.760	1:50.995 (3)	70.70	0.033	17:41:46.851
3 -	1:04.292	46.682	1:50.974 (2)	70.71	0.012	17:43:37.825
4 -	1:04.763	46.199	1:50.962 (1)	70.72		17:45:28.787
5 -	1:04.864	47.206	1:52.070	70.02	1.108	17:47:20.857
6 -	1:05.307	46.724	1:52.031	70.05	1.069	17:49:12.888
7 -	1:05.793	47.427	1:53.220	69.31	2.258	17:51:06.108

P22 47		Tristan BOHANAN		Suzuki SV650 - Myself		
IDEAL LAP TIME : 1:51.259		BEST LAP TIME : 1:51.290		DIFFERENCE : 0.031		
LAP	SECTOR 1	SECTOR 2	LAP TIME	MPH	DIFF	TIME OF DAY
1 -		46.885	2:00.280	65.24	8.990	17:39:57.354
2 -	1:04.706	47.789	1:52.495 (3)	69.76	1.205	17:41:49.849
3 -	1:06.589	48.611	1:55.200	68.12	3.910	17:43:45.049
4 -	1:06.302	48.011	1:54.313	68.65	3.023	17:45:39.362
5 -	1:06.076	47.619	1:53.695	69.02	2.405	17:47:33.057
6 -	1:04.836	47.291	1:52.127 (2)	69.99	0.837	17:49:25.184
7 -	1:04.374	46.916	1:51.290 (1)	70.51		17:51:16.474

P23 50		Adam RIDGWELL		Suzuki SV650 - Ridgely Racing		
IDEAL LAP TIME : 1:58.721		BEST LAP TIME : 1:58.991		DIFFERENCE : 0.270		
LAP	SECTOR 1	SECTOR 2	LAP TIME	MPH	DIFF	TIME OF DAY
1 -		51.121	2:07.845	61.38	8.854	17:40:04.919
2 -	1:08.892	50.544	1:59.436 (3)	65.70	0.445	17:42:04.355
3 -	1:08.572	50.665	1:59.237 (2)	65.81	0.246	17:44:03.592
4 -	1:08.752	50.839	1:59.591	65.62	0.600	17:46:03.183
5 -	1:09.110	50.329	1:59.439	65.70	0.448	17:48:02.622
6 -	1:08.842	50.149	1:58.991 (1)	65.95		17:50:01.613

P24 169		Robert MILES		Suzuki SV650 - the bike shop long eaton		
IDEAL LAP TIME : 2:02.591		BEST LAP TIME : 2:02.591		DIFFERENCE : 0.000		
LAP	SECTOR 1	SECTOR 2	LAP TIME	MPH	DIFF	TIME OF DAY
1 -		53.635	2:13.776	58.66	11.185	17:40:10.850
2 -	1:12.055	52.838	2:04.893	62.83	2.302	17:42:15.743
3 -	1:11.939	54.873	2:06.812	61.88	4.221	17:44:22.555
4 -	1:11.863	51.701	2:03.564 (3)	63.51	0.973	17:46:26.119
5 -	1:11.315	52.227	2:03.542 (2)	63.52	0.951	17:48:29.661
6 -	1:10.900	51.691	2:02.591 (1)	64.01		17:50:32.252

BMCRC - MRO Championships 2021 - Rnd 3 @ Cadwell Park

MRO Minitwins

RACE 19 - BEST SECTORS

SECTOR 1			SECTOR 2			IDEAL / BEST COMPARISON						
POS	NO	NAME	TIME	NO	NAME	TIME	POS	NO	NAME	IDEAL	BEST	DIFF
									PERFECT LAP	1:39.225		
1	232	WETHERELL	57.868	232	WETHERELL	41.357	1	232	WETHERELL	1:39.225	1:39.560	0.335
2	661	HARRIS	57.893	95	REYNOLDS	41.689	2	95	REYNOLDS	1:39.699	1:40.233	0.534
3	95	REYNOLDS	58.010	78	POVAH	41.816	3	661	HARRIS	1:40.058	1:40.208	0.150
4	191	GOOD	58.304	191	GOOD	41.983	4	191	GOOD	1:40.287	1:40.767	0.480
5	78	POVAH	58.526	96	HARRIS	42.161	5	78	POVAH	1:40.342	1:40.646	0.304
6	96	HARRIS	58.558	661	HARRIS	42.165	6	96	HARRIS	1:40.719	1:41.081	0.362
7	16	COOPER	58.656	710	HENSTOCK	42.198	7	16	COOPER	1:41.430	1:41.430	0.000
8	66	DUCRAN	59.100	16	COOPER	42.774	8	710	HENSTOCK	1:41.448	1:41.504	0.056
9	19	LILLEY	59.112	5	MANTELL	42.918	9	5	MANTELL	1:42.181	1:42.322	0.141
10	710	HENSTOCK	59.250	19	LILLEY	43.120	10	19	LILLEY	1:42.232	1:42.232	0.000
11	5	MANTELL	59.263	58	SHEEHAN	43.193	11	66	DUCRAN	1:42.312	1:42.312	0.000
12	58	SHEEHAN	59.649	66	DUCRAN	43.212	12	58	SHEEHAN	1:42.842	1:43.162	0.320
13	56	INGHAM	59.907	56	INGHAM	43.707	13	56	INGHAM	1:43.614	1:43.791	0.177
14	81	MAY	1:01.575	81	MAY	43.739	14	81	MAY	1:45.314	1:45.314	0.000
15	474	VAUGHAN	1:02.084	474	VAUGHAN	44.263	15	474	VAUGHAN	1:46.347	1:46.347	0.000
16	44	PARKER	1:02.308	159	RIDGWELL	45.116	16	44	PARKER	1:47.493	1:47.493	0.000
17	159	RIDGWELL	1:02.495	44	PARKER	45.185	17	159	RIDGWELL	1:47.611	1:47.611	0.000
18	40	WILKINSON	1:02.532	23	BECKETT	45.194	18	40	WILKINSON	1:47.737	1:48.108	0.371
19	23	BECKETT	1:02.650	40	WILKINSON	45.205	19	23	BECKETT	1:47.844	1:47.844	0.000
20	561	LESLIE	1:03.109	561	LESLIE	45.382	20	561	LESLIE	1:48.491	1:48.586	0.095
21	99	ELLIS	1:04.235	99	ELLIS	46.078	21	99	ELLIS	1:50.313	1:50.962	0.649
22	47	BOHANAN	1:04.374	47	BOHANAN	46.885	22	47	BOHANAN	1:51.259	1:51.290	0.031
23	50	RIDGWELL	1:08.572	50	RIDGWELL	50.149	23	50	RIDGWELL	1:58.721	1:58.991	0.270
24	169	MILES	1:10.900	169	MILES	51.691	24	169	MILES	2:02.591	2:02.591	0.000
25												

Weather / Track : Cloudy / Dry

Results can be found at www.tsl-timing.com

Cadwell Park
Circuit Length = 2.1800 miles
Start: 17:37 Flag 17:49 End: 17:51

Printed - 17:53 Sunday, 27 June 2021

BMCRC - MRO Championships 2021 - Rnd 3 @ Cadwell Park

MRO Minitwins

RACE 19 - STATISTICS

Competitors Started	24
Planned Start	2021-06-27 @ 17:30:00.000
Actual Start	2021-06-27 @ 17:37:57.073
Finish Time	2021-06-27 @ 17:49:44.292
Track Length	2.1800mi.
Total Laps	166
Total Distance Covered	361.8831mi.

Session Fastest Lap History

NO	NAME	LAP TIME	TIME OF DAY	LAP	VEHICLE
232	Matt WETHERELL	1:46.481	17:39:43.566	1	Suzuki SV650
232	Matt WETHERELL	1:41.218	17:41:24.785	2	Suzuki SV650
95	John REYNOLDS	1:41.156	17:41:26.451	2	Suzuki SV650
232	Matt WETHERELL	1:40.428	17:43:05.216	3	Suzuki SV650
95	John REYNOLDS	1:40.233	17:43:06.686	3	Suzuki SV650
232	Matt WETHERELL	1:39.560	17:44:44.774	4	Suzuki SV650

Session Leader History

NO	NAME	FROM LAP	LAPS LED	DISTANCE	VEHICLE
232	Matt WETHERELL	1	7	15.26 miles	Suzuki SV650

Flag History

TYPE	TIME OF DAY
GREEN	17:37:57.073
FINISH	17:49:44.292

Flag Statistics

TYPE	COUNT	TOTAL LAPS	TOTAL TIME
Green	1	7	13:22.352
Red	0	0	0.000
Safety Car	0	0	0.000
FCY	0	0	0.000

Weather / Track : Cloudy / Dry

Results can be found at www.tsl-timing.com

Cadwell Park
Circuit Length = 2.1800 miles
Start: 17:37 Flag 17:49 End: 17:51

Printed - 17:53 Sunday, 27 June 2021

BMCRC-MRO Championships 2021



Kawasaki



ACU TEAM GREEN JUNIOR CUP & SENIOR 300

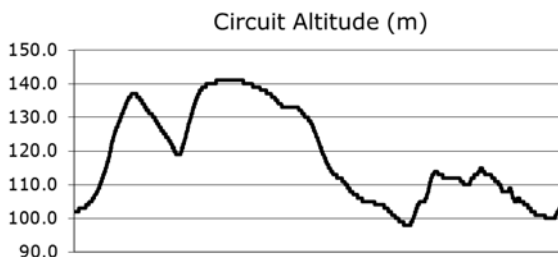
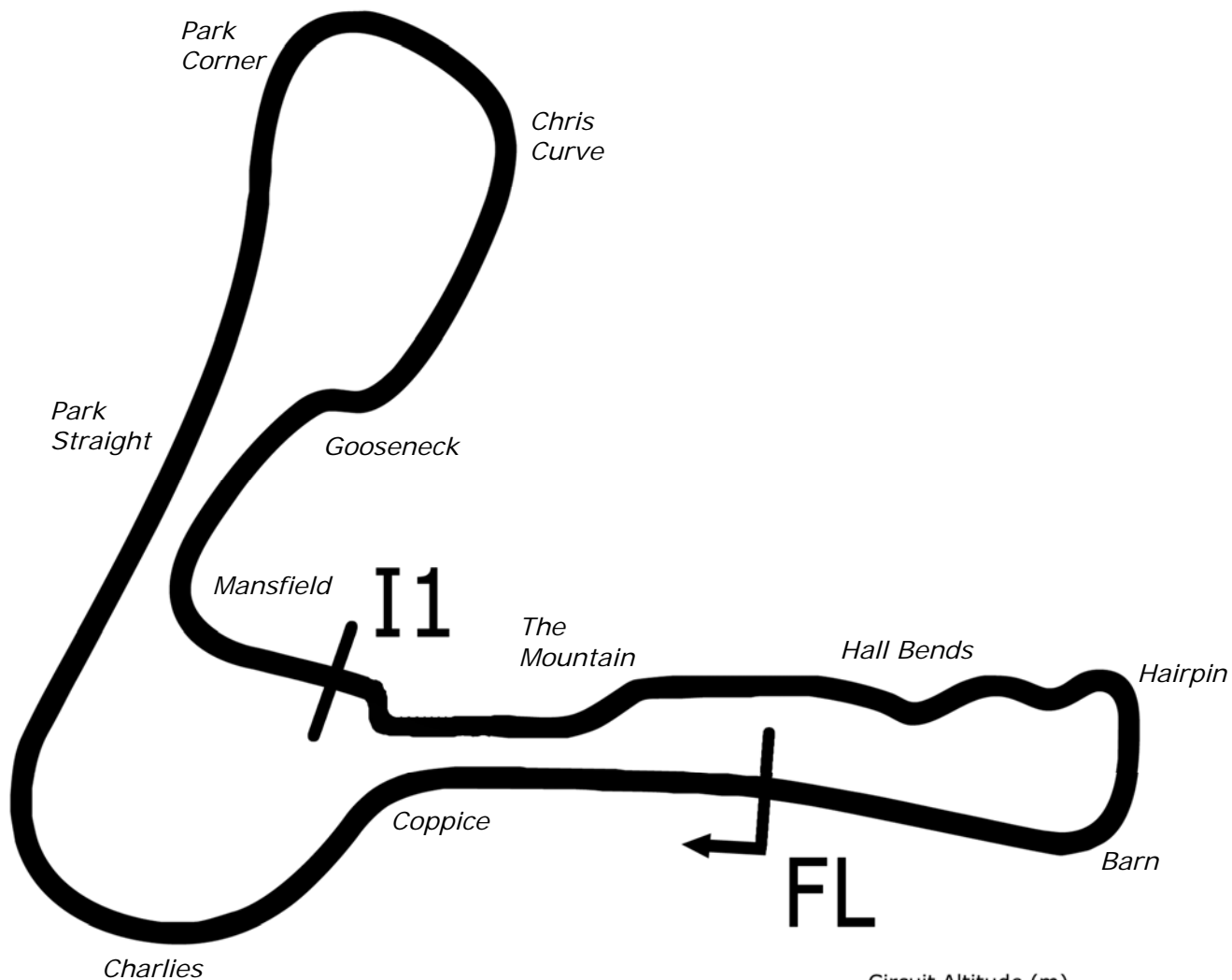
Cadwell Park

26th / 27th June 2021



Results Provided by Timing Solutions Ltd
www.tsl-timing.com

Cadwell Park



Length	2.1800 miles	3508.4 m	
FL		53.31024 N	0.05940 W
I1	2330m	53.30708 N	0.06270 W
Pit Entry	3472m	53.31103 N	0.05889 W
Pit Exit	0m after FL	53.31030 N	0.05940 W
Pit Entry-Pit Exit 92m, 6.6s @50kph, 5.5s @60kph			

All results available at www.tsl-timing.com

BMCRC - MRO Championships 2021 - Rnd 3 @ Cadwell Park

ACU Team Green Junior Cup & Senior 300

QUALIFYING - CLASSIFICATION



Kawasaki

POS	NO	CL	PIC NAME	ENTRY	TIME	ON	LAPS	GAP	DIFF	MPH
1	14	J	1 Finn SMART-WEEDEN	Kawasak NINJA 400 - Mum and Dad	1:45.694	7	7			74.25
2	777	J	2 Maximus HARDY	Kawasaki NINJA 400 - DAD	1:47.727	5	7	2.033	2.033	72.85
3	50	J	3 Fred McMULLAN	Kawasaki NINJA 300 - Orwell motorcycles Ipswich	1:47.748	4	7	2.054	0.021	72.83
4	8	S	1 Phil ATKINSON	Kawasaki NINJA 300 - Rose mot centre	1:47.878	5	7	2.184	0.130	72.74
5	31	J	4 Dylan MELLOR	Kawasaki NINJA 300 - Team Mellor Racing	1:48.055	3	7	2.361	0.177	72.63
6	30	J	5 Owen MELLOR	Kawasaki NINJA 300 - Team Mellor Racing	1:48.424	6	7	2.730	0.369	72.38
7	196	J	6 Jack KIRSCH	Kawasaki NINJA 400 - Core Formwork	1:48.974	5	7	3.280	0.550	72.01
8	77	J	7 Joe WHITE	Kawasaki NINJA 300 - Just In Graphics /MZ CONTRA	1:51.398	5	7	5.704	2.424	70.45
9	61	S	2 Kathryn WALKER	Kawasaki NINJA 400 - Think Bike Gear & AutoSmart F	1:51.633	4	7	5.939	0.235	70.30
10	0	S	3 Mark HARDY	Kawasaki NINJA 400 - me	1:51.713	5	6	6.019	0.080	70.25
11	69	S	4 Danny HUSKINSON	Kawasaki NINJA 300 - art of racing	1:51.761	4	7	6.067	0.048	70.22
12	65	S	5 Konrad BREESE	Kawasaki NINJA 300 - STIHL Racing	1:51.885	6	7	6.191	0.124	70.14
13	19	J	8 James O'MARA	Kawasaki NINJA 300 - BRP Machining Ltd	1:52.172	6	7	6.478	0.287	69.96
14	32	S	6 Conor MURRAY	Kawasaki NINJA 300 -	1:52.550	7	7	6.856	0.378	69.72
15	34	J	9 Oliver ARBON	Kawasaki NINJA 400 - tt plumbing and heating	1:52.617	7	7	6.923	0.067	69.68
16	70	S	7 Justin WHITE	Kawasaki NINJA 300 - Just In Graphics	1:53.397	3	7	7.703	0.780	69.20
17	81	J	10 Keo WALKER	Kawasaki NINJA 300 - Martin Wight Electrical	1:54.135	3	6	8.441	0.738	68.76
18	60	J	11 Lennon DOCHERTY	Kawasaki NINJA 300 - Doc Fit Training	1:54.440	6	6	8.746	0.305	68.57
19	24	S	8 Darren STOLTON	Kawasaki NINJA 300 -	1:54.561	5	6	8.867	0.121	68.50
20	26	S	9 Nicholas BETTRIDGE	Kawasaki NINJA 300 - Weald builders	1:55.550	6	6	9.856	0.989	67.91
21	48	S	10 Kevin SABBARTON	Kawasaki NINJA 300 -	1:56.408	5	6	10.714	0.858	67.41
22	66	S	11 Mark SMITH	Kawasaki NINJA 300 - MHP EXHAUST'S	1:56.703	7	7	11.009	0.295	67.24
23	400	S	12 Stuart THURTL	Kawasaki NINJA 400 - TeamTortoise Racing	1:57.163	6	6	11.469	0.460	66.98
24	10	S	13 Mike BRUNSDON	Kawasaki NINJA 300 - CF Fairford	1:58.451	6	6	12.757	1.288	66.25
25	39	S	14 Peter PARAPANOS	Kawasaki NINJA 300 - AMR Glasgow Kawasaki	1:59.581	3	6	13.887	1.130	65.62
26	88	S	15 David COURT	Kawasaki NINJA 300 -	2:00.329	3	6	14.635	0.748	65.22
27	311	12s	1 Nathan-Ellis WARD	Kawasaki NINJA 300 - Zipped up racing	2:01.477	5	6	15.783	1.148	64.60
28	96	S	16 Giovanni BELIOSSI	Kawasaki NINJA 300 - ASR Accident Storage Recover	2:02.065	5	6	16.371	0.588	64.29
29	87	J	12 James CLEARY	Kawasaki NINJA 300 - Mum and Dad	2:02.079	6	6	16.385	0.014	64.28
30	58	J	13 Matthew WOOD	Kawasaki NINJA 300 -	2:02.135	6	6	16.441	0.056	64.25
31	18	J	14 George HIGGINS	Kawasaki NINJA 300 - Aztec Racing	2:03.379	3	6	17.685	1.244	63.60
32	97	J	15 Ben PLATT	Kawasaki NINJA 400 - adss ltd	2:03.789	6	6	18.095	0.410	63.39
33	118	J	16 Max HALL	Kawasaki NINJA 300 - Racecraft rider development	2:06.142	2	6	20.448	2.353	62.21
34	64	J	17 Jamie MALIN	Kawasaki NINJA 300 -	2:10.648	6	6	24.954	4.506	60.07
35	181	12s	2 Pierce REEVES	Kawasaki NINJA -	2:18.146	5	5	32.452	7.498	56.80
36	45	J	18 Jake MARSH	Kawasaki NINJA 300 - Zipped Up Racing			0			

Weather / Track : Cloudy / Dry

These results are provisional until the conclusion of any judicial and technical matters.

Cadwell Park

Circuit Length = 2.1800 miles

Start: 10:46 Flag 10:59 End: 11:01

Clerk Of Course :	Stewards :	Timekeeper : Sarah Evans
-------------------	------------	--------------------------

Results can be found at www.tsl-timing.com

Printed - 11:01 Saturday, 26 June 2021



BMCRC - MRO Championships 2021 - Rnd 3 @ Cadwell Park

ACU Team Green Junior Cup & Senior 300

QUALIFYING - SECTOR ANALYSIS



SECTOR 1 = FL to I1, SECTOR 2 = I1 to FL, DIFF = Difference To Personal Best Lap, P = Crossed Finish Line in Pit Lane, D = Time Disallowed

P1 14 J Finn SMART-WEEDEN		Kawasaki NINJA 400 - Mum and Dad				
IDEAL LAP TIME : 1:45.266		BEST LAP TIME : 1:45.694				
		DIFFERENCE : 0.428				
LAP	SECTOR 1	SECTOR 2	LAP TIME	MPH	DIFF	TIME OF DAY
1 -	1:05.363	45.528	1:50.891	70.77	5.197	10:48:59.425
2 -	1:03.211	44.324	1:47.535	72.98	1.841	10:50:46.960
3 -	1:02.310	44.408	1:46.718	73.54	1.024	10:52:33.678
4 -	1:01.979	43.810	1:45.789 (2)	74.18	0.095	10:54:19.467
5 -	1:03.209	44.093	1:47.302	73.13	1.608	10:56:06.769
6 -	1:01.612	44.372	1:45.984 (3)	74.04	0.290	10:57:52.753
7 -	1:02.040	43.654	1:45.694 (1)	74.25		10:59:38.447

P2 777 J Maximus HARDY		Kawasaki NINJA 400 - DAD				
IDEAL LAP TIME : 1:47.332		BEST LAP TIME : 1:47.727				
		DIFFERENCE : 0.395				
LAP	SECTOR 1	SECTOR 2	LAP TIME	MPH	DIFF	TIME OF DAY
1 -	1:06.684	45.517	1:52.201	69.94	4.474	10:49:04.005
2 -	1:04.756	45.921	1:50.677	70.90	2.950	10:50:54.682
3 -	1:03.648	45.700	1:49.348	71.77	1.621	10:52:44.030
4 -	1:04.187	44.257	1:48.444 (2)	72.36	0.717	10:54:32.474
5 -	1:03.317	44.410	1:47.727 (1)	72.85		10:56:20.201
6 -	1:04.436	47.906	1:52.342	69.85	4.615	10:58:12.543
7 -	1:03.075	45.730	1:48.805 (3)	72.12	1.078	11:00:01.348

P3 50 J Fred McMULLAN		Kawasaki NINJA 300 - Orwell motorcycles Ipswich				
IDEAL LAP TIME : 1:47.510		BEST LAP TIME : 1:47.748				
		DIFFERENCE : 0.238				
LAP	SECTOR 1	SECTOR 2	LAP TIME	MPH	DIFF	TIME OF DAY
1 -	1:06.705	47.422	1:54.127	68.76	6.379	10:49:03.463
2 -	1:04.702	46.238	1:50.940	70.74	3.192	10:50:54.403
3 -	1:03.703	45.680	1:49.383	71.74	1.635	10:52:43.786
4 -	1:02.990	44.758	1:47.748 (1)	72.83		10:54:31.534
5 -	1:03.050	45.105	1:48.155 (2)	72.56	0.407	10:56:19.689
6 -	1:04.269	48.105	1:52.374	69.83	4.626	10:58:12.063
7 -	1:02.752	45.641	1:48.393 (3)	72.40	0.645	11:00:00.456

P4 8 S Phil ATKINSON		Kawasaki NINJA 300 - Rose mot centre				
IDEAL LAP TIME : 1:47.624		BEST LAP TIME : 1:47.878				
		DIFFERENCE : 0.254				
LAP	SECTOR 1	SECTOR 2	LAP TIME	MPH	DIFF	TIME OF DAY
1 -	1:09.004	46.088	1:55.092	68.18	7.214	10:49:05.589
2 -	1:04.965	45.133	1:50.098	71.28	2.220	10:50:55.687
3 -	1:03.380	45.217	1:48.597 (3)	72.26	0.719	10:52:44.284
4 -	1:04.175	44.964	1:49.139	71.90	1.261	10:54:33.423
5 -	1:03.259	44.619	1:47.878 (1)	72.74		10:56:21.301
6 -	1:06.369	46.314	1:52.683	69.64	4.805	10:58:13.984
7 -	1:03.593	44.365	1:47.958 (2)	72.69	0.080	11:00:01.942

P5 31 J Dylan MELLOR		Kawasaki NINJA 300 - Team Mellor Racing				
IDEAL LAP TIME : 1:47.722		BEST LAP TIME : 1:48.055				
		DIFFERENCE : 0.333				
LAP	SECTOR 1	SECTOR 2	LAP TIME	MPH	DIFF	TIME OF DAY
1 -	1:06.447	46.468	1:52.915	69.50	4.860	10:49:13.863
2 -	1:04.719	45.327	1:50.046 (3)	71.31	1.991	10:51:03.909
3 -	1:03.644	44.411	1:48.055 (1)	72.63		10:52:51.964
4 -	1:05.089	44.078	1:49.167 (2)	71.89	1.112	10:54:41.131
5 -	1:03.829	46.408	1:50.237	71.19	2.182	10:56:31.368
6 -	1:05.394	48.685	1:54.079	68.79	6.024	10:58:25.447
7 -	1:04.167	48.398	1:52.565	69.72	4.510	11:00:18.012

Weather / Track : Cloudy / Dry

Cadwell Park
 Circuit Length = 2.1800 miles
 Start: 10:46 Flag 10:59 End: 11:01

BMCRC - MRO Championships 2021 - Rnd 3 @ Cadwell Park

ACU Team Green Junior Cup & Senior 300

QUALIFYING - SECTOR ANALYSIS



SECTOR 1 = FL to I1, SECTOR 2 = I1 to FL, DIFF = Difference To Personal Best Lap, P = Crossed Finish Line in Pit Lane, D = Time Disallowed

P6 30 J Owen MELLOR		Kawasaki NINJA 300 - Team Mellor Racing				
IDEAL LAP TIME : 1:48.419		BEST LAP TIME : 1:48.424		DIFFERENCE : 0.005		
LAP	SECTOR 1	SECTOR 2	LAP TIME	MPH	DIFF	TIME OF DAY
1 -	1:07.419	46.651	1:54.070	68.80	5.646	10:49:17.463
2 -	1:05.107	47.456	1:52.563	69.72	4.139	10:51:10.026
3 -	1:05.098	45.425	1:50.523	71.00	2.099	10:53:00.549
4 -	1:04.108	45.902	1:50.010 (3)	71.33	1.586	10:54:50.559
5 -	1:03.943	44.757	1:48.700 (2)	72.19	0.276	10:56:39.259
6 -	1:03.662	44.762	1:48.424 (1)	72.38		10:58:27.683
7 -	1:07.400	44.998	1:52.398	69.82	3.974	11:00:20.081

P7 196 J Jack KIRSCH		Kawasaki NINJA 400 - Core Formwork				
IDEAL LAP TIME : 1:48.471		BEST LAP TIME : 1:48.974		DIFFERENCE : 0.503		
LAP	SECTOR 1	SECTOR 2	LAP TIME	MPH	DIFF	TIME OF DAY
1 -	1:07.029	47.406	1:54.435	68.58	5.461	10:49:11.922
2 -	1:04.574	46.159	1:50.733 (3)	70.87	1.759	10:51:02.655
3 -	1:03.944	45.212	1:49.156 (2)	71.89	0.182	10:52:51.811
4 -	1:05.923	45.100	1:51.023	70.68	2.049	10:54:42.834
5 -	1:03.371	45.603	1:48.974 (1)	72.01		10:56:31.808
6 -	1:05.175	48.722	1:53.897	68.90	4.923	10:58:25.705
7 -	1:05.428	46.987	1:52.415	69.81	3.441	11:00:18.120

P8 77 J Joe WHITE		Kawasaki NINJA 300 - Just In Graphics /MZ CONTRACTS/ Silver				
IDEAL LAP TIME : 1:50.722		BEST LAP TIME : 1:51.398		DIFFERENCE : 0.676		
LAP	SECTOR 1	SECTOR 2	LAP TIME	MPH	DIFF	TIME OF DAY
1 -	1:06.390	48.076	1:54.466	68.56	3.068	10:49:03.508
2 -	1:05.089	47.382	1:52.471	69.77	1.073	10:50:55.979
3 -	1:04.615	47.310	1:51.925 (2)	70.11	0.527	10:52:47.904
4 -	1:03.775	48.189	1:51.964 (3)	70.09	0.566	10:54:39.868
5 -	1:04.451	46.947	1:51.398 (1)	70.45		10:56:31.266
6 -	1:04.476	49.632	1:54.108	68.77	2.710	10:58:25.374
7 -	1:06.529	47.680	1:54.209	68.71	2.811	11:00:19.583

P9 61 S Kathryn WALKER		Kawasaki NINJA 400 - Think Bike Gear & AutoSmart Preston				
IDEAL LAP TIME : 1:51.633		BEST LAP TIME : 1:51.633		DIFFERENCE : 0.000		
LAP	SECTOR 1	SECTOR 2	LAP TIME	MPH	DIFF	TIME OF DAY
1 -	1:11.421	49.799	2:01.220	64.74	9.587	10:49:33.139
2 -	1:06.050	46.981	1:53.031	69.43	1.398	10:51:26.170
3 -	1:06.115	46.597	1:52.712 (3)	69.62	1.079	10:53:18.882
4 -	1:05.682	45.951	1:51.633 (1)	70.30		10:55:10.515
5 -	1:06.241	46.159	1:52.400 (2)	69.82	0.767	10:57:02.915
6 -	1:05.885	47.557	1:53.442	69.18	1.809	10:58:56.357
7 -	1:06.793	47.677	1:54.470	68.56	2.837	11:00:50.827

P10 0 S Mark HARDY		Kawasaki NINJA 400 - me				
IDEAL LAP TIME : 1:51.678		BEST LAP TIME : 1:51.713		DIFFERENCE : 0.035		
LAP	SECTOR 1	SECTOR 2	LAP TIME	MPH	DIFF	TIME OF DAY
1 -	1:08.928	47.366	1:56.294	67.48	4.581	10:49:13.821
2 -	1:07.855	48.449	1:56.304	67.47	4.591	10:51:10.125
3 -	1:06.549	46.667	1:53.216 (3)	69.31	1.503	10:53:03.341
4 -	1:05.364	47.148	1:52.512 (2)	69.75	0.799	10:54:55.853
5 -	1:05.264	46.449	1:51.713 (1)	70.25		10:56:47.566
6 -	1:05.229	57.969	2:03.198	63.70	11.485	10:58:50.764

Weather / Track : Cloudy / Dry

Cadwell Park
Circuit Length = 2.1800 miles
Start: 10:46 Flag 10:59 End: 11:01

BMCRC - MRO Championships 2021 - Rnd 3 @ Cadwell Park

ACU Team Green Junior Cup & Senior 300

QUALIFYING - SECTOR ANALYSIS



SECTOR 1 = FL to I1, SECTOR 2 = I1 to FL, DIFF = Difference To Personal Best Lap, P = Crossed Finish Line in Pit Lane, D = Time Disallowed

P11 69 S		Danny HUSKINSON		Kawasaki NINJA 300 - art of racing			
IDEAL LAP TIME : 1:51.646		BEST LAP TIME : 1:51.761		DIFFERENCE : 0.115			
LAP	SECTOR 1	SECTOR 2	LAP TIME	MPH	DIFF	TIME OF DAY	
1 -	1:13.790	50.138	2:03.928	63.32	12.167	10:49:28.180	
2 -	1:09.027	48.558	1:57.585	66.74	5.824	10:51:25.765	
3 -	1:06.920	47.025	1:53.945	68.87	2.184	10:53:19.710	
4 -	1:05.539	46.222	1:51.761 (1)	70.22		10:55:11.471	
5 -	1:05.552	46.719	1:52.271 (2)	69.90	0.510	10:57:03.742	
6 -	1:05.424	47.344	1:52.768 (3)	69.59	1.007	10:58:56.510	
7 -	1:06.198	46.838	1:53.036	69.42	1.275	11:00:49.546	

P12 65 S		Konrad BREESE		Kawasaki NINJA 300 - STIHL Racing			
IDEAL LAP TIME : 1:51.885		BEST LAP TIME : 1:51.885		DIFFERENCE : 0.000			
LAP	SECTOR 1	SECTOR 2	LAP TIME	MPH	DIFF	TIME OF DAY	
1 -	1:15.558	50.158	2:05.716	62.42	13.831	10:49:33.228	
2 -	1:07.724	48.542	1:56.266	67.50	4.381	10:51:29.494	
3 -	1:08.300	51.572	1:59.872	65.47	7.987	10:53:29.366	
4 -	1:06.550	47.677	1:54.227 (3)	68.70	2.342	10:55:23.593	
5 -	1:05.347	47.184	1:52.531 (2)	69.74	0.646	10:57:16.124	
6 -	1:04.703	47.182	1:51.885 (1)	70.14		10:59:08.009	
7 -	1:05.524	49.696	1:55.220	68.11	3.335	11:01:03.229	

P13 19 J		James O'MARA		Kawasaki NINJA 300 - BRP Machining Ltd			
IDEAL LAP TIME : 1:51.111		BEST LAP TIME : 1:52.172		DIFFERENCE : 1.061			
LAP	SECTOR 1	SECTOR 2	LAP TIME	MPH	DIFF	TIME OF DAY	
1 -	1:10.531	50.040	2:00.571	65.09	8.399	10:49:33.524	
2 -	1:07.915	48.454	1:56.369	67.44	4.197	10:51:29.893	
3 -	1:07.528	49.263	1:56.791	67.19	4.619	10:53:26.684	
4 -	1:14.352	48.832	2:03.184	63.71	11.012	10:55:29.868	
5 -	1:06.897	46.222	1:53.119 (3)	69.37	0.947	10:57:22.987	
6 -	1:06.866	45.306	1:52.172 (1)	69.96		10:59:15.159	
7 -	1:05.805	46.683	1:52.488 (2)	69.76	0.316	11:01:07.647	

P14 32 S		Conor MURRAY		Kawasaki NINJA 300 -			
IDEAL LAP TIME : 1:52.550		BEST LAP TIME : 1:52.550		DIFFERENCE : 0.000			
LAP	SECTOR 1	SECTOR 2	LAP TIME	MPH	DIFF	TIME OF DAY	
1 -	1:10.666	50.059	2:00.725	65.00	8.175	10:49:33.365	
2 -	1:07.844	48.536	1:56.380	67.43	3.830	10:51:29.745	
3 -	1:07.510	49.304	1:56.814	67.18	4.264	10:53:26.559	
4 -	1:06.277	47.495	1:53.772 (3)	68.98	1.222	10:55:20.331	
5 -	1:06.715	47.566	1:54.281	68.67	1.731	10:57:14.612	
6 -	1:05.698	47.401	1:53.099 (2)	69.39	0.549	10:59:07.711	
7 -	1:05.423	47.127	1:52.550 (1)	69.72		11:01:00.261	

P15 34 J		Oliver ARBON		Kawasaki NINJA 400 - tt plumbing and heating			
IDEAL LAP TIME : 1:52.595		BEST LAP TIME : 1:52.617		DIFFERENCE : 0.022			
LAP	SECTOR 1	SECTOR 2	LAP TIME	MPH	DIFF	TIME OF DAY	
1 -	1:09.752	47.934	1:57.686	66.68	5.069	10:49:43.842	
2 -	1:07.351	47.662	1:55.013	68.23	2.396	10:51:38.855	
3 -	1:06.831	47.202	1:54.033	68.82	1.416	10:53:32.888	
4 -	1:06.962	46.525	1:53.487 (3)	69.15	0.870	10:55:26.375	
5 -	1:07.896	47.020	1:54.916	68.29	2.299	10:57:21.291	
6 -	1:06.216	47.164	1:53.380 (2)	69.21	0.763	10:59:14.671	
7 -	1:06.238	46.379	1:52.617 (1)	69.68		11:01:07.288	

Weather / Track : Cloudy / Dry

Cadwell Park
Circuit Length = 2.1800 miles
Start: 10:46 Flag 10:59 End: 11:01

BMCRC - MRO Championships 2021 - Rnd 3 @ Cadwell Park

ACU Team Green Junior Cup & Senior 300

QUALIFYING - SECTOR ANALYSIS



SECTOR 1 = FL to I1, SECTOR 2 = I1 to FL, DIFF = Difference To Personal Best Lap, P = Crossed Finish Line in Pit Lane, D = Time Disallowed

LAP	SECTOR 1	SECTOR 2	LAP TIME	MPH	DIFF	TIME OF DAY
P16 70 S Justin WHITE Kawasaki NINJA 300 - Just In Graphics						
IDEAL LAP TIME : 1:53.227		BEST LAP TIME : 1:53.397		DIFFERENCE : 0.170		
1 -	1:09.509	48.204	1:57.713	66.67	4.316	10:49:08.343
2 -	1:06.724	47.736	1:54.460	68.56	1.063	10:51:02.803
3 -	1:05.909	47.488	1:53.397 (1)	69.20		10:52:56.200
4 -	1:06.793	47.754	1:54.547	68.51	1.150	10:54:50.747
5 -	1:06.579	47.431	1:54.010 (3)	68.83	0.613	10:56:44.757
6 -	1:06.605	47.318	1:53.923 (2)	68.88	0.526	10:58:38.680
7 -	1:08.499	47.472	1:55.971	67.67	2.574	11:00:34.651
P17 81 J Keo WALKER Kawasaki NINJA 300 - Martin Wight Electrical						
IDEAL LAP TIME : 1:54.135		BEST LAP TIME : 1:54.135		DIFFERENCE : 0.000		
1 -	1:08.625	48.025	1:56.650	67.27	2.515	10:49:17.361
2 -	1:07.917	47.489	1:55.406 (3)	68.00	1.271	10:51:12.767
3 -	1:07.108	47.027	1:54.135 (1)	68.76		10:53:06.902
4 -	1:07.403	47.053	1:54.456 (2)	68.56	0.321	10:55:01.358
5 -	1:07.653	IN PIT	2:33.057 P	51.27	38.922	10:57:34.415
6 -	OUTLAP	48.317	2:00.875	64.92	6.740	10:59:35.290
P18 60 J Lennon DOCHERTY Kawasaki NINJA 300 - Doc Fit Training						
IDEAL LAP TIME : 1:54.440		BEST LAP TIME : 1:54.440		DIFFERENCE : 0.000		
1 -	1:09.065	49.630	1:58.695	66.11	4.255	10:49:43.147
2 -	1:07.435	48.194	1:55.629 (2)	67.87	1.189	10:51:38.776
3 -	1:08.428	49.214	1:57.642	66.71	3.202	10:53:36.418
4 -	1:09.258	47.837	1:57.095 (3)	67.02	2.655	10:55:33.513
5 -	1:10.521	48.234	1:58.755	66.08	4.315	10:57:32.268
6 -	1:06.999	47.441	1:54.440 (1)	68.57		10:59:26.708
P19 24 S Darren STOLTON Kawasaki NINJA 300 -						
IDEAL LAP TIME : 1:53.818		BEST LAP TIME : 1:54.561		DIFFERENCE : 0.743		
1 -	1:10.318	48.468	1:58.786	66.06	4.225	10:49:45.205
2 -	1:08.557	48.100	1:56.657	67.27	2.096	10:51:41.862
3 -	1:08.009	47.796	1:55.805	67.76	1.244	10:53:37.667
4 -	1:06.668	48.597	1:55.265 (2)	68.08	0.704	10:55:32.932
5 -	1:07.411	47.150	1:54.561 (1)	68.50		10:57:27.493
6 -	1:07.460	48.209	1:55.669 (3)	67.84	1.108	10:59:23.162
P20 26 S Nicholas BETTRIDGE Kawasaki NINJA 300 - Weald builders						
IDEAL LAP TIME : 1:55.550		BEST LAP TIME : 1:55.550		DIFFERENCE : 0.000		
1 -	1:12.062	50.134	2:02.196	64.22	6.646	10:49:36.989
2 -	1:09.943	50.021	1:59.964	65.42	4.414	10:51:36.953
3 -	1:09.964	48.605	1:58.569	66.18	3.019	10:53:35.522
4 -	1:08.520	48.364	1:56.884 (3)	67.14	1.334	10:55:32.406
5 -	1:08.546	47.589	1:56.135 (2)	67.57	0.585	10:57:28.541
6 -	1:08.114	47.436	1:55.550 (1)	67.91		10:59:24.091

Weather / Track : Cloudy / Dry

Cadwell Park
Circuit Length = 2.1800 miles
Start: 10:46 Flag 10:59 End: 11:01

BMCRC - MRO Championships 2021 - Rnd 3 @ Cadwell Park

ACU Team Green Junior Cup & Senior 300

QUALIFYING - SECTOR ANALYSIS



SECTOR 1 = FL to I1, SECTOR 2 = I1 to FL, DIFF = Difference To Personal Best Lap, P = Crossed Finish Line in Pit Lane, D = Time Disallowed

P21 48 S		Kevin SABBARTON		Kawasaki NINJA 300 -			
IDEAL LAP TIME : 1:56.308		BEST LAP TIME : 1:56.408		DIFFERENCE : 0.100			
LAP	SECTOR 1	SECTOR 2	LAP TIME	MPH	DIFF	TIME OF DAY	
1 -	1:14.001	51.090	2:05.091	62.73	8.683	10:49:57.366	
2 -	1:09.378	51.618	2:00.996	64.86	4.588	10:51:58.362	
3 -	1:11.855	49.516	2:01.371	64.66	4.963	10:53:59.733	
4 -	1:08.460	49.562	1:58.022 (2)	66.49	1.614	10:55:57.755	
5 -	1:06.960	49.448	1:56.408 (1)	67.41		10:57:54.163	
6 -	1:08.731	49.348	1:58.079 (3)	66.46	1.671	10:59:52.242	

P22 66 S		Mark SMITH		Kawasaki NINJA 300 - MHP EXHAUST'S			
IDEAL LAP TIME : 1:56.485		BEST LAP TIME : 1:56.703		DIFFERENCE : 0.218			
LAP	SECTOR 1	SECTOR 2	LAP TIME	MPH	DIFF	TIME OF DAY	
1 -	1:10.593	49.533	2:00.126	65.33	3.423	10:49:11.879	
2 -	1:09.072	48.589	1:57.661	66.70	0.958	10:51:09.540	
3 -	1:09.033	47.846	1:56.879 (2)	67.14	0.176	10:53:06.419	
4 -	1:09.010	48.778	1:57.788	66.62	1.085	10:55:04.207	
5 -	1:09.233	48.793	1:58.026	66.49	1.323	10:57:02.233	
6 -	1:08.922	48.522	1:57.444 (3)	66.82	0.741	10:58:59.677	
7 -	1:08.639	48.064	1:56.703 (1)	67.24		11:00:56.380	

P23 400 S		Stuart THURTLÉ		Kawasaki NINJA 400 - TeamTortoise Racing			
IDEAL LAP TIME : 1:56.597		BEST LAP TIME : 1:57.163		DIFFERENCE : 0.566			
LAP	SECTOR 1	SECTOR 2	LAP TIME	MPH	DIFF	TIME OF DAY	
1 -	1:12.475	49.650	2:02.125	64.26	4.962	10:49:37.190	
2 -	1:10.008	50.079	2:00.087	65.35	2.924	10:51:37.277	
3 -	1:08.723	48.594	1:57.317 (2)	66.89	0.154	10:53:34.594	
4 -	1:08.532	50.246	1:58.778	66.07	1.615	10:55:33.372	
5 -	1:08.003	49.581	1:57.584 (3)	66.74	0.421	10:57:30.956	
6 -	1:08.497	48.666	1:57.163 (1)	66.98		10:59:28.119	

P24 10 S		Mike BRUNSDON		Kawasaki NINJA 300 - CF Fairford			
IDEAL LAP TIME : 1:58.352		BEST LAP TIME : 1:58.451		DIFFERENCE : 0.099			
LAP	SECTOR 1	SECTOR 2	LAP TIME	MPH	DIFF	TIME OF DAY	
1 -	1:13.884	52.552	2:06.436	62.07	7.985	10:49:53.555	
2 -	1:12.309	49.999	2:02.308	64.16	3.857	10:51:55.863	
3 -	1:09.875	49.267	1:59.142 (3)	65.87	0.691	10:53:55.005	
4 -	1:09.878	49.501	1:59.379	65.74	0.928	10:55:54.384	
5 -	1:09.308	49.237	1:58.545 (2)	66.20	0.094	10:57:52.929	
6 -	1:09.407	49.044	1:58.451 (1)	66.25		10:59:51.380	

P25 39 S		Peter PARAPANOS		Kawasaki NINJA 300 - AMR Glasgow Kawasaki			
IDEAL LAP TIME : 1:59.581		BEST LAP TIME : 1:59.581		DIFFERENCE : 0.000			
LAP	SECTOR 1	SECTOR 2	LAP TIME	MPH	DIFF	TIME OF DAY	
1 -	1:12.058	51.441	2:03.499	63.54	3.918	10:49:24.376	
2 -	1:11.663	50.705	2:02.368	64.13	2.787	10:51:26.744	
3 -	1:10.190	49.391	1:59.581 (1)	65.62		10:53:26.325	
4 -	1:10.211	49.419	1:59.630 (2)	65.60	0.049	10:55:25.955	
5 -	1:10.342	49.772	2:00.114 (3)	65.33	0.533	10:57:26.069	
6 -	1:11.340	50.020	2:01.360	64.66	1.779	10:59:27.429	

Weather / Track : Cloudy / Dry

Cadwell Park
Circuit Length = 2.1800 miles
Start: 10:46 Flag 10:59 End: 11:01

BMCRC - MRO Championships 2021 - Rnd 3 @ Cadwell Park

ACU Team Green Junior Cup & Senior 300

QUALIFYING - SECTOR ANALYSIS



SECTOR 1 = FL to I1, SECTOR 2 = I1 to FL, DIFF = Difference To Personal Best Lap, P = Crossed Finish Line in Pit Lane, D = Time Disallowed

P26 88 S		David COURT		Kawasaki NINJA 300 -		
IDEAL LAP TIME : 2:00.329		BEST LAP TIME : 2:00.329		DIFFERENCE : 0.000		
LAP	SECTOR 1	SECTOR 2	LAP TIME	MPH	DIFF	TIME OF DAY
1 -	1:17.383	53.015	2:10.398	60.18	10.069	10:50:12.760
2 -	1:10.829	50.017	2:00.846 (2)	64.94	0.517	10:52:13.606
3 -	1:10.397	49.932	2:00.329 (1)	65.22		10:54:13.935
4 -	1:12.476	53.166	2:05.642	62.46	5.313	10:56:19.577
5 -	1:14.877	51.005	2:05.882	62.34	5.553	10:58:25.459
6 -	1:12.026	50.620	2:02.646 (3)	63.98	2.317	11:00:28.105

P27 311 12s		Nathan-Ellis WARD		Kawasaki NINJA 300 - Zipped up racing		
IDEAL LAP TIME : 2:00.870		BEST LAP TIME : 2:01.477		DIFFERENCE : 0.607		
LAP	SECTOR 1	SECTOR 2	LAP TIME	MPH	DIFF	TIME OF DAY
1 -	1:14.827	54.536	2:09.363	60.66	7.886	10:49:44.596
2 -	1:17.547	51.118	2:08.665	60.99	7.188	10:51:53.261
3 -	1:13.354	49.854	2:03.208	63.69	1.731	10:53:56.469
4 -	1:11.332	51.308	2:02.640 (3)	63.99	1.163	10:55:59.109
5 -	1:11.280	50.197	2:01.477 (1)	64.60		10:58:00.586
6 -	1:11.016	50.484	2:01.500 (2)	64.59	0.023	11:00:02.086

P28 96 S		Giovanni BELIOSSI		Kawasaki NINJA 300 - ASR Accident Storage Recovery		
IDEAL LAP TIME : 2:01.479		BEST LAP TIME : 2:02.065		DIFFERENCE : 0.586		
LAP	SECTOR 1	SECTOR 2	LAP TIME	MPH	DIFF	TIME OF DAY
1 -	1:14.780	52.035	2:06.815	61.88	4.750	10:50:03.073
2 -	1:12.286	50.408	2:02.694 (2)	63.96	0.629	10:52:05.767
3 -	1:11.746	51.622	2:03.368 (3)	63.61	1.303	10:54:09.135
4 -	1:13.359	50.195	2:03.554	63.51	1.489	10:56:12.689
5 -	1:11.284	50.781	2:02.065 (1)	64.29		10:58:14.754
6 -	1:12.048	52.006	2:04.054	63.26	1.989	11:00:18.808

P29 87 J		James CLEARY		Kawasaki NINJA 300 - Mum and Dad		
IDEAL LAP TIME : 2:02.079		BEST LAP TIME : 2:02.079		DIFFERENCE : 0.000		
LAP	SECTOR 1	SECTOR 2	LAP TIME	MPH	DIFF	TIME OF DAY
1 -	1:18.148	53.263	2:11.411	59.72	9.332	10:50:03.017
2 -	1:14.138	50.784	2:04.922 (3)	62.82	2.843	10:52:07.939
3 -	1:12.209	50.371	2:02.580 (2)	64.02	0.501	10:54:10.519
4 -	1:15.465	52.730	2:08.195	61.21	6.116	10:56:18.714
5 -	1:15.184	51.204	2:06.388	62.09	4.309	10:58:25.102
6 -	1:11.780	50.299	2:02.079 (1)	64.28		11:00:27.181

P30 58 J		Matthew WOOD		Kawasaki NINJA 300 -		
IDEAL LAP TIME : 2:02.032		BEST LAP TIME : 2:02.135		DIFFERENCE : 0.103		
LAP	SECTOR 1	SECTOR 2	LAP TIME	MPH	DIFF	TIME OF DAY
1 -	1:18.544	55.076	2:13.620	58.73	11.485	10:50:05.727
2 -	1:12.574	52.110	2:04.684 (3)	62.94	2.549	10:52:10.411
3 -	1:11.780	51.061	2:02.841 (2)	63.88	0.706	10:54:13.252
4 -	1:13.277	52.643	2:05.920	62.32	3.785	10:56:19.172
5 -	1:14.411	51.296	2:05.707	62.43	3.572	10:58:24.879
6 -	1:10.971	51.164	2:02.135 (1)	64.25		11:00:27.014

BMCRC - MRO Championships 2021 - Rnd 3 @ Cadwell Park

ACU Team Green Junior Cup & Senior 300

QUALIFYING - SECTOR ANALYSIS



SECTOR 1 = FL to I1, SECTOR 2 = I1 to FL, DIFF = Difference To Personal Best Lap, P = Crossed Finish Line in Pit Lane, D = Time Disallowed

P31 18 J		George HIGGINS		Kawasaki NINJA 300 - Aztec Racing			
IDEAL LAP TIME : 2:03.343		BEST LAP TIME : 2:03.379		DIFFERENCE : 0.036			
LAP	SECTOR 1	SECTOR 2	LAP TIME	MPH	DIFF	TIME OF DAY	
1 -	1:15.562	53.942	2:09.504	60.60	6.125	10:49:33.193	
2 -	1:13.580	53.532	2:07.112	61.74	3.733	10:51:40.305	
3 -	1:11.580	51.799	2:03.379 (1)	63.60		10:53:43.684	
4 -	1:12.861	52.649	2:05.510	62.52	2.131	10:55:49.194	
5 -	1:12.181	51.763	2:03.944 (2)	63.31	0.565	10:57:53.138	
6 -	1:11.965	52.225	2:04.190 (3)	63.19	0.811	10:59:57.328	

P32 97 J		Ben PLATT		Kawasaki NINJA 400 - adss ltd			
IDEAL LAP TIME : 2:03.789		BEST LAP TIME : 2:03.789		DIFFERENCE : 0.000			
LAP	SECTOR 1	SECTOR 2	LAP TIME	MPH	DIFF	TIME OF DAY	
1 -	1:13.244	52.441	2:05.685	62.44	1.896	10:49:53.180	
2 -	1:13.452	51.459	2:04.911 (2)	62.82	1.122	10:51:58.091	
3 -	1:12.801	52.185	2:04.986 (3)	62.79	1.197	10:54:03.077	
4 -	1:13.511	52.169	2:05.680	62.44	1.891	10:56:08.757	
5 -	1:13.745	51.580	2:05.325	62.62	1.536	10:58:14.082	
6 -	1:12.615	51.174	2:03.789 (1)	63.39		11:00:17.871	

P33 118 J		Max HALL		Kawasaki NINJA 300 - Racecraft rider development			
IDEAL LAP TIME : 2:06.020		BEST LAP TIME : 2:06.142		DIFFERENCE : 0.122			
LAP	SECTOR 1	SECTOR 2	LAP TIME	MPH	DIFF	TIME OF DAY	
1 -	1:16.015	53.245	2:09.260	60.71	3.118	10:49:55.353	
2 -	1:14.164	51.978	2:06.142 (1)	62.21		10:52:01.495	
3 -	1:15.305	52.449	2:07.754 (2)	61.43	1.612	10:54:09.249	
4 -	1:17.846	53.905	2:11.751	59.56	5.609	10:56:21.000	
5 -	1:17.435	53.097	2:10.532	60.12	4.390	10:58:31.532	
6 -	1:16.125	51.856	2:07.981 (3)	61.32	1.839	11:00:39.513	

P34 64 J		Jamie MALIN		Kawasaki NINJA 300 -			
IDEAL LAP TIME : 2:09.650		BEST LAP TIME : 2:10.648		DIFFERENCE : 0.998			
LAP	SECTOR 1	SECTOR 2	LAP TIME	MPH	DIFF	TIME OF DAY	
1 -	1:22.649	54.353	2:17.002	57.28	6.354	10:49:43.472	
2 -	1:19.413	52.831	2:12.244	59.34	1.596	10:51:55.716	
3 -	1:18.151	52.988	2:11.139 (2)	59.84	0.491	10:54:06.855	
4 -	1:18.718	52.771	2:11.489 (3)	59.68	0.841	10:56:18.344	
5 -	1:20.064	54.609	2:14.673	58.27	4.025	10:58:33.017	
6 -	1:16.879	53.769	2:10.648 (1)	60.07		11:00:43.665	

P35 181 12s		Pierce REEVES		Kawasaki NINJA -			
IDEAL LAP TIME : 2:17.870		BEST LAP TIME : 2:18.146		DIFFERENCE : 0.276			
LAP	SECTOR 1	SECTOR 2	LAP TIME	MPH	DIFF	TIME OF DAY	
1 -	1:25.444	58.703	2:24.147	54.44	6.001	10:50:19.422	
2 -	1:22.820	58.009	2:20.829	55.72	2.683	10:52:40.251	
3 -	1:22.622	57.119	2:19.741 (3)	56.16	1.595	10:54:59.992	
4 -	1:21.423	57.712	2:19.135 (2)	56.40	0.989	10:57:19.127	
5 -	1:20.751	57.395	2:18.146 (1)	56.80		10:59:37.273	

BMCRC - MRO Championships 2021 - Rnd 3 @ Cadwell Park

ACU Team Green Junior Cup & Senior 300

QUALIFYING - BEST SECTORS

SECTOR 1				SECTOR 2				IDEAL / BEST COMPARISON				
POS	NO	NAME	TIME	NO	NAME	TIME	POS	NO	NAME	IDEAL	BEST	DIFF
									PERFECT LAP	1:45.266		
1	14	SMART-WEEDEN	1:01.612	14	SMART-WEEDEN	43.654	1	14	SMART-WEEDEN	1:45.266	1:45.694	0.428
2	50	McMULLAN	1:02.752	31	MELLOR	44.078	2	777	HARDY	1:47.332	1:47.727	0.395
3	777	HARDY	1:03.075	777	HARDY	44.257	3	50	McMULLAN	1:47.510	1:47.748	0.238
4	8	ATKINSON	1:03.259	8	ATKINSON	44.365	4	8	ATKINSON	1:47.624	1:47.878	0.254
5	196	KIRSCH	1:03.371	30	MELLOR	44.757	5	31	MELLOR	1:47.722	1:48.055	0.333
6	31	MELLOR	1:03.644	50	McMULLAN	44.758	6	30	MELLOR	1:48.419	1:48.424	0.005
7	30	MELLOR	1:03.662	196	KIRSCH	45.100	7	196	KIRSCH	1:48.471	1:48.974	0.503
8	77	WHITE	1:03.775	19	O'MARA	45.306	8	77	WHITE	1:50.722	1:51.398	0.676
9	65	BREESE	1:04.703	61	WALKER	45.951	9	19	O'MARA	1:51.111	1:52.172	1.061
10	0	HARDY	1:05.229	69	HUSKINSON	46.222	10	61	WALKER	1:51.633	1:51.633	0.000
11	32	MURRAY	1:05.423	34	ARBON	46.379	11	69	HUSKINSON	1:51.646	1:51.761	0.115
12	69	HUSKINSON	1:05.424	0	HARDY	46.449	12	0	HARDY	1:51.678	1:51.713	0.035
13	61	WALKER	1:05.682	77	WHITE	46.947	13	65	BREESE	1:51.885	1:51.885	0.000
14	19	O'MARA	1:05.805	81	WALKER	47.027	14	32	MURRAY	1:52.550	1:52.550	0.000
15	70	WHITE	1:05.909	32	MURRAY	47.127	15	34	ARBON	1:52.595	1:52.617	0.022
16	34	ARBON	1:06.216	24	STOLTON	47.150	16	70	WHITE	1:53.227	1:53.397	0.170
17	24	STOLTON	1:06.668	65	BREESE	47.182	17	24	STOLTON	1:53.818	1:54.561	0.743
18	48	SABBARTON	1:06.960	70	WHITE	47.318	18	81	WALKER	1:54.135	1:54.135	0.000
19	60	DOCHERTY	1:06.999	26	BETTRIDGE	47.436	19	60	DOCHERTY	1:54.440	1:54.440	0.000
20	81	WALKER	1:07.108	60	DOCHERTY	47.441	20	26	BETTRIDGE	1:55.550	1:55.550	0.000
21	400	THURTLIE	1:08.003	66	SMITH	47.846	21	48	SABBARTON	1:56.308	1:56.408	0.100
22	26	BETTRIDGE	1:08.114	400	THURTLIE	48.594	22	66	SMITH	1:56.485	1:56.703	0.218
23	66	SMITH	1:08.639	10	BRUNSDON	49.044	23	400	THURTLIE	1:56.597	1:57.163	0.566
24	10	BRUNSDON	1:09.308	48	SABBARTON	49.348	24	10	BRUNSDON	1:58.352	1:58.451	0.099
25	39	PARAPANOS	1:10.190	39	PARAPANOS	49.391	25	39	PARAPANOS	1:59.581	1:59.581	0.000
26	88	COURT	1:10.397	311	WARD	49.854	26	88	COURT	2:00.329	2:00.329	0.000
27	58	WOOD	1:10.971	88	COURT	49.932	27	311	WARD	2:00.870	2:01.477	0.607
28	311	WARD	1:11.016	96	BELIOSSI	50.195	28	96	BELIOSSI	2:01.479	2:02.065	0.586
29	96	BELIOSSI	1:11.284	87	CLEARY	50.299	29	58	WOOD	2:02.032	2:02.135	0.103
30	18	HIGGINS	1:11.580	58	WOOD	51.061	30	87	CLEARY	2:02.079	2:02.079	0.000
31	87	CLEARY	1:11.780	97	PLATT	51.174	31	18	HIGGINS	2:03.343	2:03.379	0.036
32	97	PLATT	1:12.615	18	HIGGINS	51.763	32	97	PLATT	2:03.789	2:03.789	0.000
33	45	MARSH	1:13.149	118	HALL	51.856	33	118	HALL	2:06.020	2:06.142	0.122
34	118	HALL	1:14.164	64	MALIN	52.771	34	64	MALIN	2:09.650	2:10.648	0.998
35	64	MALIN	1:16.879	181	REEVES	57.119	35	181	REEVES	2:17.870	2:18.146	0.276
36	181	REEVES	1:20.751									

Weather / Track : Cloudy / Dry

Cadwell Park

Circuit Length = 2.1800 miles

Start: 10:46 Flag 10:59 End: 11:01

Results can be found at www.tsl-timing.com

Printed - 11:02 Saturday, 26 June 2021

BMCRC - MRO Championships 2021 - Rnd 3 @ Cadwell Park

ACU Team Green Junior Cup & Senior 300

QUALIFYING - STATISTICS

Competitors Started 36
Planned Start 2021-06-26 @ 10:42:00.000
Actual Start 2021-06-26 @ 10:46:26.196
Finish Time 2021-06-26 @ 10:59:17.893
Track Length 2.1800mi.
Total Laps 225
Total Distance Covered 490.5042mi.

Session Fastest Lap History

NO	CL	NAME	LAP TIME	TIME OF DAY	LAP	VEHICLE
14	J	Finn SMART-WEEDEN	1:50.891	10:48:59.451	1	Kawasak NINJA 400
14	J	Finn SMART-WEEDEN	1:47.535	10:50:46.987	2	Kawasak NINJA 400
14	J	Finn SMART-WEEDEN	1:46.718	10:52:33.705	3	Kawasak NINJA 400
14	J	Finn SMART-WEEDEN	1:45.789	10:54:19.493	4	Kawasak NINJA 400
14	J	Finn SMART-WEEDEN	1:45.694	10:59:38.475	7	Kawasak NINJA 400

Flag History

TYPE	TIME OF DAY
GREEN	10:46:26.196
FINISH	10:59:17.893

Flag Statistics

TYPE	COUNT	TOTAL LAPS	TOTAL TIME
Green	1	7	14:49.848
Red	0	0	0.000
Safety Car	0	0	0.000
FCY	0	0	0.000

BMCRC - MRO Championships 2021 - Rnd 3 @ Cadwell Park

ACU Team Green Junior Cup & Senior 300

QUALIFYING - STATISTICS

CLASS : J

18 Starters

Fastest Lap History

NO	NAME	LAP TIME	TIME OF DAY	LAP	VEHICLE
14	Finn SMART-WEEDEN	1:50.891	10:48:59.451	1	Kawasak NINJA 400
14	Finn SMART-WEEDEN	1:47.535	10:50:46.987	2	Kawasak NINJA 400
14	Finn SMART-WEEDEN	1:46.718	10:52:33.705	3	Kawasak NINJA 400
14	Finn SMART-WEEDEN	1:45.789	10:54:19.493	4	Kawasak NINJA 400
14	Finn SMART-WEEDEN	1:45.694	10:59:38.475	7	Kawasak NINJA 400

Weather / Track : Cloudy / Dry

Results can be found at www.tsl-timing.com

Page 2 of 4

Cadwell Park
Circuit Length = 2.1800 miles
Start: 10:46 Flag 10:59 End: 11:01

Printed - 11:02 Saturday, 26 June 2021

BMCRC - MRO Championships 2021 - Rnd 3 @ Cadwell Park

ACU Team Green Junior Cup & Senior 300

QUALIFYING - STATISTICS

CLASS : S

16 Starters

Fastest Lap History

NO	NAME	LAP TIME	TIME OF DAY	LAP	VEHICLE
8	Phil ATKINSON	1:55.092	10:49:05.602	1	Kawasaki NINJA 300
8	Phil ATKINSON	1:50.098	10:50:55.700	2	Kawasaki NINJA 300
8	Phil ATKINSON	1:48.597	10:52:44.296	3	Kawasaki NINJA 300
8	Phil ATKINSON	1:47.878	10:56:21.313	5	Kawasaki NINJA 300

BMCRC - MRO Championships 2021 - Rnd 3 @ Cadwell Park

ACU Team Green Junior Cup & Senior 300

QUALIFYING - STATISTICS

CLASS : 12s

2 Starters

Fastest Lap History

NO	NAME	LAP TIME	TIME OF DAY	LAP	VEHICLE
311	Nathan-Ellis WARD	2:09.363	10:49:44.608	1	Kawasaki NINJA 300
311	Nathan-Ellis WARD	2:08.665	10:51:53.274	2	Kawasaki NINJA 300
311	Nathan-Ellis WARD	2:03.208	10:53:56.482	3	Kawasaki NINJA 300
311	Nathan-Ellis WARD	2:02.640	10:55:59.122	4	Kawasaki NINJA 300
311	Nathan-Ellis WARD	2:01.477	10:58:00.598	5	Kawasaki NINJA 300

Weather / Track : Cloudy / Dry

Results can be found at www.tsl-timing.com

Page 4 of 4

Cadwell Park
Circuit Length = 2.1800 miles
Start: 10:46 Flag 10:59 End: 11:01

Printed - 11:02 Saturday, 26 June 2021

BMCRC - MRO Championships 2021 - Rnd 3 @ Cadwell Park



ACU Team Green Junior Cup & Senior 300

RACE 7 - GRID (7 Laps)



ROW 12	34	2:10.648	64	Jamie MALIN	35	2:18.146	181	Pierce REEVES	36	45	Jake MARSH	
ROW 11	31	2:03.379	18	George HIGGINS	32	2:03.789	97	Ben PLATT	33	2:06.142	118	Max HALL
ROW 10	28	2:02.065	96	Giovanni BELIOSSI	29	2:02.079	87	James CLEARY	30	2:02.135	58	Matthew WOOD
ROW 9	25	1:59.581	39	Peter PARAPANOS	26	2:00.329	88	David COURT	27	2:01.477	311	Nathan-Ellis WARD
ROW 8	22	1:56.703	66	Mark SMITH	23	1:57.163	400	Stuart THURTLÉ	24	1:58.451	10	Mike BRUNSDON
ROW 7	19	1:54.561	24	Darren STOLTON	20	1:55.550	26	Nicholas BETTRIDGE	21	1:56.408	48	Kevin SABBARTON
ROW 6	16	1:53.397	70	Justin WHITE	17	1:54.135	81	Keo WALKER	18	1:54.440	60	Lennon DOCHERTY
ROW 5	13	1:52.172	19	James O'MARA	14	1:52.550	32	Conor MURRAY	15	1:52.617	34	Oliver ARBON
ROW 4	10	1:51.713	0	Mark HARDY	11	1:51.761	69	Danny HUSKINSON	12	1:51.885	65	Konrad BREESE
ROW 3	7	1:48.974	196	Jack KIRSCH	8	1:51.398	77	Joe WHITE	9	1:51.633	61	Kathryn WALKER
ROW 2	4	1:47.878	8	Phil ATKINSON	5	1:48.055	31	Dylan MELLOR	6	1:48.424	30	Owen MELLOR
ROW 1	1	1:45.694	14	Finn SMART-WEEDEN	2	1:47.727	777	Maximus HARDY	3	1:47.748	50	Fred McMULLAN
Pole												

Cadwell Park

Circuit Length = 2.1800 miles

These results are provisional until the conclusion of any judicial and technical matters.

Clerk Of Course :	Stewards :	Timekeeper : Sarah Evans
-------------------	------------	--------------------------

Results can be found at www.tsl-timing.com

Printed - 11:07 Saturday, 26 June 2021



BMCRC - MRO Championships 2021 - Rnd 3 @ Cadwell Park

ACU Team Green Junior Cup & Senior 300

RACE 7 - CLASSIFICATION



Kawasaki

POS	NO	CL	PIC NAME	ENTRY	LAPS	TIME	GAP	DIFF	MPH	BEST	ON
1	14	J	1 Finn SMART-WEEDEN	Kawasaki NINJA 400 - Mum and Dad	7	12:25.459			73.69	1:44.885	4
2	50	J	2 Fred McMULLAN	Kawasaki NINJA 300 - Orwell motorcycles Ipswich	7	12:33.806	8.347	8.347	72.87	1:46.092	6
3	31	J	3 Dylan MELLOR	Kawasaki NINJA 300 - Team Mellor Racing	7	12:34.961	9.502	1.155	72.76	1:46.089	3
4	777	J	4 Maximus HARDY	Kawasaki NINJA 400 - DAD	7	12:40.364	14.905	5.403	72.25	1:46.742	3
5	8	S	1 Phil ATKINSON	Kawasaki NINJA 300 - Rose mot centre	7	12:40.664	15.205	0.300	72.22	1:46.891	3
6	69	S	2 Danny HUSKINSON	Kawasaki NINJA 300 - art of racing	7	12:57.598	32.139	16.934	70.64	1:49.191	2
7	61	S	3 Kathryn WALKER	Kawasaki NINJA 400 - Think Bike Gear & AutoSma	7	12:57.670	32.211	0.072	70.64	1:48.774	2
8	0	S	4 Mark HARDY	Kawasaki NINJA 400 - me	7	12:57.673	32.214	0.003	70.64	1:49.256	2
9	77	J	5 Joe WHITE	Kawasaki NINJA 300 - Just In Graphics /MZ CONT	7	12:58.042	32.583	0.369	70.60	1:49.698	2
10	34	J	6 Oliver ARBON	Kawasaki NINJA 400 - tt plumbing and heating	7	13:03.539	38.080	5.497	70.11	1:50.533	7
11	19	J	7 James O'MARA	Kawasaki NINJA 300 - BRP Machining Ltd	7	13:07.406	41.947	3.867	69.76	1:50.419	5
12	60	J	8 Lennon DOCHERTY	Kawasaki NINJA 300 - Doc Fit Training	7	13:08.490	43.031	1.084	69.67	1:49.091	7
13	65	S	5 Konrad BREESE	Kawasaki NINJA 300 - STIHL Racing	7	13:10.124	44.665	1.634	69.52	1:49.773	7
14	81	J	9 Keo WALKER	Kawasaki NINJA 300 - Martin Wight Electrical	7	13:14.973	49.514	4.849	69.10	1:51.424	6
15	24	S	6 Darren STOLTON	Kawasaki NINJA 300 -	7	13:15.532	50.073	0.559	69.05	1:51.395	6
16	196	J	10 Jack KIRSCH	Kawasaki NINJA 400 - Core Formwork	7	13:15.747	50.288	0.215	69.03	1:47.864	6
17	32	S	7 Conor MURRAY	Kawasaki NINJA 300 -	7	13:16.087	50.628	0.340	69.00	1:51.327	6
18	70	S	8 Justin WHITE	Kawasaki NINJA 300 - Just In Graphics	7	13:16.235	50.776	0.148	68.99	1:51.687	4
19	26	S	9 Nicholas BETTRIDGE	Kawasaki NINJA 300 - Weald builders	7	13:38.785	1:13.326	22.550	67.09	1:54.025	7
20	66	S	10 Mark SMITH	Kawasaki NINJA 300 - MHP EXHAUST S	7	13:40.187	1:14.728	1.402	66.98	1:54.741	6
21	400	S	11 Stuart THURTL	Kawasaki NINJA 400 - TeamTortoise Racing	7	13:40.806	1:15.347	0.619	66.92	1:54.179	6
22	48	S	12 Kevin SABBARTON	Kawasaki NINJA 300 -	7	13:42.776	1:17.317	1.970	66.76	1:54.707	7
23	39	S	13 Peter PARAPANOS	Kawasaki NINJA 300 - AMR Glasgow Kawasaki	7	13:53.345	1:27.886	10.569	65.92	1:56.583	6
24	88	S	14 David COURT	Kawasaki NINJA 300 -	7	13:54.151	1:28.692	0.806	65.85	1:55.360	6
25	10	S	15 Mike BRUNSDON	Kawasaki NINJA 300 - CF Fairford	7	13:58.489	1:33.030	4.338	65.51	1:55.969	6
26	97	J	11 Ben PLATT	Kawasaki NINJA 400 - adss ltd	7	14:04.130	1:38.671	5.641	65.08	1:58.975	4
27	87	J	12 James CLEARY	Kawasaki NINJA 300 - Mum and Dad	7	14:11.841	1:46.382	7.711	64.49	1:58.015	7
28	58	J	13 Matthew WOOD	Kawasaki NINJA 300 -	7	14:13.122	1:47.663	1.281	64.39	1:59.379	7
29	96	S	16 Giovanni BELIOSSI	Kawasaki NINJA 300 - ASR Accident Storage Reco	7	14:13.344	1:47.885	0.222	64.37	1:59.122	7
30	45	J	14 Jake MARSH	Kawasaki NINJA 300 - Zipped Up Racing	7	14:22.145	1:56.686	8.801	63.72	2:00.536	7
31	311	12s	1 Nathan-Ellis WARD	Kawasaki NINJA 300 - Zipped up racing	7	14:23.071	1:57.612	0.926	63.65	1:59.806	6
32	18	J	15 George HIGGINS	Kawasaki NINJA 300 - Aztec Racing	6	12:27.044	1 Lap	1 Lap	63.03	2:00.286	6
33	118	J	16 Max HALL	Kawasaki NINJA 300 - Racecraft rider development	6	12:37.172	1 Lap	10.128	62.18	2:04.224	2
34	64	J	17 Jamie MALIN	Kawasaki NINJA 300 -	6	12:58.126	1 Lap	20.954	60.51	2:06.351	2
35	181	12s	2 Pierce REEVES	Kawasaki NINJA -	6	13:30.462	1 Lap	32.336	58.10	2:11.295	5

NOT CLASSIFIED

DNF	30	J	Owen MELLOR	Kawasaki NINJA 300 - Team Mellor Racing	5	9:01.198	2 Laps	1 Lap	72.50	1:46.770	5
-----	----	---	-------------	---	---	----------	--------	-------	-------	----------	---

FASTEST LAP

14	J	Finn SMART-WEEDEN	Kawasaki NINJA 400 - Mum and Dad	4	1:44.885	74.82 mph	120.41 kph
8	S	Phil ATKINSON	Kawasaki NINJA 300 - Rose mot centre	3	1:46.891	73.42 mph	118.15 kph
311	12s	Nathan-Ellis WARD	Kawasaki NINJA 300 - Zipped up racing	6	1:59.806	65.50 mph	105.42 kph

Class J - 92.5% of Race Speed = 68.16 mph
 Class S - 92.5% of Race Speed = 66.80 mph
 Class 12s - 92.5% of Race Speed = 58.87 mph

Cadwell Park: 2.1800 miles
 Race Distance: 7 Laps / 15.26 miles
 Start: 14:14 Flag 14:26 End: 14:28

Weather / Track : Cloudy / Dry

These results are provisional until the conclusion of any judicial and technical matters.

Clerk Of Course :	Stewards :	Timekeeper : Sarah Evans
-------------------	------------	--------------------------

Results can be found at www.tsl-timing.com

Printed - 14:35 Saturday, 26 June 2021



BMCRC - MRO Championships 2021 - Rnd 3 @ Cadwell Park

ACU Team Green Junior Cup & Senior 300

RACE 7 - SECTOR ANALYSIS



SECTOR 1 = FL to I1, SECTOR 2 = I1 to FL, DIFF = Difference To Personal Best Lap, P = Crossed Finish Line in Pit Lane, D = Time Disallowed

P1 14 J Finn SMART-WEEDEN		Kawasaki NINJA 400 - Mum and Dad				
IDEAL LAP TIME : 1:44.870		BEST LAP TIME : 1:44.885		DIFFERENCE : 0.015		
LAP	SECTOR 1	SECTOR 2	LAP TIME	MPH	DIFF	TIME OF DAY
1 -		43.688	1:50.981	70.71	6.096	14:15:59.025
2 -	1:01.961	43.414	1:45.375	74.47	0.490	14:17:44.400
3 -	1:01.863	43.284	1:45.147 (3)	74.63	0.262	14:19:29.547
4 -	1:01.586	43.299	1:44.885 (1)	74.82		14:21:14.432
5 -	1:01.601	43.485	1:45.086 (2)	74.68	0.201	14:22:59.518
6 -	1:01.846	44.402	1:46.248	73.86	1.363	14:24:45.766
7 -	1:02.103	45.634	1:47.737	72.84	2.852	14:26:33.503

P2 50 J Fred McMULLAN		Kawasaki NINJA 300 - Orwell motorcycles Ipswich				
IDEAL LAP TIME : 1:46.042		BEST LAP TIME : 1:46.092		DIFFERENCE : 0.050		
LAP	SECTOR 1	SECTOR 2	LAP TIME	MPH	DIFF	TIME OF DAY
1 -		44.636	1:52.780	69.58	6.688	14:16:00.824
2 -	1:01.875	45.900	1:47.775	72.81	1.683	14:17:48.599
3 -	1:02.194	44.488	1:46.682 (3)	73.56	0.590	14:19:35.281
4 -	1:01.629	44.514	1:46.143 (2)	73.93	0.051	14:21:21.424
5 -	1:01.820	45.118	1:46.938	73.38	0.846	14:23:08.362
6 -	1:01.554	44.538	1:46.092 (1)	73.97		14:24:54.454
7 -	1:01.966	45.430	1:47.396	73.07	1.304	14:26:41.850

P3 31 J Dylan MELLOR		Kawasaki NINJA 300 - Team Mellor Racing				
IDEAL LAP TIME : 1:45.972		BEST LAP TIME : 1:46.089		DIFFERENCE : 0.117		
LAP	SECTOR 1	SECTOR 2	LAP TIME	MPH	DIFF	TIME OF DAY
1 -		46.036	1:55.805	67.76	9.716	14:16:03.849
2 -	1:02.494	43.771	1:46.265 (2)	73.85	0.176	14:17:50.114
3 -	1:02.201	43.888	1:46.089 (1)	73.97		14:19:36.203
4 -	1:02.433	44.117	1:46.550 (3)	73.65	0.461	14:21:22.753
5 -	1:02.555	44.146	1:46.701	73.55	0.612	14:23:09.454
6 -	1:02.370	44.223	1:46.593	73.62	0.504	14:24:56.047
7 -	1:02.836	44.122	1:46.958	73.37	0.869	14:26:43.005

P4 777 J Maximus HARDY		Kawasaki NINJA 400 - DAD				
IDEAL LAP TIME : 1:46.624		BEST LAP TIME : 1:46.742		DIFFERENCE : 0.118		
LAP	SECTOR 1	SECTOR 2	LAP TIME	MPH	DIFF	TIME OF DAY
1 -		44.699	1:53.804	68.96	7.062	14:16:01.848
2 -	1:02.699	44.629	1:47.328 (3)	73.12	0.586	14:17:49.176
3 -	1:02.485	44.257	1:46.742 (1)	73.52		14:19:35.918
4 -	1:03.102	44.139	1:47.241 (2)	73.18	0.499	14:21:23.159
5 -	1:03.009	45.546	1:48.555	72.29	1.813	14:23:11.714
6 -	1:03.479	44.392	1:47.871	72.75	1.129	14:24:59.585
7 -	1:04.494	44.329	1:48.823	72.11	2.081	14:26:48.408

P5 8 S Phil ATKINSON		Kawasaki NINJA 300 - Rose mot centre				
IDEAL LAP TIME : 1:46.891		BEST LAP TIME : 1:46.891		DIFFERENCE : 0.000		
LAP	SECTOR 1	SECTOR 2	LAP TIME	MPH	DIFF	TIME OF DAY
1 -		46.546	1:56.107	67.59	9.216	14:16:04.151
2 -	1:03.046	45.895	1:48.941	72.03	2.050	14:17:53.092
3 -	1:02.802	44.089	1:46.891 (1)	73.42		14:19:39.983
4 -	1:02.841	44.141	1:46.982 (2)	73.35	0.091	14:21:26.965
5 -	1:02.865	44.479	1:47.344	73.11	0.453	14:23:14.309
6 -	1:02.825	44.267	1:47.092 (3)	73.28	0.201	14:25:01.401
7 -	1:02.811	44.496	1:47.307	73.13	0.416	14:26:48.708

Weather / Track : Cloudy / Dry

Cadwell Park
 Circuit Length = 2.1800 miles
 Start: 14:14 Flag 14:26 End: 14:28

BMCRC - MRO Championships 2021 - Rnd 3 @ Cadwell Park

ACU Team Green Junior Cup & Senior 300

RACE 7 - SECTOR ANALYSIS



SECTOR 1 = FL to I1, SECTOR 2 = I1 to FL, DIFF = Difference To Personal Best Lap, P = Crossed Finish Line in Pit Lane, D = Time Disallowed

P6 69 S		Danny HUSKINSON		Kawasaki NINJA 300 - art of racing		
IDEAL LAP TIME : 1:48.713		BEST LAP TIME : 1:49.191		DIFFERENCE : 0.478		
LAP	SECTOR 1	SECTOR 2	LAP TIME	MPH	DIFF	TIME OF DAY
1 -		46.357	1:56.925	67.12	7.734	14:16:04.969
2 -	1:03.520	45.671	1:49.191 (1)	71.87		14:17:54.160
3 -	1:03.218	46.598	1:49.816 (3)	71.46	0.625	14:19:43.976
4 -	1:03.394	46.729	1:50.123	71.26	0.932	14:21:34.099
5 -	1:03.042	46.319	1:49.361 (2)	71.76	0.170	14:23:23.460
6 -	1:05.215	46.296	1:51.511	70.37	2.320	14:25:14.971
7 -	1:03.692	46.979	1:50.671	70.91	1.480	14:27:05.642

P7 61 S		Kathryn WALKER		Kawasaki NINJA 400 - Think Bike Gear & AutoSmart Preston		
IDEAL LAP TIME : 1:48.674		BEST LAP TIME : 1:48.774		DIFFERENCE : 0.100		
LAP	SECTOR 1	SECTOR 2	LAP TIME	MPH	DIFF	TIME OF DAY
1 -		46.191	1:57.424	66.83	8.650	14:16:05.468
2 -	1:03.677	45.097	1:48.774 (1)	72.15		14:17:54.242
3 -	1:04.573	45.944	1:50.517	71.01	1.743	14:19:44.759
4 -	1:03.577	45.924	1:49.501 (2)	71.67	0.727	14:21:34.260
5 -	1:03.724	46.570	1:50.294 (3)	71.15	1.520	14:23:23.554
6 -	1:04.407	46.081	1:50.488	71.03	1.714	14:25:15.042
7 -	1:03.775	46.897	1:50.672	70.91	1.898	14:27:05.714

P8 0 S		Mark HARDY		Kawasaki NINJA 400 - me		
IDEAL LAP TIME : 1:48.593		BEST LAP TIME : 1:49.256		DIFFERENCE : 0.663		
LAP	SECTOR 1	SECTOR 2	LAP TIME	MPH	DIFF	TIME OF DAY
1 -		45.773	1:57.636	66.71	8.380	14:16:05.680
2 -	1:03.754	45.502	1:49.256 (1)	71.83		14:17:54.936
3 -	1:04.277	44.988	1:49.265 (2)	71.82	0.009	14:19:44.201
4 -	1:03.605	45.957	1:49.562 (3)	71.63	0.306	14:21:33.763
5 -	1:04.321	45.814	1:50.135	71.25	0.879	14:23:23.898
6 -	1:05.556	45.619	1:51.175	70.59	1.919	14:25:15.073
7 -	1:03.952	46.692	1:50.644	70.93	1.388	14:27:05.717

P9 77 J		Joe WHITE		Kawasaki NINJA 300 - Just In Graphics /MZ CONTRACTS/ Silver		
IDEAL LAP TIME : 1:49.309		BEST LAP TIME : 1:49.698		DIFFERENCE : 0.389		
LAP	SECTOR 1	SECTOR 2	LAP TIME	MPH	DIFF	TIME OF DAY
1 -		46.231	1:55.697	67.83	5.999	14:16:03.741
2 -	1:03.078	46.620	1:49.698 (1)	71.54		14:17:53.439
3 -	1:03.388	46.788	1:50.176	71.23	0.478	14:19:43.615
4 -	1:03.385	46.548	1:49.933 (3)	71.38	0.235	14:21:33.548
5 -	1:03.864	47.120	1:50.984	70.71	1.286	14:23:24.532
6 -	1:04.847	46.795	1:51.642	70.29	1.944	14:25:16.174
7 -	1:03.491	46.421	1:49.912 (2)	71.40	0.214	14:27:06.086

P10 34 J		Oliver ARBON		Kawasaki NINJA 400 - tt plumbing and heating		
IDEAL LAP TIME : 1:50.155		BEST LAP TIME : 1:50.533		DIFFERENCE : 0.378		
LAP	SECTOR 1	SECTOR 2	LAP TIME	MPH	DIFF	TIME OF DAY
1 -		45.973	1:58.588	66.17	8.055	14:16:06.632
2 -	1:04.712	45.889	1:50.601 (2)	70.95	0.068	14:17:57.233
3 -	1:04.479	46.166	1:50.645 (3)	70.93	0.112	14:19:47.878
4 -	1:05.012	45.983	1:50.995	70.70	0.462	14:21:38.873
5 -	1:05.271	45.676	1:50.947	70.73	0.414	14:23:29.820
6 -	1:05.255	45.975	1:51.230	70.55	0.697	14:25:21.050
7 -	1:04.690	45.843	1:50.533 (1)	71.00		14:27:11.583

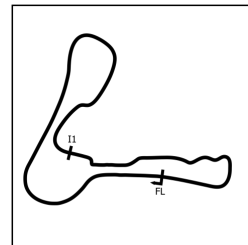
Weather / Track : Cloudy / Dry

Cadwell Park
Circuit Length = 2.1800 miles
Start: 14:14 Flag 14:26 End: 14:28

BMCRC - MRO Championships 2021 - Rnd 3 @ Cadwell Park

ACU Team Green Junior Cup & Senior 300

RACE 7 - SECTOR ANALYSIS



SECTOR 1 = FL to I1, SECTOR 2 = I1 to FL, DIFF = Difference To Personal Best Lap, P = Crossed Finish Line in Pit Lane, D = Time Disallowed

P11 19 J James O'MARA		Kawasaki NINJA 300 - BRP Machining Ltd				
IDEAL LAP TIME : 1:50.419		BEST LAP TIME : 1:50.419		DIFFERENCE : 0.000		
LAP	SECTOR 1	SECTOR 2	LAP TIME	MPH	DIFF	TIME OF DAY
1 -		46.831	2:00.781	64.97	10.362	14:16:08.825
2 -	1:06.027	45.870	1:51.897	70.13	1.478	14:18:00.722
3 -	1:05.914	45.374	1:51.288	70.52	0.869	14:19:52.010
4 -	1:05.414	45.195	1:50.609 (2)	70.95	0.190	14:21:42.619
5 -	1:05.244	45.175	1:50.419 (1)	71.07		14:23:33.038
6 -	1:05.750	45.901	1:51.651	70.29	1.232	14:25:24.689
7 -	1:05.305	45.456	1:50.761 (3)	70.85	0.342	14:27:15.450

P12 60 J Lennon DOCHERTY		Kawasaki NINJA 300 - Doc Fit Training				
IDEAL LAP TIME : 1:49.091		BEST LAP TIME : 1:49.091		DIFFERENCE : 0.000		
LAP	SECTOR 1	SECTOR 2	LAP TIME	MPH	DIFF	TIME OF DAY
1 -		47.260	2:01.979	64.33	12.888	14:16:10.023
2 -	1:04.941	46.682	1:51.623	70.30	2.532	14:18:01.646
3 -	1:05.962	46.367	1:52.329	69.86	3.238	14:19:53.975
4 -	1:05.945	46.404	1:52.349	69.85	3.258	14:21:46.324
5 -	1:04.694	46.309	1:51.003 (3)	70.70	1.912	14:23:37.327
6 -	1:04.277	45.839	1:50.116 (2)	71.27	1.025	14:25:27.443
7 -	1:03.811	45.280	1:49.091 (1)	71.94		14:27:16.534

P13 65 S Konrad BREESE		Kawasaki NINJA 300 - STIHL Racing				
IDEAL LAP TIME : 1:49.525		BEST LAP TIME : 1:49.773		DIFFERENCE : 0.248		
LAP	SECTOR 1	SECTOR 2	LAP TIME	MPH	DIFF	TIME OF DAY
1 -		47.216	2:00.309	65.23	10.536	14:16:08.353
2 -	1:06.327	46.891	1:53.218	69.31	3.445	14:18:01.571
3 -	1:06.388	47.034	1:53.422	69.19	3.649	14:19:54.993
4 -	1:04.793	46.490	1:51.283 (3)	70.52	1.510	14:21:46.276
5 -	1:06.134	45.833	1:51.967	70.09	2.194	14:23:38.243
6 -	1:04.073	46.079	1:50.152 (2)	71.24	0.379	14:25:28.395
7 -	1:03.692	46.081	1:49.773 (1)	71.49		14:27:18.168

P14 81 J Keo WALKER		Kawasaki NINJA 300 - Martin Wight Electrical				
IDEAL LAP TIME : 1:51.185		BEST LAP TIME : 1:51.424		DIFFERENCE : 0.239		
LAP	SECTOR 1	SECTOR 2	LAP TIME	MPH	DIFF	TIME OF DAY
1 -		47.223	2:00.616	65.06	9.192	14:16:08.660
2 -	1:05.659	46.317	1:51.976 (2)	70.08	0.552	14:18:00.636
3 -	1:06.680	46.571	1:53.251	69.29	1.827	14:19:53.887
4 -	1:06.308	46.402	1:52.710	69.63	1.286	14:21:46.597
5 -	1:05.993	46.263	1:52.256 (3)	69.91	0.832	14:23:38.853
6 -	1:04.922	46.502	1:51.424 (1)	70.43		14:25:30.277
7 -	1:06.250	46.490	1:52.740	69.61	1.316	14:27:23.017

P15 24 S Darren STOLTON		Kawasaki NINJA 300 -				
IDEAL LAP TIME : 1:51.024		BEST LAP TIME : 1:51.395		DIFFERENCE : 0.371		
LAP	SECTOR 1	SECTOR 2	LAP TIME	MPH	DIFF	TIME OF DAY
1 -		47.457	2:02.392	64.12	10.997	14:16:10.436
2 -	1:05.380	47.631	1:53.011	69.44	1.616	14:18:03.447
3 -	1:04.990	46.745	1:51.735 (2)	70.23	0.340	14:19:55.182
4 -	1:05.318	46.502	1:51.820 (3)	70.18	0.425	14:21:47.002
5 -	1:05.886	46.198	1:52.084	70.01	0.689	14:23:39.086
6 -	1:05.361	46.034	1:51.395 (1)	70.45		14:25:30.481
7 -	1:06.760	46.335	1:53.095	69.39	1.700	14:27:23.576

Weather / Track : Cloudy / Dry

Cadwell Park
Circuit Length = 2.1800 miles
Start: 14:14 Flag 14:26 End: 14:28

BMCRC - MRO Championships 2021 - Rnd 3 @ Cadwell Park

ACU Team Green Junior Cup & Senior 300

RACE 7 - SECTOR ANALYSIS



SECTOR 1 = FL to I1, SECTOR 2 = I1 to FL, DIFF = Difference To Personal Best Lap, P = Crossed Finish Line in Pit Lane, D = Time Disallowed

P16 196 J		Jack KIRSCH		Kawasaki NINJA 400 - Core Formwork		
IDEAL LAP TIME : 1:47.558		BEST LAP TIME : 1:47.864		DIFFERENCE : 0.306		
LAP	SECTOR 1	SECTOR 2	LAP TIME	MPH	DIFF	TIME OF DAY
1 -		46.288	1:56.258	67.50	8.394	14:16:04.302
2 -	1:02.622	1:09.560	2:12.182	59.37	24.318	14:18:16.484
3 -	1:06.502	45.665	1:52.167	69.96	4.303	14:20:08.651
4 -	1:04.160	45.293	1:49.453 (3)	71.70	1.589	14:21:58.104
5 -	1:03.173	45.010	1:48.183 (2)	72.54	0.319	14:23:46.287
6 -	1:02.928	44.936	1:47.864 (1)	72.75		14:25:34.151
7 -	1:03.548	46.092	1:49.640	71.58	1.776	14:27:23.791

P17 32 S		Conor MURRAY		Kawasaki NINJA 300 -		
IDEAL LAP TIME : 1:51.327		BEST LAP TIME : 1:51.327		DIFFERENCE : 0.000		
LAP	SECTOR 1	SECTOR 2	LAP TIME	MPH	DIFF	TIME OF DAY
1 -		47.812	2:01.606	64.53	10.279	14:16:09.650
2 -	1:05.635	47.748	1:53.383	69.21	2.056	14:18:03.033
3 -	1:06.106	47.092	1:53.198	69.33	1.871	14:19:56.231
4 -	1:04.929	46.608	1:51.537 (2)	70.36	0.210	14:21:47.768
5 -	1:05.329	46.710	1:52.039 (3)	70.04	0.712	14:23:39.807
6 -	1:04.860	46.467	1:51.327 (1)	70.49		14:25:31.134
7 -	1:05.784	47.213	1:52.997	69.45	1.670	14:27:24.131

P18 70 S		Justin WHITE		Kawasaki NINJA 300 - Just In Graphics		
IDEAL LAP TIME : 1:51.495		BEST LAP TIME : 1:51.687		DIFFERENCE : 0.192		
LAP	SECTOR 1	SECTOR 2	LAP TIME	MPH	DIFF	TIME OF DAY
1 -		47.308	2:01.834	64.41	10.147	14:16:09.878
2 -	1:05.831	48.090	1:53.921	68.89	2.234	14:18:03.799
3 -	1:05.713	46.945	1:52.658	69.66	0.971	14:19:56.457
4 -	1:05.314	46.373	1:51.687 (1)	70.26		14:21:48.144
5 -	1:05.343	46.901	1:52.244	69.91	0.557	14:23:40.388
6 -	1:05.122	46.683	1:51.805 (2)	70.19	0.118	14:25:32.193
7 -	1:05.560	46.526	1:52.086 (3)	70.01	0.399	14:27:24.279

P19 26 S		Nicholas BETTRIDGE		Kawasaki NINJA 300 - Weald builders		
IDEAL LAP TIME : 1:54.025		BEST LAP TIME : 1:54.025		DIFFERENCE : 0.000		
LAP	SECTOR 1	SECTOR 2	LAP TIME	MPH	DIFF	TIME OF DAY
1 -		48.153	2:04.934	62.81	10.909	14:16:12.978
2 -	1:08.225	49.014	1:57.239	66.94	3.214	14:18:10.217
3 -	1:08.490	48.223	1:56.713	67.24	2.688	14:20:06.930
4 -	1:08.122	48.060	1:56.182	67.54	2.157	14:22:03.112
5 -	1:07.472	47.669	1:55.141 (3)	68.16	1.116	14:23:58.253
6 -	1:06.929	47.622	1:54.551 (2)	68.51	0.526	14:25:52.804
7 -	1:06.551	47.474	1:54.025 (1)	68.82		14:27:46.829

P20 66 S		Mark SMITH		Kawasaki NINJA 300 - MHP EXHAUST'S		
IDEAL LAP TIME : 1:54.399		BEST LAP TIME : 1:54.741		DIFFERENCE : 0.342		
LAP	SECTOR 1	SECTOR 2	LAP TIME	MPH	DIFF	TIME OF DAY
1 -		48.724	2:05.262	62.65	10.521	14:16:13.306
2 -	1:08.580	49.077	1:57.657	66.70	2.916	14:18:10.963
3 -	1:08.161	48.102	1:56.263	67.50	1.522	14:20:07.226
4 -	1:07.370	48.674	1:56.044	67.63	1.303	14:22:03.270
5 -	1:07.873	47.424	1:55.297 (3)	68.06	0.556	14:23:58.567
6 -	1:07.251	47.490	1:54.741 (1)	68.39		14:25:53.308
7 -	1:06.975	47.948	1:54.923 (2)	68.28	0.182	14:27:48.231

Weather / Track : Cloudy / Dry

Cadwell Park
Circuit Length = 2.1800 miles
Start: 14:14 Flag 14:26 End: 14:28

BMCRC - MRO Championships 2021 - Rnd 3 @ Cadwell Park

ACU Team Green Junior Cup & Senior 300

RACE 7 - SECTOR ANALYSIS



SECTOR 1 = FL to I1, SECTOR 2 = I1 to FL, DIFF = Difference To Personal Best Lap, P = Crossed Finish Line in Pit Lane, D = Time Disallowed

P21 400 S		Stuart THURTLE		Kawasaki NINJA 400 - TeamTortoise Racing			
IDEAL LAP TIME : 1:54.047		BEST LAP TIME : 1:54.179		DIFFERENCE : 0.132			
LAP	SECTOR 1	SECTOR 2	LAP TIME	MPH	DIFF	TIME OF DAY	
1 -		49.034	2:06.360	62.10	12.181	14:16:14.404	
2 -	1:08.466	49.813	1:58.279	66.35	4.100	14:18:12.683	
3 -	1:07.352	48.572	1:55.924	67.70	1.745	14:20:08.607	
4 -	1:07.235	48.439	1:55.674	67.84	1.495	14:22:04.281	
5 -	1:07.342	48.078	1:55.420 (3)	67.99	1.241	14:23:59.701	
6 -	1:06.740	47.439	1:54.179 (1)	68.73		14:25:53.880	
7 -	1:06.608	48.362	1:54.970 (2)	68.26	0.791	14:27:48.850	

P22 48 S		Kevin SABBARTON		Kawasaki NINJA 300 -			
IDEAL LAP TIME : 1:53.850		BEST LAP TIME : 1:54.707		DIFFERENCE : 0.857			
LAP	SECTOR 1	SECTOR 2	LAP TIME	MPH	DIFF	TIME OF DAY	
1 -		49.572	2:06.712	61.93	12.005	14:16:14.756	
2 -	1:07.662	50.004	1:57.666	66.69	2.959	14:18:12.422	
3 -	1:07.037	48.399	1:55.436 (3)	67.98	0.729	14:20:07.858	
4 -	1:07.433	48.638	1:56.071	67.61	1.364	14:22:03.929	
5 -	1:07.649	47.312	1:54.961 (2)	68.26	0.254	14:23:58.890	
6 -	1:08.023	49.200	1:57.223	66.94	2.516	14:25:56.113	
7 -	1:06.538	48.169	1:54.707 (1)	68.41		14:27:50.820	

P23 39 S		Peter PARAPANOS		Kawasaki NINJA 300 - AMR Glasgow Kawasaki			
IDEAL LAP TIME : 1:56.324		BEST LAP TIME : 1:56.583		DIFFERENCE : 0.259			
LAP	SECTOR 1	SECTOR 2	LAP TIME	MPH	DIFF	TIME OF DAY	
1 -		49.620	2:08.832	60.91	12.249	14:16:16.876	
2 -	1:08.521	48.853	1:57.374 (3)	66.86	0.791	14:18:14.250	
3 -	1:08.105	49.733	1:57.838	66.60	1.255	14:20:12.088	
4 -	1:09.224	48.774	1:57.998	66.51	1.415	14:22:10.086	
5 -	1:08.479	49.465	1:57.944	66.54	1.361	14:24:08.030	
6 -	1:08.152	48.431	1:56.583 (1)	67.31		14:26:04.613	
7 -	1:08.557	48.219	1:56.776 (2)	67.20	0.193	14:28:01.389	

P24 88 S		David COURT		Kawasaki NINJA 300 -			
IDEAL LAP TIME : 1:55.031		BEST LAP TIME : 1:55.360		DIFFERENCE : 0.329			
LAP	SECTOR 1	SECTOR 2	LAP TIME	MPH	DIFF	TIME OF DAY	
1 -		49.764	2:08.801	60.93	13.441	14:16:16.845	
2 -	1:09.251	50.881	2:00.132	65.32	4.772	14:18:16.977	
3 -	1:09.105	50.027	1:59.132	65.87	3.772	14:20:16.109	
4 -	1:09.016	49.696	1:58.712	66.11	3.352	14:22:14.821	
5 -	1:08.294	48.171	1:56.465 (3)	67.38	1.105	14:24:11.286	
6 -	1:06.886	48.474	1:55.360 (1)	68.03		14:26:06.646	
7 -	1:07.404	48.145	1:55.549 (2)	67.91	0.189	14:28:02.195	

P25 10 S		Mike BRUNSDON		Kawasaki NINJA 300 - CF Fairford			
IDEAL LAP TIME : 1:55.969		BEST LAP TIME : 1:55.969		DIFFERENCE : 0.000			
LAP	SECTOR 1	SECTOR 2	LAP TIME	MPH	DIFF	TIME OF DAY	
1 -		49.916	2:09.329	60.68	13.360	14:16:17.373	
2 -	1:08.898	50.877	1:59.775	65.52	3.806	14:18:17.148	
3 -	1:09.095	50.016	1:59.111	65.88	3.142	14:20:16.259	
4 -	1:08.926	49.994	1:58.920	65.99	2.951	14:22:15.179	
5 -	1:08.679	48.386	1:57.065 (2)	67.04	1.096	14:24:12.244	
6 -	1:07.598	48.371	1:55.969 (1)	67.67		14:26:08.213	
7 -	1:08.165	50.155	1:58.320 (3)	66.32	2.351	14:28:06.533	

Weather / Track : Cloudy / Dry

Cadwell Park
Circuit Length = 2.1800 miles
Start: 14:14 Flag 14:26 End: 14:28

BMCRC - MRO Championships 2021 - Rnd 3 @ Cadwell Park

ACU Team Green Junior Cup & Senior 300

RACE 7 - SECTOR ANALYSIS



SECTOR 1 = FL to I1, SECTOR 2 = I1 to FL, DIFF = Difference To Personal Best Lap, P = Crossed Finish Line in Pit Lane, D = Time Disallowed

P26 97 J Ben PLATT		Kawasaki NINJA 400 - adsss ltd				
IDEAL LAP TIME : 1:58.530		BEST LAP TIME : 1:58.975		DIFFERENCE : 0.445		
LAP	SECTOR 1	SECTOR 2	LAP TIME	MPH	DIFF	TIME OF DAY
1 -		49.649	2:08.087	61.27	9.112	14:16:16.131
2 -	1:09.722	50.559	2:00.281	65.24	1.306	14:18:16.442
3 -	1:09.364	49.670	1:59.034 (2)	65.93	0.059	14:20:15.446
4 -	1:09.340	49.635	1:58.975 (1)	65.96		14:22:14.421
5 -	1:09.715	49.719	1:59.434	65.71	0.459	14:24:13.855
6 -	1:09.192	50.064	1:59.256	65.80	0.281	14:26:13.111
7 -	1:09.725	49.338	1:59.063 (3)	65.91	0.088	14:28:12.174

P27 87 J James CLEARY		Kawasaki NINJA 300 - Mum and Dad				
IDEAL LAP TIME : 1:58.015		BEST LAP TIME : 1:58.015		DIFFERENCE : 0.000		
LAP	SECTOR 1	SECTOR 2	LAP TIME	MPH	DIFF	TIME OF DAY
1 -		50.755	2:12.206	59.36	14.191	14:16:20.250
2 -	1:10.676	50.874	2:01.550	64.56	3.535	14:18:21.800
3 -	1:09.800	50.413	2:00.213	65.28	2.198	14:20:22.013
4 -	1:09.896	50.064	1:59.960 (3)	65.42	1.945	14:22:21.973
5 -	1:10.761	49.535	2:00.296	65.23	2.281	14:24:22.269
6 -	1:09.870	49.731	1:59.601 (2)	65.61	1.586	14:26:21.870
7 -	1:09.646	48.369	1:58.015 (1)	66.50		14:28:19.885

P28 58 J Matthew WOOD		Kawasaki NINJA 300 -				
IDEAL LAP TIME : 1:59.205		BEST LAP TIME : 1:59.379		DIFFERENCE : 0.174		
LAP	SECTOR 1	SECTOR 2	LAP TIME	MPH	DIFF	TIME OF DAY
1 -		50.991	2:12.038	59.43	12.659	14:16:20.082
2 -	1:10.657	50.893	2:01.550	64.56	2.171	14:18:21.632
3 -	1:09.904	50.194	2:00.098	65.34	0.719	14:20:21.730
4 -	1:09.891	50.296	2:00.187	65.29	0.808	14:22:21.917
5 -	1:10.485	49.573	2:00.058 (3)	65.36	0.679	14:24:21.975
6 -	1:09.837	49.975	1:59.812 (2)	65.50	0.433	14:26:21.787
7 -	1:10.011	49.368	1:59.379 (1)	65.74		14:28:21.166

P29 96 S Giovanni BELIOSSI		Kawasaki NINJA 300 - ASR Accident Storage Recovery				
IDEAL LAP TIME : 1:58.481		BEST LAP TIME : 1:59.122		DIFFERENCE : 0.641		
LAP	SECTOR 1	SECTOR 2	LAP TIME	MPH	DIFF	TIME OF DAY
1 -		50.431	2:12.438	59.25	13.316	14:16:20.482
2 -	1:11.341	51.203	2:02.544	64.04	3.422	14:18:23.026
3 -	1:09.347	49.834	1:59.181 (2)	65.84	0.059	14:20:22.207
4 -	1:10.121	49.755	1:59.876	65.46	0.754	14:22:22.083
5 -	1:11.184	49.134	2:00.318	65.22	1.196	14:24:22.401
6 -	1:10.156	49.709	1:59.865 (3)	65.47	0.743	14:26:22.266
7 -	1:09.981	49.141	1:59.122 (1)	65.88		14:28:21.388

P30 45 J Jake MARSH		Kawasaki NINJA 300 - Zipped Up Racing				
IDEAL LAP TIME : 1:59.458		BEST LAP TIME : 2:00.536		DIFFERENCE : 1.078		
LAP	SECTOR 1	SECTOR 2	LAP TIME	MPH	DIFF	TIME OF DAY
1 -		50.676	2:13.003	59.00	12.467	14:16:21.047
2 -	1:11.410	50.801	2:02.211	64.21	1.675	14:18:23.258
3 -	1:11.196	51.046	2:02.242	64.20	1.706	14:20:25.500
4 -	1:12.022	50.492	2:02.514	64.05	1.978	14:22:28.014
5 -	1:11.062	50.010	2:01.072 (3)	64.82	0.536	14:24:29.086
6 -	1:10.079	50.488	2:00.567 (2)	65.09	0.031	14:26:29.653
7 -	1:11.157	49.379	2:00.536 (1)	65.10		14:28:30.189

Weather / Track : Cloudy / Dry

Cadwell Park
 Circuit Length = 2.1800 miles
 Start: 14:14 Flag 14:26 End: 14:28

BMCRC - MRO Championships 2021 - Rnd 3 @ Cadwell Park

ACU Team Green Junior Cup & Senior 300

RACE 7 - SECTOR ANALYSIS



SECTOR 1 = FL to I1, SECTOR 2 = I1 to FL, DIFF = Difference To Personal Best Lap, P = Crossed Finish Line in Pit Lane, D = Time Disallowed

P31 311 12s		Nathan-Ellis WARD		Kawasaki NINJA 300 - Zipped up racing		
IDEAL LAP TIME : 1:59.806		BEST LAP TIME : 1:59.806		DIFFERENCE : 0.000		
LAP	SECTOR 1	SECTOR 2	LAP TIME	MPH	DIFF	TIME OF DAY
1 -		52.049	2:15.181	58.05	15.375	14:16:23.225
2 -	1:09.950	50.989	2:00.939 (3)	64.89	1.133	14:18:24.164
3 -	1:10.635	51.245	2:01.880	64.39	2.074	14:20:26.044
4 -	1:11.988	50.731	2:02.719	63.95	2.913	14:22:28.763
5 -	1:10.382	51.415	2:01.797	64.43	1.991	14:24:30.560
6 -	1:09.783	50.023	1:59.806 (1)	65.50		14:26:30.366
7 -	1:10.564	50.185	2:00.749 (2)	64.99	0.943	14:28:31.115

P32 18 J		George HIGGINS		Kawasaki NINJA 300 - Aztec Racing		
IDEAL LAP TIME : 2:00.105		BEST LAP TIME : 2:00.286		DIFFERENCE : 0.181		
LAP	SECTOR 1	SECTOR 2	LAP TIME	MPH	DIFF	TIME OF DAY
1 -		55.029	2:17.803	56.95	17.517	14:16:25.847
2 -	1:11.961	51.382	2:03.343	63.62	3.057	14:18:29.190
3 -	1:11.328	50.761	2:02.089 (3)	64.28	1.803	14:20:31.279
4 -	1:11.638	50.922	2:02.560	64.03	2.274	14:22:33.839
5 -	1:10.501	50.462	2:00.963 (2)	64.87	0.677	14:24:34.802
6 -	1:09.643	50.643	2:00.286 (1)	65.24		14:26:35.088

P33 118 J		Max HALL		Kawasaki NINJA 300 - Racecraft rider development		
IDEAL LAP TIME : 2:03.450		BEST LAP TIME : 2:04.224		DIFFERENCE : 0.774		
LAP	SECTOR 1	SECTOR 2	LAP TIME	MPH	DIFF	TIME OF DAY
1 -		51.462	2:11.034	59.89	6.810	14:16:19.078
2 -	1:12.149	52.075	2:04.224 (1)	63.17		14:18:23.302
3 -	1:12.360	52.752	2:05.112 (3)	62.72	0.888	14:20:28.414
4 -	1:13.481	51.301	2:04.782 (2)	62.89	0.558	14:22:33.196
5 -	1:14.946	51.942	2:06.888	61.85	2.664	14:24:40.084
6 -	1:13.430	51.702	2:05.132	62.71	0.908	14:26:45.216

P34 64 J		Jamie MALIN		Kawasaki NINJA 300 -		
IDEAL LAP TIME : 2:05.888		BEST LAP TIME : 2:06.351		DIFFERENCE : 0.463		
LAP	SECTOR 1	SECTOR 2	LAP TIME	MPH	DIFF	TIME OF DAY
1 -		51.589	2:16.548	57.47	10.197	14:16:24.592
2 -	1:14.308	52.043	2:06.351 (1)	62.11		14:18:30.943
3 -	1:14.991	51.580	2:06.571 (2)	62.00	0.220	14:20:37.514
4 -	1:15.121	51.880	2:07.001 (3)	61.79	0.650	14:22:44.515
5 -	1:16.242	53.967	2:10.209	60.27	3.858	14:24:54.724
6 -	1:17.761	53.685	2:11.446	59.70	5.095	14:27:06.170

P35 181 12s		Pierce REEVES		Kawasaki NINJA -		
IDEAL LAP TIME : 2:11.234		BEST LAP TIME : 2:11.295		DIFFERENCE : 0.061		
LAP	SECTOR 1	SECTOR 2	LAP TIME	MPH	DIFF	TIME OF DAY
1 -		56.062	2:26.468	53.58	15.173	14:16:34.512
2 -	1:18.666	55.511	2:14.177	58.49	2.882	14:18:48.689
3 -	1:18.580	54.963	2:13.543	58.76	2.248	14:21:02.232
4 -	1:18.633	54.185	2:12.818 (3)	59.08	1.523	14:23:15.050
5 -	1:17.385	53.910	2:11.295 (1)	59.77		14:25:26.345
6 -	1:17.324	54.837	2:12.161 (2)	59.38	0.866	14:27:38.506

Weather / Track : Cloudy / Dry

Cadwell Park
 Circuit Length = 2.1800 miles
 Start: 14:14 Flag 14:26 End: 14:28

BMCRC - MRO Championships 2021 - Rnd 3 @ Cadwell Park

ACU Team Green Junior Cup & Senior 300

RACE 7 - SECTOR ANALYSIS



SECTOR 1 = FL to I1, SECTOR 2 = I1 to FL, DIFF = Difference To Personal Best Lap, P = Crossed Finish Line in Pit Lane, D = Time Disallowed

P36 30 J Owen MELLOR		Kawasaki NINJA 300 - Team Mellor Racing				
IDEAL LAP TIME : 1:46.559		BEST LAP TIME : 1:46.770		DIFFERENCE : 0.211		
LAP	SECTOR 1	SECTOR 2	LAP TIME	MPH	DIFF	TIME OF DAY
1 -		44.643	1:53.541	69.12	6.771	14:16:01.585
2 -	1:02.602	44.690	1:47.292	73.14	0.522	14:17:48.877
3 -	1:02.396	44.428	1:46.824 (3)	73.46	0.054	14:19:35.701
4 -	1:02.551	44.220	1:46.771 (2)	73.50	0.001	14:21:22.472
5 -	1:02.607	44.163	1:46.770 (1)	73.50		14:23:09.242

BMCRC - MRO Championships 2021 - Rnd 3 @ Cadwell Park

ACU Team Green Junior Cup & Senior 300

RACE 7 - BEST SECTORS

SECTOR 1				SECTOR 2				IDEAL / BEST COMPARISON				
POS	NO	NAME	TIME	NO	NAME	TIME	POS	NO	NAME	IDEAL	BEST	DIFF
									PERFECT LAP	1:44.838		
1	50	McMULLAN	1:01.554	14	SMART-WEEDEN	43.284	1	14	SMART-WEEDEN	1:44.870	1:44.885	0.015
2	14	SMART-WEEDEN	1:01.586	31	MELLOR	43.771	2	31	MELLOR	1:45.972	1:46.089	0.117
3	31	MELLOR	1:02.201	8	ATKINSON	44.089	3	50	McMULLAN	1:46.042	1:46.092	0.050
4	30	MELLOR	1:02.396	777	HARDY	44.139	4	30	MELLOR	1:46.559	1:46.770	0.211
5	777	HARDY	1:02.485	30	MELLOR	44.163	5	777	HARDY	1:46.624	1:46.742	0.118
6	196	KIRSCH	1:02.622	50	McMULLAN	44.488	6	8	ATKINSON	1:46.891	1:46.891	0.000
7	8	ATKINSON	1:02.802	196	KIRSCH	44.936	7	196	KIRSCH	1:47.558	1:47.864	0.306
8	69	HUSKINSON	1:03.042	0	HARDY	44.988	8	0	HARDY	1:48.593	1:49.256	0.663
9	77	WHITE	1:03.078	61	WALKER	45.097	9	61	WALKER	1:48.674	1:48.774	0.100
10	61	WALKER	1:03.577	19	O'MARA	45.175	10	69	HUSKINSON	1:48.713	1:49.191	0.478
11	0	HARDY	1:03.605	60	DOCHERTY	45.280	11	60	DOCHERTY	1:49.091	1:49.091	0.000
12	65	BREESE	1:03.692	69	HUSKINSON	45.671	12	77	WHITE	1:49.309	1:49.698	0.389
13	60	DOCHERTY	1:03.811	34	ARBON	45.676	13	65	BREESE	1:49.525	1:49.773	0.248
14	34	ARBON	1:04.479	65	BREESE	45.833	14	34	ARBON	1:50.155	1:50.533	0.378
15	32	MURRAY	1:04.860	24	STOLTON	46.034	15	19	O'MARA	1:50.419	1:50.419	0.000
16	81	WALKER	1:04.922	77	WHITE	46.231	16	24	STOLTON	1:51.024	1:51.395	0.371
17	24	STOLTON	1:04.990	81	WALKER	46.263	17	81	WALKER	1:51.185	1:51.424	0.239
18	70	WHITE	1:05.122	70	WHITE	46.373	18	32	MURRAY	1:51.327	1:51.327	0.000
19	19	O'MARA	1:05.244	32	MURRAY	46.467	19	70	WHITE	1:51.495	1:51.687	0.192
20	48	SABBARTON	1:06.538	48	SABBARTON	47.312	20	48	SABBARTON	1:53.850	1:54.707	0.857
21	26	BETTRIDGE	1:06.551	66	SMITH	47.424	21	26	BETTRIDGE	1:54.025	1:54.025	0.000
22	400	THURTL	1:06.608	400	THURTL	47.439	22	400	THURTL	1:54.047	1:54.179	0.132
23	88	COURT	1:06.886	26	BETTRIDGE	47.474	23	66	SMITH	1:54.399	1:54.741	0.342
24	66	SMITH	1:06.975	88	COURT	48.145	24	88	COURT	1:55.031	1:55.360	0.329
25	10	BRUNSDON	1:07.598	39	PARAPANOS	48.219	25	10	BRUNSDON	1:55.969	1:55.969	0.000
26	39	PARAPANOS	1:08.105	87	CLEARY	48.369	26	39	PARAPANOS	1:56.324	1:56.583	0.259
27	97	PLATT	1:09.192	10	BRUNSDON	48.371	27	87	CLEARY	1:58.015	1:58.015	0.000
28	96	BELIOSSI	1:09.347	96	BELIOSSI	49.134	28	96	BELIOSSI	1:58.481	1:59.122	0.641
29	18	HIGGINS	1:09.643	97	PLATT	49.338	29	97	PLATT	1:58.530	1:58.975	0.445
30	87	CLEARY	1:09.646	58	WOOD	49.368	30	58	WOOD	1:59.205	1:59.379	0.174
31	311	WARD	1:09.783	45	MARSH	49.379	31	45	MARSH	1:59.458	2:00.536	1.078
32	58	WOOD	1:09.837	311	WARD	50.023	32	311	WARD	1:59.806	1:59.806	0.000
33	45	MARSH	1:10.079	18	HIGGINS	50.462	33	18	HIGGINS	2:00.105	2:00.286	0.181
34	118	HALL	1:12.149	118	HALL	51.301	34	118	HALL	2:03.450	2:04.224	0.774
35	64	MALIN	1:14.308	64	MALIN	51.580	35	64	MALIN	2:05.888	2:06.351	0.463
36	181	REEVES	1:17.324	181	REEVES	53.910	36	181	REEVES	2:11.234	2:11.295	0.061

Weather / Track : Cloudy / Dry

Cadwell Park

Circuit Length = 2.1800 miles

Start: 14:14 Flag 14:26 End: 14:28

Results can be found at www.tsl-timing.com

Printed - 14:36 Saturday, 26 June 2021

BMCRC - MRO Championships 2021 - Rnd 3 @ Cadwell Park

ACU Team Green Junior Cup & Senior 300

RACE 7 - STATISTICS

Competitors Started 36
Planned Start 2021-06-26 @ 14:00:00.000
Actual Start 2021-06-26 @ 14:14:08.043
Finish Time 2021-06-26 @ 14:26:33.502
Track Length 2.1800mi.
Total Laps 246
Total Distance Covered 536.2845mi.

Session Fastest Lap History

NO	CL	NAME	LAP TIME	TIME OF DAY	LAP	VEHICLE
14	J	Finn SMART-WEEDEN	1:50.981	14:15:59.051	1	Kawasak NINJA 400
14	J	Finn SMART-WEEDEN	1:45.375	14:17:44.426	2	Kawasak NINJA 400
14	J	Finn SMART-WEEDEN	1:45.147	14:19:29.573	3	Kawasak NINJA 400
14	J	Finn SMART-WEEDEN	1:44.885	14:21:14.459	4	Kawasak NINJA 400

Session Leader History

NO	CL	NAME	FROM LAP	LAPS LED	DISTANCE	VEHICLE
14	J	Finn SMART-WEEDEN	1	7	15.26 miles	Kawasak NINJA 400

Flag History

TYPE	TIME OF DAY
GREEN	14:14:08.043
FINISH	14:26:33.502

Flag Statistics

TYPE	COUNT	TOTAL LAPS	TOTAL TIME
Green	1	7	14:28.040
Red	0	0	0.000
Safety Car	0	0	0.000
FCY	0	0	0.000

BMCRC - MRO Championships 2021 - Rnd 3 @ Cadwell Park

ACU Team Green Junior Cup & Senior 300

RACE 7 - STATISTICS

CLASS : J

18 Starters

Fastest Lap History

NO	NAME	LAP TIME	TIME OF DAY	LAP	VEHICLE
14	Finn SMART-WEEDEN	1:50.981	14:15:59.051	1	Kawasak NINJA 400
14	Finn SMART-WEEDEN	1:45.375	14:17:44.426	2	Kawasak NINJA 400
14	Finn SMART-WEEDEN	1:45.147	14:19:29.573	3	Kawasak NINJA 400
14	Finn SMART-WEEDEN	1:44.885	14:21:14.459	4	Kawasak NINJA 400

Leader History

NO	NAME	FROM LAP	LAPS LED	DISTANCE	VEHICLE
14	Finn SMART-WEEDEN	1	7	15.26 miles	Kawasak NINJA 400

BMCRC - MRO Championships 2021 - Rnd 3 @ Cadwell Park

ACU Team Green Junior Cup & Senior 300

RACE 7 - STATISTICS

CLASS : S

16 Starters

Fastest Lap History

NO	NAME	LAP TIME	TIME OF DAY	LAP	VEHICLE
8	Phil ATKINSON	1:56.107	14:16:04.164	1	Kawasaki NINJA 300
8	Phil ATKINSON	1:48.941	14:17:53.104	2	Kawasaki NINJA 300
61	Kathryn WALKER	1:48.774	14:17:54.242	2	Kawasaki NINJA 400
8	Phil ATKINSON	1:46.891	14:19:39.995	3	Kawasaki NINJA 300

Leader History

NO	NAME	FROM LAP	LAPS LED	DISTANCE	VEHICLE
8	Phil ATKINSON	1	7	15.26 miles	Kawasaki NINJA 300

BMCRC - MRO Championships 2021 - Rnd 3 @ Cadwell Park

ACU Team Green Junior Cup & Senior 300

RACE 7 - STATISTICS

CLASS : 12s

2 Starters

Fastest Lap History

NO	NAME	LAP TIME	TIME OF DAY	LAP	VEHICLE
311	Nathan-Ellis WARD	2:15.181	14:16:23.237	1	Kawasaki NINJA 300
311	Nathan-Ellis WARD	2:00.939	14:18:24.177	2	Kawasaki NINJA 300
311	Nathan-Ellis WARD	1:59.806	14:26:30.378	6	Kawasaki NINJA 300

Leader History

NO	NAME	FROM LAP	LAPS LED	DISTANCE	VEHICLE
311	Nathan-Ellis WARD	1	7	15.26 miles	Kawasaki NINJA 300

BMCRC - MRO Championships 2021 - Rnd 3 @ Cadwell Park



ACU Team Green Junior Cup & Senior 300

RACE 17 - GRID (7 Laps)

Kawasaki

ROW 12	34	118	Max HALL	2:04.224	35	64	Jamie MALIN	2:06.351	36	181	Pierce REEVES	2:11.295
ROW 11	31	311	Nathan-Ellis WARD	1:59.806	32	18	George HIGGINS	2:00.286	33	45	Jake MARSH	2:00.536
ROW 10	28	97	Ben PLATT	1:58.975	29	96	Giovanni BELIOSSI	1:59.122	30	58	Matthew WOOD	1:59.379
ROW 9	25	10	Mike BRUNSDON	1:55.969	26	39	Peter PARAPANOS	1:56.583	27	87	James CLEARY	1:58.015
ROW 8	22	48	Kevin SABBARTON	1:54.707	23	66	Mark SMITH	1:54.741	24	88	David COURT	1:55.360
ROW 7	19	70	Justin WHITE	1:51.687	20	26	Nicholas BETTRIDGE	1:54.025	21	400	Stuart THURTLÉ	1:54.179
ROW 6	16	32	Conor MURRAY	1:51.327	17	24	Darren STOLTON	1:51.395	18	81	Keo WALKER	1:51.424
ROW 5	13	65	Konrad BREESE	1:49.773	14	19	James O'MARA	1:50.419	15	34	Oliver ARBON	1:50.533
ROW 4	10	69	Danny HUSKINSON	1:49.191	11	0	Mark HARDY	1:49.256	12	77	Joe WHITE	1:49.698
ROW 3	7	196	Jack KIRSCH	1:47.864	8	61	Kathryn WALKER	1:48.774	9	60	Lennon DOCHERTY	1:49.091
ROW 2	4	777	Maximus HARDY	1:46.742	5	30	Owen MELLOR	1:46.770	6	8	Phil ATKINSON	1:46.891
ROW 1	1	14	Finn SMART-WEEDEN	1:44.885	2	31	Dylan MELLOR	1:46.089	3	50	Fred McMULLAN	1:46.092
			Pole									

These results are provisional until the conclusion of any judicial and technical matters.

Cadwell Park
Circuit Length = 2.1800 miles

Clerk Of Course :	Stewards :	Timekeeper :
-------------------	------------	--------------

Results can be found at www.tsl-timing.com

Printed - 14:36 Saturday, 26 June 2021



BMCRC - MRO Championships 2021 - Rnd 3 @ Cadwell Park

ACU Team Green Junior Cup & Senior 300

RACE 17 - CLASSIFICATION



Kawasaki

POS	NO	CL	PIC NAME	ENTRY	LAPS	TIME	GAP	DIFF	MPH	BEST	ON
1	14	J	1 Finn SMART-WEEDEN	Kawasaki NINJA 400 - Mum and Dad	7	12:23.329			73.90	1:44.480	5
2	31	J	2 Dylan MELLOR	Kawasaki NINJA 300 - Team Mellor Racing	7	12:27.358	4.029	4.029	73.50	1:44.825	4
3	50	J	3 Fred McMULLAN	Kawasaki NINJA 300 - Orwell motorcycles Ipswich	7	12:27.674	4.345	0.316	73.47	1:44.853	5
4	8	S	1 Phil ATKINSON	Kawasaki NINJA 300 - Rose mot centre	7	12:38.792	15.463	11.118	72.39	1:47.051	2
5	777	J	4 Maximus HARDY	Kawasaki NINJA 400 - DAD	7	12:39.545	16.216	0.753	72.32	1:47.309	5
6	196	J	5 Jack KIRSCH	Kawasaki NINJA 400 - Core Formwork	7	12:39.802	16.473	0.257	72.30	1:46.855	4
7	30	J	6 Owen MELLOR	Kawasaki NINJA 300 - Team Mellor Racing	7	12:40.083	16.754	0.281	72.27	1:47.214	3
8	61	S	2 Kathryn WALKER	Kawasaki NINJA 400 - Think Bike Gear & AutoSmar	7	12:50.765	27.436	10.682	71.27	1:48.412	3
9	19	J	7 James O'MARA	Kawasaki NINJA 300 - BRP Machining Ltd	7	12:56.548	33.219	5.783	70.74	1:48.897	4
10	34	J	8 Oliver ARBON	Kawasaki NINJA 400 - It plumbing and heating	7	12:56.646	33.317	0.098	70.73	1:49.346	4
11	60	J	9 Lennon DOCHERTY	Kawasaki NINJA 300 - Doc Fit Training	7	12:56.947	33.618	0.301	70.70	1:48.935	4
12	0	S	3 Mark HARDY	Kawasaki NINJA 400 - me	7	12:57.500	34.171	0.553	70.65	1:49.250	4
13	77	J	10 Joe WHITE	Kawasaki NINJA 300 - Just In Graphics /MZ CONTF	7	13:05.412	42.083	7.912	69.94	1:50.158	2
14	69	S	4 Danny HUSKINSON	Kawasaki NINJA 300 - art of racing	7	13:05.543	42.214	0.131	69.93	1:50.846	2
15	65	S	5 Konrad BREESE	Kawasaki NINJA 300 - STIHL Racing	7	13:07.710	44.381	2.167	69.74	1:50.746	2
16	81	J	11 Keo WALKER	Kawasaki NINJA 300 - Martin Wight Electrical	7	13:08.334	45.005	0.624	69.68	1:50.815	2
17	24	S	6 Darren STOLTON	Kawasaki NINJA 300 -	7	13:14.764	51.435	6.430	69.12	1:51.007	7
18	32	S	7 Conor MURRAY	Kawasaki NINJA 300 -	7	13:15.200	51.871	0.436	69.08	1:50.826	7
19	70	S	8 Justin WHITE	Kawasaki NINJA 300 - Just In Graphics	7	13:20.100	56.771	4.900	68.66	1:51.746	5
20	26	S	9 Nicholas BETTRIDGE	Kawasaki NINJA 300 - Weald builders	7	13:33.774	1:10.445	13.674	67.50	1:54.396	6
21	48	S	10 Kevin SABBARTON	Kawasaki NINJA 300 -	7	13:55.200	1:31.871	21.426	65.77	1:55.392	7
22	97	J	12 Ben PLATT	Kawasaki NINJA 400 - adss ltd	7	13:56.737	1:33.408	1.537	65.65	1:56.334	7
23	39	S	11 Peter PARAPANOS	Kawasaki NINJA 300 - AMR Glasgow Kawasaki	7	13:56.819	1:33.490	0.082	65.64	1:56.143	7
24	66	S	12 Mark SMITH	Kawasaki NINJA 300 - MHP EXHAUST S	7	13:57.372	1:34.043	0.553	65.60	1:56.035	7
25	400	S	13 Stuart THURTLIE	Kawasaki NINJA 400 - TeamTortoise Racing	7	13:57.498	1:34.169	0.126	65.59	1:56.507	7
26	10	S	14 Mike BRUNSDON	Kawasaki NINJA 300 - CF Fairford	7	13:58.148	1:34.819	0.650	65.54	1:55.873	7
27	58	J	13 Matthew WOOD	Kawasaki NINJA 300 -	7	13:59.088	1:35.759	0.940	65.47	1:55.888	7
28	88	S	15 David COURT	Kawasaki NINJA 300 -	7	13:59.778	1:36.449	0.690	65.41	1:56.771	7
29	87	J	14 James CLEARY	Kawasaki NINJA 300 - Mum and Dad	7	14:00.336	1:37.007	0.558	65.37	1:56.763	7
30	45	J	15 Jake MARSH	Kawasaki NINJA 300 - Zipped Up Racing	7	14:12.591	1:49.262	12.255	64.43	1:58.078	4
31	96	S	16 Giovanni BELIOSSI	Kawasaki NINJA 300 - ASR Accident Storage Reco	6	12:22.922	1 Lap	1 Lap	63.38	2:00.171	5
32	311	12s	1 Nathan-Ellis WARD	Kawasaki NINJA 300 - Zipped up racing	6	12:23.985	1 Lap	1.063	63.29	1:59.019	6
33	18	J	16 George HIGGINS	Kawasaki NINJA 300 - Aztec Racing	6	12:32.178	1 Lap	8.193	62.60	2:02.579	4
34	118	J	17 Max HALL	Kawasaki NINJA 300 - Racecraft rider development	6	12:39.604	1 Lap	7.426	61.99	2:04.197	4
35	181	12s	2 Pierce REEVES	Kawasaki NINJA -	6	13:11.545	1 Lap	31.941	59.48	2:09.660	6

NOT CLASSIFIED

DNF	64	J	Jamie MALIN	Kawasaki NINJA 300 -	4	8:31.169	3 Laps	2 Laps	61.41	2:03.145	3
-----	----	---	-------------	----------------------	---	----------	--------	--------	-------	----------	---

FASTEST LAP

14	J	Finn SMART-WEEDEN	Kawasaki NINJA 400 - Mum and Dad	5	1:44.480	75.11 mph	120.88 kph
8	S	Phil ATKINSON	Kawasaki NINJA 300 - Rose mot centre	2	1:47.051	73.31 mph	117.98 kph
311	12s	Nathan-Ellis WARD	Kawasaki NINJA 300 - Zipped up racing	6	1:59.019	65.93 mph	106.11 kph

Bike 10 - Transponder stopped working - Please check
Class J - 92.5% of Race Speed = 68.35 mph
Class S - 92.5% of Race Speed = 66.96 mph
Class 12s - 92.5% of Race Speed = 58.54 mph

Cadwell Park: 2.1800 miles

Race Distance: 7 Laps / 15.26 miles

Start: 18:12 Flag 18:24 End: 18:28

Weather / Track : Cloudy / Dry

These results are provisional until the conclusion of any judicial and technical matters.

Clerk Of Course :	Stewards :	Timekeeper : Sarah Evans
-------------------	------------	--------------------------

Results can be found at www.tsl-timing.com

Printed - 18:28 Saturday, 26 June 2021



BMCRC - MRO Championships 2021 - Rnd 3 @ Cadwell Park

ACU Team Green Junior Cup & Senior 300

RACE 17 - LAP CHART

LAP 1 @ 18:14:03.938

NO	BEHIND	LAP TIME
14		1:51.751
31	0.295	1:52.046
50	1.056	1:52.807
777	1.553	1:53.304
8	1.843	1:53.594
30	2.637	1:54.388
196	3.069	1:54.820
69	4.321	1:56.072
61	4.385	1:56.136
0	4.786	1:56.537
34	5.731	1:57.482
60	6.134	1:57.885
19	6.573	1:58.324
77	7.551	1:59.302
81	7.946	1:59.697
65	9.129	2:00.880
32	10.024	2:01.775
70	10.149	2:01.900
24	10.601	2:02.352
26	11.803	2:03.554
97	14.808	2:06.559
39	15.140	2:06.891
66	15.280	2:07.031
48	15.738	2:07.489
400	15.955	2:07.706
88	16.916	2:08.667
87	17.497	2:09.248
10	17.771	2:09.522
45	18.189	2:09.940
58	19.791	2:11.542
118	22.034	2:13.785
311	22.507	2:14.258
96	22.864	2:14.615
18	23.311	2:15.062
64	24.309	2:16.060
181	27.843	2:19.594

LAP 2 @ 18:15:49.254

NO	BEHIND	LAP TIME
14		1:45.316
50	1.366	1:45.626
31	1.662	1:46.683
8	3.578	1:47.051
777	3.851	1:47.614
196	5.581	1:47.828
30	5.776	1:48.455
61	7.544	1:48.475
69	9.851	1:50.846
0	9.903	1:50.433
34	10.176	1:49.761
60	10.635	1:49.817
19	10.784	1:49.527
77	12.393	1:50.158
81	13.445	1:50.815
65	14.559	1:50.746
24	18.322	1:53.037
70	18.750	1:53.917
32	19.048	1:54.340
26	22.260	1:55.773
97	29.031	1:59.539
39	29.412	1:59.588
66	29.930	1:59.966

400	30.412	1:59.773
10	30.921	1:58.466
48	32.090	2:01.668
88	32.384	2:00.784
45	33.072	2:00.199
87	33.257	2:01.076
58	33.745	1:59.270
18	41.099	2:03.104
96	41.836	2:04.288
118	41.961	2:05.243
311	42.482	2:05.291
64	43.791	2:04.798
181	53.910	2:11.383

LAP 3 @ 18:17:34.627

NO	BEHIND	LAP TIME
14		1:45.373
50	1.207	1:45.214
31	1.528	1:45.239
8	5.685	1:47.480
777	6.120	1:47.642
196	7.432	1:47.224
30	7.617	1:47.214
61	10.583	1:48.412
34	14.856	1:50.053
60	15.198	1:49.936
0	15.812	1:51.282
69	16.301	1:51.823
19	16.351	1:50.940
77	17.328	1:50.308
81	19.636	1:51.564
65	20.197	1:51.011
24	25.524	1:52.575
32	26.896	1:53.221
70	27.459	1:54.082
26	31.660	1:54.773
97	43.530	1:59.872
39	43.730	1:59.691
66	44.099	1:59.542
48	44.333	1:57.616
400	44.684	1:59.645
10	45.457	1:59.909
45	46.163	1:58.464
88	46.375	1:59.364
87	46.953	1:59.069
58	47.193	1:58.821
96	58.904	2:02.441
18	58.943	2:03.217
311	59.943	2:02.834
118	1:01.001	2:04.413
64	1:01.563	2:03.145
181	1:18.614	2:10.077

LAP 4 @ 18:19:19.861

NO	BEHIND	LAP TIME
14		1:45.234
31	1.119	1:44.825
50	1.422	1:45.449
8	8.154	1:47.703
777	8.301	1:47.415
196	9.053	1:46.855
30	9.656	1:47.273
61	14.469	1:49.120
60	18.899	1:48.935

34	18.968	1:49.346
0	19.828	1:49.250
19	20.014	1:48.897
77	22.614	1:50.520
69	23.018	1:51.951
65	25.925	1:50.962
81	26.336	1:51.934
24	32.776	1:52.486
32	34.140	1:52.478
70	34.828	1:52.603
26	41.893	1:55.467
97	57.128	1:58.832
39	57.335	1:58.839
48	57.603	1:58.504
66	58.052	1:59.187
400	58.185	1:58.735
45	59.007	1:58.078
10	59.169	1:58.946
88	1:00.153	1:59.012
58	1:00.632	1:58.673
87	1:01.120	1:59.401
96	1:14.467	2:00.797
18	1:16.288	2:02.579
311	1:16.681	2:01.972
118	1:19.964	2:04.197
64	1:23.495	2:07.166
181	1:43.835	2:10.455

LAP 5 @ 18:21:04.341

NO	BEHIND	LAP TIME
14		1:44.480
50	1.795	1:44.853
31	1.837	1:45.198
8	10.978	1:47.304
777	11.130	1:47.309
196	11.859	1:47.286
30	12.446	1:47.270
61	19.074	1:49.085
34	24.106	1:49.618
19	24.531	1:48.997
60	24.610	1:50.191
0	25.116	1:49.768
77	29.318	1:51.184
69	29.532	1:50.994
65	32.686	1:51.241
81	32.831	1:50.975
24	40.148	1:51.852
32	41.197	1:51.537
70	42.094	1:51.746
26	52.531	1:55.118
97	1:10.671	1:58.023
39	1:11.387	1:58.532
48	1:11.484	1:58.361
400	1:11.661	1:57.956
66	1:12.032	1:58.460
10	1:12.401	1:57.712
88	1:13.029	1:57.356
45	1:13.500	1:58.973
58	1:13.713	1:57.561
87	1:14.316	1:57.676
96	1:30.158	2:00.171
311	1:32.812	2:00.611
18	1:34.929	2:03.121
118	1:40.944	2:05.460

LAP 6 @ 18:22:50.249

NO	BEHIND	LAP TIME
14		1:45.908
31	2.950	1:47.021
50	4.640	1:48.753
196	13.102	1:47.151
8	13.408	1:48.338
777	13.543	1:48.321
30	14.376	1:47.838
61	23.223	1:50.057
181	1 Lap	2:10.376
34	28.701	1:50.503
60	29.273	1:50.571
19	29.440	1:50.817
0	29.880	1:50.672
77	36.140	1:52.730
69	36.404	1:52.780
65	38.735	1:51.957
81	39.019	1:52.096
24	45.695	1:51.455
32	46.312	1:51.023
70	48.303	1:52.117
26	1:01.019	1:54.396
48	1:21.746	1:56.170
97	1:22.341	1:57.578
39	1:22.614	1:57.135
400	1:22.929	1:57.176
66	1:23.275	1:57.151
10	1:24.213	1:57.720
88	1:24.945	1:57.824
58	1:25.138	1:57.333
87	1:25.511	1:57.103
45	1:29.828	2:02.236
96	1:44.860	2:00.610

LAP 7 @ 18:24:35.516

NO	BEHIND	LAP TIME
14		1:45.267
311	1 Lap	1:59.019
31	4.029	1:46.346
50	4.345	1:44.972
18	1 Lap	2:05.095
8	15.463	1:47.322
777	16.216	1:47.940
118	1 Lap	2:06.506
196	16.473	1:48.638
30	16.754	1:47.645
61	27.436	1:49.480
19	33.219	1:49.046
34	33.317	1:49.883
60	33.618	1:49.612
0	34.171	1:49.558
77	42.083	1:51.210
69	42.214	1:51.077
65	44.381	1:50.913
81	45.005	1:51.253
181	1 Lap	2:09.660
24	51.435	1:51.007
32	51.871	1:50.826
70	56.771	1:53.735
26	1:10.445	1:54.693
48	1:31.871	1:55.392
97	1:33.408	1:56.334
39	1:33.490	1:56.143

66	1:34.043	1:56.035
400	1:34.169	1:56.507
10	1:34.819	1:55.873
58	1:35.759	1:55.888
88	1:36.449	1:56.771
87	1:37.007	1:56.763
45	1:49.262	2:04.701

Weather / Track : Cloudy / Dry

Cadwell Park
Circuit Length = 2.1800 miles
Start: 18:12 Flag 18:24 End: 18:28

BMCRC - MRO Championships 2021 - Rnd 3 @ Cadwell Park

ACU Team Green Junior Cup & Senior 300

RACE 17 - SECTOR ANALYSIS



SECTOR 1 = FL to I1, SECTOR 2 = I1 to FL, DIFF = Difference To Personal Best Lap, P = Crossed Finish Line in Pit Lane, D = Time Disallowed

P1 14 J Finn SMART-WEEDEN		Kawasaki NINJA 400 - Mum and Dad				
IDEAL LAP TIME : 1:44.369		BEST LAP TIME : 1:44.480		DIFFERENCE : 0.111		
LAP	SECTOR 1	SECTOR 2	LAP TIME	MPH	DIFF	TIME OF DAY
1 -		44.179	1:51.751	70.22	7.271	18:14:03.938
2 -	1:01.988	43.328	1:45.316	74.51	0.836	18:15:49.254
3 -	1:01.861	43.512	1:45.373	74.47	0.893	18:17:34.627
4 -	1:02.035	43.199	1:45.234 (2)	74.57	0.754	18:19:19.861
5 -	1:01.428	43.052	1:44.480 (1)	75.11		18:21:04.341
6 -	1:01.897	44.011	1:45.908	74.10	1.428	18:22:50.249
7 -	1:01.317	43.950	1:45.267 (3)	74.55	0.787	18:24:35.516

P2 31 J Dylan MELLOR		Kawasaki NINJA 300 - Team Mellor Racing				
IDEAL LAP TIME : 1:44.825		BEST LAP TIME : 1:44.825		DIFFERENCE : 0.000		
LAP	SECTOR 1	SECTOR 2	LAP TIME	MPH	DIFF	TIME OF DAY
1 -		44.245	1:52.046	70.04	7.221	18:14:04.233
2 -	1:02.504	44.179	1:46.683	73.56	1.858	18:15:50.916
3 -	1:01.556	43.683	1:45.239 (3)	74.57	0.414	18:17:36.155
4 -	1:01.527	43.298	1:44.825 (1)	74.86		18:19:20.980
5 -	1:01.867	43.331	1:45.198 (2)	74.60	0.373	18:21:06.178
6 -	1:03.060	43.961	1:47.021	73.33	2.196	18:22:53.199
7 -	1:02.329	44.017	1:46.346	73.79	1.521	18:24:39.545

P3 50 J Fred McMULLAN		Kawasaki NINJA 300 - Orwell motorcycles Ipswich				
IDEAL LAP TIME : 1:44.819		BEST LAP TIME : 1:44.853		DIFFERENCE : 0.034		
LAP	SECTOR 1	SECTOR 2	LAP TIME	MPH	DIFF	TIME OF DAY
1 -		44.537	1:52.807	69.57	7.954	18:14:04.994
2 -	1:01.511	44.115	1:45.626	74.30	0.773	18:15:50.620
3 -	1:01.172	44.042	1:45.214 (3)	74.59	0.361	18:17:35.834
4 -	1:01.203	44.246	1:45.449	74.42	0.596	18:19:21.283
5 -	1:01.098	43.755	1:44.853 (1)	74.84		18:21:06.136
6 -	1:01.334	47.419	1:48.753	72.16	3.900	18:22:54.889
7 -	1:01.251	43.721	1:44.972 (2)	74.76	0.119	18:24:39.861

P4 8 S Phil ATKINSON		Kawasaki NINJA 300 - Rose mot centre				
IDEAL LAP TIME : 1:46.935		BEST LAP TIME : 1:47.051		DIFFERENCE : 0.116		
LAP	SECTOR 1	SECTOR 2	LAP TIME	MPH	DIFF	TIME OF DAY
1 -		44.321	1:53.594	69.08	6.543	18:14:05.781
2 -	1:02.863	44.188	1:47.051 (1)	73.31		18:15:52.832
3 -	1:03.345	44.135	1:47.480	73.01	0.429	18:17:40.312
4 -	1:03.549	44.154	1:47.703	72.86	0.652	18:19:28.015
5 -	1:03.076	44.228	1:47.304 (2)	73.13	0.253	18:21:15.319
6 -	1:03.678	44.660	1:48.338	72.44	1.287	18:23:03.657
7 -	1:03.250	44.072	1:47.322 (3)	73.12	0.271	18:24:50.979

P5 777 J Maximus HARDY		Kawasaki NINJA 400 - DAD				
IDEAL LAP TIME : 1:47.251		BEST LAP TIME : 1:47.309		DIFFERENCE : 0.058		
LAP	SECTOR 1	SECTOR 2	LAP TIME	MPH	DIFF	TIME OF DAY
1 -		44.781	1:53.304	69.26	5.995	18:14:05.491
2 -	1:03.456	44.158	1:47.614 (3)	72.92	0.305	18:15:53.105
3 -	1:03.431	44.211	1:47.642	72.90	0.333	18:17:40.747
4 -	1:03.382	44.033	1:47.415 (2)	73.06	0.106	18:19:28.162
5 -	1:03.218	44.091	1:47.309 (1)	73.13		18:21:15.471
6 -	1:03.708	44.613	1:48.321	72.45	1.012	18:23:03.792
7 -	1:03.607	44.333	1:47.940	72.70	0.631	18:24:51.732

Weather / Track : Cloudy / Dry

Cadwell Park
Circuit Length = 2.1800 miles
Start: 18:12 Flag 18:24 End: 18:28

BMCRC - MRO Championships 2021 - Rnd 3 @ Cadwell Park

ACU Team Green Junior Cup & Senior 300

RACE 17 - SECTOR ANALYSIS



SECTOR 1 = FL to I1, SECTOR 2 = I1 to FL, DIFF = Difference To Personal Best Lap, P = Crossed Finish Line in Pit Lane, D = Time Disallowed

P6 196 J Jack KIRSCH		Kawasaki NINJA 400 - Core Formwork				
IDEAL LAP TIME : 1:46.775		BEST LAP TIME : 1:46.855		DIFFERENCE : 0.080		
LAP	SECTOR 1	SECTOR 2	LAP TIME	MPH	DIFF	TIME OF DAY
1 -		45.353	1:54.820	68.35	7.965	18:14:07.007
2 -	1:02.933	44.895	1:47.828	72.78	0.973	18:15:54.835
3 -	1:02.643	44.581	1:47.224 (3)	73.19	0.369	18:17:42.059
4 -	1:02.233	44.622	1:46.855 (1)	73.44		18:19:28.914
5 -	1:02.552	44.734	1:47.286	73.15	0.431	18:21:16.200
6 -	1:02.194	44.957	1:47.151 (2)	73.24	0.296	18:23:03.351
7 -	1:03.694	44.944	1:48.638	72.24	1.783	18:24:51.989

P7 30 J Owen MELLOR		Kawasaki NINJA 300 - Team Mellor Racing				
IDEAL LAP TIME : 1:46.902		BEST LAP TIME : 1:47.214		DIFFERENCE : 0.312		
LAP	SECTOR 1	SECTOR 2	LAP TIME	MPH	DIFF	TIME OF DAY
1 -		45.126	1:54.388	68.60	7.174	18:14:06.575
2 -	1:03.312	45.143	1:48.455	72.36	1.241	18:15:55.030
3 -	1:03.188	44.026	1:47.214 (1)	73.20		18:17:42.244
4 -	1:02.969	44.304	1:47.273 (3)	73.15	0.059	18:19:29.517
5 -	1:02.876	44.394	1:47.270 (2)	73.16	0.056	18:21:16.787
6 -	1:03.208	44.630	1:47.838	72.77	0.624	18:23:04.625
7 -	1:03.491	44.154	1:47.645	72.90	0.431	18:24:52.270

P8 61 S Kathryn WALKER		Kawasaki NINJA 400 - Think Bike Gear & AutoSmart Preston				
IDEAL LAP TIME : 1:48.278		BEST LAP TIME : 1:48.412		DIFFERENCE : 0.134		
LAP	SECTOR 1	SECTOR 2	LAP TIME	MPH	DIFF	TIME OF DAY
1 -		45.661	1:56.136	67.57	7.724	18:14:08.323
2 -	1:03.491	44.984	1:48.475 (2)	72.34	0.063	18:15:56.798
3 -	1:03.625	44.787	1:48.412 (1)	72.39		18:17:45.210
4 -	1:04.114	45.006	1:49.120	71.92	0.708	18:19:34.330
5 -	1:04.128	44.957	1:49.085 (3)	71.94	0.673	18:21:23.415
6 -	1:04.159	45.898	1:50.057	71.30	1.645	18:23:13.472
7 -	1:04.088	45.392	1:49.480	71.68	1.068	18:25:02.952

P9 19 J James O'MARA		Kawasaki NINJA 300 - BRP Machining Ltd				
IDEAL LAP TIME : 1:48.629		BEST LAP TIME : 1:48.897		DIFFERENCE : 0.268		
LAP	SECTOR 1	SECTOR 2	LAP TIME	MPH	DIFF	TIME OF DAY
1 -		45.888	1:58.324	66.32	9.427	18:14:10.511
2 -	1:04.139	45.388	1:49.527	71.65	0.630	18:16:00.038
3 -	1:04.974	45.966	1:50.940	70.74	2.043	18:17:50.978
4 -	1:03.775	45.122	1:48.897 (1)	72.06		18:19:39.875
5 -	1:04.143	44.854	1:48.997 (2)	72.00	0.100	18:21:28.872
6 -	1:04.903	45.914	1:50.817	70.82	1.920	18:23:19.689
7 -	1:03.952	45.094	1:49.046 (3)	71.97	0.149	18:25:08.735

P10 34 J Oliver ARBON		Kawasaki NINJA 400 - tt plumbing and heating				
IDEAL LAP TIME : 1:48.860		BEST LAP TIME : 1:49.346		DIFFERENCE : 0.486		
LAP	SECTOR 1	SECTOR 2	LAP TIME	MPH	DIFF	TIME OF DAY
1 -		45.861	1:57.482	66.80	8.136	18:14:09.669
2 -	1:04.181	45.580	1:49.761 (3)	71.50	0.415	18:15:59.430
3 -	1:04.304	45.749	1:50.053	71.31	0.707	18:17:49.483
4 -	1:04.667	44.679	1:49.346 (1)	71.77		18:19:38.829
5 -	1:04.196	45.422	1:49.618 (2)	71.59	0.272	18:21:28.447
6 -	1:04.591	45.912	1:50.503	71.02	1.157	18:23:18.950
7 -	1:04.470	45.413	1:49.883	71.42	0.537	18:25:08.833

Weather / Track : Cloudy / Dry

Cadwell Park
Circuit Length = 2.1800 miles
Start: 18:12 Flag 18:24 End: 18:28

BMCRC - MRO Championships 2021 - Rnd 3 @ Cadwell Park

ACU Team Green Junior Cup & Senior 300

RACE 17 - SECTOR ANALYSIS



SECTOR 1 = FL to I1, SECTOR 2 = I1 to FL, DIFF = Difference To Personal Best Lap, P = Crossed Finish Line in Pit Lane, D = Time Disallowed

P11 60 J		Lennon DOCHERTY		Kawasaki NINJA 300 - Doc Fit Training			
IDEAL LAP TIME : 1:48.935		BEST LAP TIME : 1:48.935		DIFFERENCE : 0.000			
LAP	SECTOR 1	SECTOR 2	LAP TIME	MPH	DIFF	TIME OF DAY	
1 -		46.044	1:57.885	66.57	8.950	18:14:10.072	
2 -	1:04.073	45.744	1:49.817 (3)	71.46	0.882	18:15:59.889	
3 -	1:04.009	45.927	1:49.936	71.38	1.001	18:17:49.825	
4 -	1:03.923	45.012	1:48.935 (1)	72.04		18:19:38.760	
5 -	1:04.417	45.774	1:50.191	71.22	1.256	18:21:28.951	
6 -	1:04.803	45.768	1:50.571	70.97	1.636	18:23:19.522	
7 -	1:04.324	45.288	1:49.612 (2)	71.59	0.677	18:25:09.134	

P12 0 S		Mark HARDY		Kawasaki NINJA 400 - me			
IDEAL LAP TIME : 1:49.250		BEST LAP TIME : 1:49.250		DIFFERENCE : 0.000			
LAP	SECTOR 1	SECTOR 2	LAP TIME	MPH	DIFF	TIME OF DAY	
1 -		45.763	1:56.537	67.34	7.287	18:14:08.724	
2 -	1:04.346	46.087	1:50.433	71.06	1.183	18:15:59.157	
3 -	1:05.683	45.599	1:51.282	70.52	2.032	18:17:50.439	
4 -	1:04.180	45.070	1:49.250 (1)	71.83		18:19:39.689	
5 -	1:04.491	45.277	1:49.768 (3)	71.49	0.518	18:21:29.457	
6 -	1:04.590	46.082	1:50.672	70.91	1.422	18:23:20.129	
7 -	1:04.204	45.354	1:49.558 (2)	71.63	0.308	18:25:09.687	

P13 77 J		Joe WHITE		Kawasaki NINJA 300 - Just In Graphics /MZ CONTRACTS/ Silver			
IDEAL LAP TIME : 1:50.158		BEST LAP TIME : 1:50.158		DIFFERENCE : 0.000			
LAP	SECTOR 1	SECTOR 2	LAP TIME	MPH	DIFF	TIME OF DAY	
1 -		46.989	1:59.302	65.78	9.144	18:14:11.489	
2 -	1:03.666	46.492	1:50.158 (1)	71.24		18:16:01.647	
3 -	1:03.717	46.591	1:50.308 (2)	71.14	0.150	18:17:51.955	
4 -	1:03.769	46.751	1:50.520 (3)	71.01	0.362	18:19:42.475	
5 -	1:03.827	47.357	1:51.184	70.58	1.026	18:21:33.659	
6 -	1:04.754	47.976	1:52.730	69.61	2.572	18:23:26.389	
7 -	1:04.276	46.934	1:51.210	70.56	1.052	18:25:17.599	

P14 69 S		Danny HUSKINSON		Kawasaki NINJA 300 - art of racing			
IDEAL LAP TIME : 1:50.530		BEST LAP TIME : 1:50.846		DIFFERENCE : 0.316			
LAP	SECTOR 1	SECTOR 2	LAP TIME	MPH	DIFF	TIME OF DAY	
1 -		45.983	1:56.072	67.61	5.226	18:14:08.259	
2 -	1:04.547	46.299	1:50.846 (1)	70.80		18:15:59.105	
3 -	1:05.383	46.440	1:51.823	70.18	0.977	18:17:50.928	
4 -	1:05.037	46.914	1:51.951	70.10	1.105	18:19:42.879	
5 -	1:04.695	46.299	1:50.994 (2)	70.70	0.148	18:21:33.873	
6 -	1:04.901	47.879	1:52.780	69.58	1.934	18:23:26.653	
7 -	1:04.551	46.526	1:51.077 (3)	70.65	0.231	18:25:17.730	

P15 65 S		Konrad BREESE		Kawasaki NINJA 300 - STIHL Racing			
IDEAL LAP TIME : 1:50.648		BEST LAP TIME : 1:50.746		DIFFERENCE : 0.098			
LAP	SECTOR 1	SECTOR 2	LAP TIME	MPH	DIFF	TIME OF DAY	
1 -		47.184	2:00.880	64.92	10.134	18:14:13.067	
2 -	1:04.254	46.492	1:50.746 (1)	70.86		18:16:03.813	
3 -	1:04.472	46.539	1:51.011	70.69	0.265	18:17:54.824	
4 -	1:04.541	46.421	1:50.962 (3)	70.72	0.216	18:19:45.786	
5 -	1:04.548	46.693	1:51.241	70.55	0.495	18:21:37.027	
6 -	1:05.327	46.630	1:51.957	70.09	1.211	18:23:28.984	
7 -	1:04.227	46.686	1:50.913 (2)	70.75	0.167	18:25:19.897	

Weather / Track : Cloudy / Dry

Cadwell Park
 Circuit Length = 2.1800 miles
 Start: 18:12 Flag 18:24 End: 18:28

BMCRC - MRO Championships 2021 - Rnd 3 @ Cadwell Park

ACU Team Green Junior Cup & Senior 300

RACE 17 - SECTOR ANALYSIS



SECTOR 1 = FL to I1, SECTOR 2 = I1 to FL, DIFF = Difference To Personal Best Lap, P = Crossed Finish Line in Pit Lane, D = Time Disallowed

P16 81 J		Keo WALKER		Kawasaki NINJA 300 - Martin Wight Elecrical			
IDEAL LAP TIME : 1:50.734		BEST LAP TIME : 1:50.815		DIFFERENCE : 0.081			
LAP	SECTOR 1	SECTOR 2	LAP TIME	MPH	DIFF	TIME OF DAY	
1 -		46.720	1:59.697	65.56	8.882	18:14:11.884	
2 -	1:04.756	46.059	1:50.815 (1)	70.82		18:16:02.699	
3 -	1:05.333	46.231	1:51.564	70.34	0.749	18:17:54.263	
4 -	1:05.940	45.994	1:51.934	70.11	1.119	18:19:46.197	
5 -	1:04.997	45.978	1:50.975 (2)	70.71	0.160	18:21:37.172	
6 -	1:05.634	46.462	1:52.096	70.01	1.281	18:23:29.268	
7 -	1:04.796	46.457	1:51.253 (3)	70.54	0.438	18:25:20.521	

P17 24 S		Darren STOLTON		Kawasaki NINJA 300 -			
IDEAL LAP TIME : 1:50.708		BEST LAP TIME : 1:51.007		DIFFERENCE : 0.299			
LAP	SECTOR 1	SECTOR 2	LAP TIME	MPH	DIFF	TIME OF DAY	
1 -		47.119	2:02.352	64.14	11.345	18:14:14.539	
2 -	1:05.838	47.199	1:53.037	69.42	2.030	18:16:07.576	
3 -	1:05.791	46.784	1:52.575	69.71	1.568	18:18:00.151	
4 -	1:06.105	46.381	1:52.486	69.76	1.479	18:19:52.637	
5 -	1:05.644	46.208	1:51.852 (3)	70.16	0.845	18:21:44.489	
6 -	1:05.020	46.435	1:51.455 (2)	70.41	0.448	18:23:35.944	
7 -	1:04.500	46.507	1:51.007 (1)	70.69		18:25:26.951	

P18 32 S		Conor MURRAY		Kawasaki NINJA 300 -			
IDEAL LAP TIME : 1:50.570		BEST LAP TIME : 1:50.826		DIFFERENCE : 0.256			
LAP	SECTOR 1	SECTOR 2	LAP TIME	MPH	DIFF	TIME OF DAY	
1 -		47.354	2:01.775	64.44	10.949	18:14:13.962	
2 -	1:06.495	47.845	1:54.340	68.63	3.514	18:16:08.302	
3 -	1:06.151	47.070	1:53.221	69.31	2.395	18:18:01.523	
4 -	1:05.814	46.664	1:52.478	69.77	1.652	18:19:54.001	
5 -	1:05.369	46.168	1:51.537 (3)	70.36	0.711	18:21:45.538	
6 -	1:04.804	46.219	1:51.023 (2)	70.68	0.197	18:23:36.561	
7 -	1:04.402	46.424	1:50.826 (1)	70.81		18:25:27.387	

P19 70 S		Justin WHITE		Kawasaki NINJA 300 - Just In Graphics			
IDEAL LAP TIME : 1:51.694		BEST LAP TIME : 1:51.746		DIFFERENCE : 0.052			
LAP	SECTOR 1	SECTOR 2	LAP TIME	MPH	DIFF	TIME OF DAY	
1 -		46.977	2:01.900	64.38	10.154	18:14:14.087	
2 -	1:05.414	48.503	1:53.917	68.89	2.171	18:16:08.004	
3 -	1:06.770	47.312	1:54.082	68.79	2.336	18:18:02.086	
4 -	1:05.567	47.036	1:52.603 (3)	69.69	0.857	18:19:54.689	
5 -	1:05.334	46.412	1:51.746 (1)	70.23		18:21:46.435	
6 -	1:05.282	46.835	1:52.117 (2)	69.99	0.371	18:23:38.552	
7 -	1:06.485	47.250	1:53.735	69.00	1.989	18:25:32.287	

P20 26 S		Nicholas BETTRIDGE		Kawasaki NINJA 300 - Weald builders			
IDEAL LAP TIME : 1:54.396		BEST LAP TIME : 1:54.396		DIFFERENCE : 0.000			
LAP	SECTOR 1	SECTOR 2	LAP TIME	MPH	DIFF	TIME OF DAY	
1 -		47.881	2:03.554	63.51	9.158	18:14:15.741	
2 -	1:07.713	48.060	1:55.773	67.78	1.377	18:16:11.514	
3 -	1:07.035	47.738	1:54.773 (3)	68.37	0.377	18:18:06.287	
4 -	1:07.399	48.068	1:55.467	67.96	1.071	18:20:01.754	
5 -	1:07.432	47.686	1:55.118	68.17	0.722	18:21:56.872	
6 -	1:07.034	47.362	1:54.396 (1)	68.60		18:23:51.268	
7 -	1:07.124	47.569	1:54.693 (2)	68.42	0.297	18:25:45.961	

Weather / Track : Cloudy / Dry

Cadwell Park
Circuit Length = 2.1800 miles
Start: 18:12 Flag 18:24 End: 18:28

BMCRC - MRO Championships 2021 - Rnd 3 @ Cadwell Park

ACU Team Green Junior Cup & Senior 300

RACE 17 - SECTOR ANALYSIS



SECTOR 1 = FL to I1, SECTOR 2 = I1 to FL, DIFF = Difference To Personal Best Lap, P = Crossed Finish Line in Pit Lane, D = Time Disallowed

P21 48 S		Kevin SABBARTON		Kawasaki NINJA 300 -			
IDEAL LAP TIME : 1:55.392		BEST LAP TIME : 1:55.392		DIFFERENCE : 0.000			
LAP	SECTOR 1	SECTOR 2	LAP TIME	MPH	DIFF	TIME OF DAY	
1 -		49.515	2:07.489	61.55	12.097	18:14:19.676	
2 -	1:09.853	51.815	2:01.668	64.50	6.276	18:16:21.344	
3 -	1:08.048	49.568	1:57.616 (3)	66.72	2.224	18:18:18.960	
4 -	1:09.555	48.949	1:58.504	66.22	3.112	18:20:17.464	
5 -	1:08.825	49.536	1:58.361	66.30	2.969	18:22:15.825	
6 -	1:07.486	48.684	1:56.170 (2)	67.55	0.778	18:24:11.995	
7 -	1:07.322	48.070	1:55.392 (1)	68.01		18:26:07.387	

P22 97 J		Ben PLATT		Kawasaki NINJA 400 - adss ltd			
IDEAL LAP TIME : 1:56.334		BEST LAP TIME : 1:56.334		DIFFERENCE : 0.000			
LAP	SECTOR 1	SECTOR 2	LAP TIME	MPH	DIFF	TIME OF DAY	
1 -		49.433	2:06.559	62.01	10.225	18:14:18.746	
2 -	1:09.808	49.731	1:59.539	65.65	3.205	18:16:18.285	
3 -	1:10.175	49.697	1:59.872	65.47	3.538	18:18:18.157	
4 -	1:09.846	48.986	1:58.832	66.04	2.498	18:20:16.989	
5 -	1:09.110	48.913	1:58.023 (3)	66.49	1.689	18:22:15.012	
6 -	1:08.776	48.802	1:57.578 (2)	66.74	1.244	18:24:12.590	
7 -	1:07.841	48.493	1:56.334 (1)	67.46		18:26:08.924	

P23 39 S		Peter PARAPANOS		Kawasaki NINJA 300 - AMR Glasgow Kawasaki			
IDEAL LAP TIME : 1:56.143		BEST LAP TIME : 1:56.143		DIFFERENCE : 0.000			
LAP	SECTOR 1	SECTOR 2	LAP TIME	MPH	DIFF	TIME OF DAY	
1 -		49.262	2:06.891	61.84	10.748	18:14:19.078	
2 -	1:09.685	49.903	1:59.588	65.62	3.445	18:16:18.666	
3 -	1:10.112	49.579	1:59.691	65.56	3.548	18:18:18.357	
4 -	1:09.810	49.029	1:58.839	66.03	2.696	18:20:17.196	
5 -	1:09.349	49.183	1:58.532 (3)	66.21	2.389	18:22:15.728	
6 -	1:08.299	48.836	1:57.135 (2)	67.00	0.992	18:24:12.863	
7 -	1:07.728	48.415	1:56.143 (1)	67.57		18:26:09.006	

P24 66 S		Mark SMITH		Kawasaki NINJA 300 - MHP EXHAUST'S			
IDEAL LAP TIME : 1:56.035		BEST LAP TIME : 1:56.035		DIFFERENCE : 0.000			
LAP	SECTOR 1	SECTOR 2	LAP TIME	MPH	DIFF	TIME OF DAY	
1 -		49.762	2:07.031	61.78	10.996	18:14:19.218	
2 -	1:09.943	50.023	1:59.966	65.41	3.931	18:16:19.184	
3 -	1:09.897	49.645	1:59.542	65.65	3.507	18:18:18.726	
4 -	1:10.020	49.167	1:59.187	65.84	3.152	18:20:17.913	
5 -	1:09.241	49.219	1:58.460 (3)	66.25	2.425	18:22:16.373	
6 -	1:08.209	48.942	1:57.151 (2)	66.99	1.116	18:24:13.524	
7 -	1:07.552	48.483	1:56.035 (1)	67.63		18:26:09.559	

P25 400 S		Stuart THURTLÉ		Kawasaki NINJA 400 - TeamTortoise Racing			
IDEAL LAP TIME : 1:56.507		BEST LAP TIME : 1:56.507		DIFFERENCE : 0.000			
LAP	SECTOR 1	SECTOR 2	LAP TIME	MPH	DIFF	TIME OF DAY	
1 -		49.536	2:07.706	61.45	11.199	18:14:19.893	
2 -	1:09.569	50.204	1:59.773	65.52	3.266	18:16:19.666	
3 -	1:09.599	50.046	1:59.645	65.59	3.138	18:18:19.311	
4 -	1:09.608	49.127	1:58.735	66.09	2.228	18:20:18.046	
5 -	1:08.773	49.183	1:57.956 (3)	66.53	1.449	18:22:16.002	
6 -	1:08.182	48.994	1:57.176 (2)	66.97	0.669	18:24:13.178	
7 -	1:07.608	48.899	1:56.507 (1)	67.36		18:26:09.685	

Weather / Track : Cloudy / Dry

Cadwell Park
Circuit Length = 2.1800 miles
Start: 18:12 Flag 18:24 End: 18:28

BMCRC - MRO Championships 2021 - Rnd 3 @ Cadwell Park

ACU Team Green Junior Cup & Senior 300

RACE 17 - SECTOR ANALYSIS



SECTOR 1 = FL to I1, SECTOR 2 = I1 to FL, DIFF = Difference To Personal Best Lap, P = Crossed Finish Line in Pit Lane, D = Time Disallowed

P26 10 S		Mike BRUNSDON		Kawasaki NINJA 300 - CF Fairford		
IDEAL LAP TIME :		BEST LAP TIME : 1:55.873		DIFFERENCE :		
LAP	SECTOR 1	SECTOR 2	LAP TIME	MPH	DIFF	TIME OF DAY
1 -		50.061	2:09.522	60.59	13.649	18:14:21.709
2 -			1:58.466	66.24	2.593	18:16:20.175
3 -			1:59.909	65.45	4.036	18:18:20.084
4 -			1:58.946	65.98	3.073	18:20:19.030
5 -			1:57.712 (2)	66.67	1.839	18:22:16.742
6 -			1:57.720 (3)	66.66	1.847	18:24:14.462
7 -			1:55.873 (1)	67.72		18:26:10.335

P27 58 J		Matthew WOOD		Kawasaki NINJA 300 -		
IDEAL LAP TIME : 1:55.888		BEST LAP TIME : 1:55.888		DIFFERENCE : 0.000		
LAP	SECTOR 1	SECTOR 2	LAP TIME	MPH	DIFF	TIME OF DAY
1 -		50.948	2:11.542	59.66	15.654	18:14:23.729
2 -	1:08.613	50.657	1:59.270	65.80	3.382	18:16:22.999
3 -	1:09.360	49.461	1:58.821	66.04	2.933	18:18:21.820
4 -	1:08.548	50.125	1:58.673	66.13	2.785	18:20:20.493
5 -	1:07.913	49.648	1:57.561 (3)	66.75	1.673	18:22:18.054
6 -	1:08.049	49.284	1:57.333 (2)	66.88	1.445	18:24:15.387
7 -	1:07.358	48.530	1:55.888 (1)	67.72		18:26:11.275

P28 88 S		David COURT		Kawasaki NINJA 300 -		
IDEAL LAP TIME : 1:56.556		BEST LAP TIME : 1:56.771		DIFFERENCE : 0.215		
LAP	SECTOR 1	SECTOR 2	LAP TIME	MPH	DIFF	TIME OF DAY
1 -		50.133	2:08.667	60.99	11.896	18:14:20.854
2 -	1:09.108	51.676	2:00.784	64.97	4.013	18:16:21.638
3 -	1:08.323	51.041	1:59.364	65.74	2.593	18:18:21.002
4 -	1:08.562	50.450	1:59.012	65.94	2.241	18:20:20.014
5 -	1:07.617	49.739	1:57.356 (2)	66.87	0.585	18:22:17.370
6 -	1:07.874	49.950	1:57.824 (3)	66.60	1.053	18:24:15.194
7 -	1:07.832	48.939	1:56.771 (1)	67.20		18:26:11.965

P29 87 J		James CLEARY		Kawasaki NINJA 300 - Mum and Dad		
IDEAL LAP TIME : 1:56.490		BEST LAP TIME : 1:56.763		DIFFERENCE : 0.273		
LAP	SECTOR 1	SECTOR 2	LAP TIME	MPH	DIFF	TIME OF DAY
1 -		50.076	2:09.248	60.72	12.485	18:14:21.435
2 -	1:09.431	51.645	2:01.076	64.81	4.313	18:16:22.511
3 -	1:09.149	49.920	1:59.069	65.91	2.306	18:18:21.580
4 -	1:09.078	50.323	1:59.401	65.72	2.638	18:20:20.981
5 -	1:07.615	50.061	1:57.676 (3)	66.69	0.913	18:22:18.657
6 -	1:07.801	49.302	1:57.103 (2)	67.01	0.340	18:24:15.760
7 -	1:07.888	48.875	1:56.763 (1)	67.21		18:26:12.523

P30 45 J		Jake MARSH		Kawasaki NINJA 300 - Zipped Up Racing		
IDEAL LAP TIME : 1:57.892		BEST LAP TIME : 1:58.078		DIFFERENCE : 0.186		
LAP	SECTOR 1	SECTOR 2	LAP TIME	MPH	DIFF	TIME OF DAY
1 -		49.935	2:09.940	60.39	11.862	18:14:22.127
2 -	1:09.327	50.872	2:00.199	65.29	2.121	18:16:22.326
3 -	1:08.831	49.633	1:58.464 (2)	66.24	0.386	18:18:20.790
4 -	1:09.017	49.061	1:58.078 (1)	66.46		18:20:18.868
5 -	1:08.973	50.000	1:58.973 (3)	65.96	0.895	18:22:17.841
6 -	1:11.538	50.698	2:02.236	64.20	4.158	18:24:20.077
7 -	1:14.086	50.615	2:04.701	62.93	6.623	18:26:24.778

Weather / Track : Cloudy / Dry

Cadwell Park
Circuit Length = 2.1800 miles
Start: 18:12 Flag 18:24 End: 18:28

BMCRC - MRO Championships 2021 - Rnd 3 @ Cadwell Park

ACU Team Green Junior Cup & Senior 300

RACE 17 - SECTOR ANALYSIS



SECTOR 1 = FL to I1, SECTOR 2 = I1 to FL, DIFF = Difference To Personal Best Lap, P = Crossed Finish Line in Pit Lane, D = Time Disallowed

P31 96 S		Giovanni BELIOSSI		Kawasaki NINJA 300 - ASR Accident Storage Recovery			
IDEAL LAP TIME : 1:59.840		BEST LAP TIME : 2:00.171		DIFFERENCE : 0.331			
LAP	SECTOR 1	SECTOR 2	LAP TIME	MPH	DIFF	TIME OF DAY	
1 -		51.835	2:14.615	58.29	14.444	18:14:26.802	
2 -	1:13.570	50.718	2:04.288	63.14	4.117	18:16:31.090	
3 -	1:11.664	50.777	2:02.441	64.09	2.270	18:18:33.531	
4 -	1:11.015	49.782	2:00.797 (3)	64.96	0.626	18:20:34.328	
5 -	1:10.058	50.113	2:00.171 (1)	65.30		18:22:34.499	
6 -	1:10.194	50.416	2:00.610 (2)	65.06	0.439	18:24:35.109	

P32 311 12s		Nathan-Ellis WARD		Kawasaki NINJA 300 - Zipped up racing			
IDEAL LAP TIME : 1:59.019		BEST LAP TIME : 1:59.019		DIFFERENCE : 0.000			
LAP	SECTOR 1	SECTOR 2	LAP TIME	MPH	DIFF	TIME OF DAY	
1 -		52.009	2:14.258	58.45	15.239	18:14:26.445	
2 -	1:14.019	51.272	2:05.291	62.63	6.272	18:16:31.736	
3 -	1:11.382	51.452	2:02.834	63.89	3.815	18:18:34.570	
4 -	1:11.293	50.679	2:01.972 (3)	64.34	2.953	18:20:36.542	
5 -	1:10.828	49.783	2:00.611 (2)	65.06	1.592	18:22:37.153	
6 -	1:09.746	49.273	1:59.019 (1)	65.93		18:24:36.172	

P33 18 J		George HIGGINS		Kawasaki NINJA 300 - Aztec Racing			
IDEAL LAP TIME : 2:01.889		BEST LAP TIME : 2:02.579		DIFFERENCE : 0.690			
LAP	SECTOR 1	SECTOR 2	LAP TIME	MPH	DIFF	TIME OF DAY	
1 -		53.097	2:15.062	58.10	12.483	18:14:27.249	
2 -	1:12.095	51.009	2:03.104 (2)	63.75	0.525	18:16:30.353	
3 -	1:12.031	51.186	2:03.217	63.69	0.638	18:18:33.570	
4 -	1:12.001	50.578	2:02.579 (1)	64.02		18:20:36.149	
5 -	1:11.854	51.267	2:03.121 (3)	63.74	0.542	18:22:39.270	
6 -	1:11.311	53.784	2:05.095	62.73	2.516	18:24:44.365	

P34 118 J		Max HALL		Kawasaki NINJA 300 - Racecraft rider development			
IDEAL LAP TIME : 2:04.036		BEST LAP TIME : 2:04.197		DIFFERENCE : 0.161			
LAP	SECTOR 1	SECTOR 2	LAP TIME	MPH	DIFF	TIME OF DAY	
1 -		53.026	2:13.785	58.66	9.588	18:14:25.972	
2 -	1:13.420	51.823	2:05.243 (3)	62.66	1.046	18:16:31.215	
3 -	1:12.213	52.200	2:04.413 (2)	63.08	0.216	18:18:35.628	
4 -	1:12.354	51.843	2:04.197 (1)	63.19		18:20:39.825	
5 -	1:13.508	51.952	2:05.460	62.55	1.263	18:22:45.285	
6 -	1:14.334	52.172	2:06.506	62.03	2.309	18:24:51.791	

P35 181 12s		Pierce REEVES		Kawasaki NINJA -			
IDEAL LAP TIME : 2:09.610		BEST LAP TIME : 2:09.660		DIFFERENCE : 0.050			
LAP	SECTOR 1	SECTOR 2	LAP TIME	MPH	DIFF	TIME OF DAY	
1 -		53.635	2:19.594	56.22	9.934	18:14:31.781	
2 -	1:17.883	53.500	2:11.383	59.73	1.723	18:16:43.164	
3 -	1:16.478	53.599	2:10.077 (2)	60.33	0.417	18:18:53.241	
4 -	1:16.827	53.628	2:10.455	60.15	0.795	18:21:03.696	
5 -	1:16.408	53.968	2:10.376 (3)	60.19	0.716	18:23:14.072	
6 -	1:16.110	53.550	2:09.660 (1)	60.52		18:25:23.732	

P36 64 J		Jamie MALIN		Kawasaki NINJA 300 -			
IDEAL LAP TIME : 2:03.145		BEST LAP TIME : 2:03.145		DIFFERENCE : 0.000			
LAP	SECTOR 1	SECTOR 2	LAP TIME	MPH	DIFF	TIME OF DAY	
1 -		51.542	2:16.060	57.68	12.915	18:14:28.247	
2 -	1:13.073	51.725	2:04.798 (2)	62.88	1.653	18:16:33.045	
3 -	1:12.703	50.442	2:03.145 (1)	63.73		18:18:36.190	
4 -	1:15.809	51.357	2:07.166 (3)	61.71	4.021	18:20:43.356	

Weather / Track : Cloudy / Dry

Cadwell Park
Circuit Length = 2.1800 miles
Start: 18:12 Flag 18:24 End: 18:28

BMCRC - MRO Championships 2021 - Rnd 3 @ Cadwell Park

ACU Team Green Junior Cup & Senior 300

RACE 17 - BEST SECTORS

SECTOR 1				SECTOR 2				IDEAL / BEST COMPARISON				
POS	NO	NAME	TIME	NO	NAME	TIME	POS	NO	NAME	IDEAL	BEST	DIFF
									PERFECT LAP	1:44.150		
1	50	McMULLAN	1:01.098	14	SMART-WEEDEN	43.052	1	14	SMART-WEEDEN	1:44.369	1:44.480	0.111
2	14	SMART-WEEDEN	1:01.317	31	MELLOR	43.298	2	50	McMULLAN	1:44.819	1:44.853	0.034
3	31	MELLOR	1:01.527	50	McMULLAN	43.721	3	31	MELLOR	1:44.825	1:44.825	0.000
4	196	KIRSCH	1:02.194	30	MELLOR	44.026	4	196	KIRSCH	1:46.775	1:46.855	0.080
5	8	ATKINSON	1:02.863	777	HARDY	44.033	5	30	MELLOR	1:46.902	1:47.214	0.312
6	30	MELLOR	1:02.876	8	ATKINSON	44.072	6	8	ATKINSON	1:46.935	1:47.051	0.116
7	777	HARDY	1:03.218	196	KIRSCH	44.581	7	777	HARDY	1:47.251	1:47.309	0.058
8	61	WALKER	1:03.491	34	ARBON	44.679	8	61	WALKER	1:48.278	1:48.412	0.134
9	77	WHITE	1:03.666	61	WALKER	44.787	9	19	O'MARA	1:48.629	1:48.897	0.268
10	19	O'MARA	1:03.775	19	O'MARA	44.854	10	34	ARBON	1:48.860	1:49.346	0.486
11	60	DOCHERTY	1:03.923	60	DOCHERTY	45.012	11	60	DOCHERTY	1:48.935	1:48.935	0.000
12	0	HARDY	1:04.180	0	HARDY	45.070	12	0	HARDY	1:49.250	1:49.250	0.000
13	34	ARBON	1:04.181	81	WALKER	45.978	13	77	WHITE	1:50.158	1:50.158	0.000
14	65	BREESE	1:04.227	69	HUSKINSON	45.983	14	69	HUSKINSON	1:50.530	1:50.846	0.316
15	32	MURRAY	1:04.402	32	MURRAY	46.168	15	32	MURRAY	1:50.570	1:50.826	0.256
16	24	STOLTON	1:04.500	24	STOLTON	46.208	16	65	BREESE	1:50.648	1:50.746	0.098
17	69	HUSKINSON	1:04.547	70	WHITE	46.412	17	24	STOLTON	1:50.708	1:51.007	0.299
18	81	WALKER	1:04.756	65	BREESE	46.421	18	81	WALKER	1:50.734	1:50.815	0.081
19	70	WHITE	1:05.282	77	WHITE	46.492	19	70	WHITE	1:51.694	1:51.746	0.052
20	26	BETTRIDGE	1:07.034	26	BETTRIDGE	47.362	20	26	BETTRIDGE	1:54.396	1:54.396	0.000
21	48	SABBARTON	1:07.322	48	SABBARTON	48.070	21	48	SABBARTON	1:55.392	1:55.392	0.000
22	58	WOOD	1:07.358	39	PARAPANOS	48.415	22	58	WOOD	1:55.888	1:55.888	0.000
23	66	SMITH	1:07.552	66	SMITH	48.483	23	66	SMITH	1:56.035	1:56.035	0.000
24	400	THURTLER	1:07.608	97	PLATT	48.493	24	39	PARAPANOS	1:56.143	1:56.143	0.000
25	87	CLEARY	1:07.615	58	WOOD	48.530	25	97	PLATT	1:56.334	1:56.334	0.000
26	88	COURT	1:07.617	87	CLEARY	48.875	26	87	CLEARY	1:56.490	1:56.763	0.273
27	39	PARAPANOS	1:07.728	400	THURTLER	48.899	27	400	THURTLER	1:56.507	1:56.507	0.000
28	97	PLATT	1:07.841	88	COURT	48.939	28	88	COURT	1:56.556	1:56.771	0.215
29	45	MARSH	1:08.831	45	MARSH	49.061	29	45	MARSH	1:57.892	1:58.078	0.186
30	311	WARD	1:09.746	311	WARD	49.273	30	311	WARD	1:59.019	1:59.019	0.000
31	96	BELIOSSI	1:10.058	96	BELIOSSI	49.782	31	96	BELIOSSI	1:59.840	2:00.171	0.331
32	18	HIGGINS	1:11.311	10	BRUNSDON	50.061	32	18	HIGGINS	2:01.889	2:02.579	0.690
33	118	HALL	1:12.213	64	MALIN	50.442	33	64	MALIN	2:03.145	2:03.145	0.000
34	64	MALIN	1:12.703	18	HIGGINS	50.578	34	118	HALL	2:04.036	2:04.197	0.161
35	181	REEVES	1:16.110	118	HALL	51.823	35	181	REEVES	2:09.610	2:09.660	0.050
36				181	REEVES	53.500	36	10	BRUNSDON		1:55.873	

Weather / Track : Cloudy / Dry

Results can be found at www.tsl-timing.com

Cadwell Park
Circuit Length = 2.1800 miles
Start: 18:12 Flag 18:24 End: 18:28

Printed - 18:29 Saturday, 26 June 2021

BMCRC - MRO Championships 2021 - Rnd 3 @ Cadwell Park

ACU Team Green Junior Cup & Senior 300

RACE 17 - STATISTICS

Competitors Started 36
Planned Start 2021-06-26 @ 17:25:00.000
Actual Start 2021-06-26 @ 18:12:12.186
Finish Time 2021-06-26 @ 18:24:35.515
Track Length 2.1800mi.
Total Laps 244
Total Distance Covered 531.9245mi.

Session Fastest Lap History

NO	CL	NAME	LAP TIME	TIME OF DAY	LAP	VEHICLE
14	J	Finn SMART-WEEDEN	1:51.751	18:14:03.964	1	Kawasak NINJA 400
14	J	Finn SMART-WEEDEN	1:45.316	18:15:49.279	2	Kawasak NINJA 400
50	J	Fred McMULLAN	1:45.214	18:17:35.871	3	Kawasaki NINJA 300
31	J	Dylan MELLOR	1:44.825	18:19:21.022	4	Kawasaki NINJA 300
14	J	Finn SMART-WEEDEN	1:44.480	18:21:04.368	5	Kawasak NINJA 400

Session Leader History

NO	CL	NAME	FROM LAP	LAPS LED	DISTANCE	VEHICLE
14	J	Finn SMART-WEEDEN	1	7	15.26 miles	Kawasak NINJA 400

Flag History

TYPE	TIME OF DAY
GREEN	18:12:12.186
FINISH	18:24:35.515

Flag Statistics

TYPE	COUNT	TOTAL LAPS	TOTAL TIME
Green	1	7	15:48.991
Red	0	0	0.000
Safety Car	0	0	0.000
FCY	0	0	0.000

BMCRC - MRO Championships 2021 - Rnd 3 @ Cadwell Park

ACU Team Green Junior Cup & Senior 300

RACE 17 - STATISTICS

CLASS : J

18 Starters

Fastest Lap History

NO	NAME	LAP TIME	TIME OF DAY	LAP	VEHICLE
14	Finn SMART-WEEDEN	1:51.751	18:14:03.964	1	Kawasak NINJA 400
14	Finn SMART-WEEDEN	1:45.316	18:15:49.279	2	Kawasak NINJA 400
50	Fred McMULLAN	1:45.214	18:17:35.871	3	Kawasaki NINJA 300
31	Dylan MELLOR	1:44.825	18:19:21.022	4	Kawasaki NINJA 300
14	Finn SMART-WEEDEN	1:44.480	18:21:04.368	5	Kawasak NINJA 400

Leader History

NO	NAME	FROM LAP	LAPS LED	DISTANCE	VEHICLE
14	Finn SMART-WEEDEN	1	7	15.26 miles	Kawasak NINJA 400

BMCRC - MRO Championships 2021 - Rnd 3 @ Cadwell Park

ACU Team Green Junior Cup & Senior 300

RACE 17 - STATISTICS

CLASS : S

16 Starters

Fastest Lap History

NO	NAME	LAP TIME	TIME OF DAY	LAP	VEHICLE
8	Phil ATKINSON	1:53.594	18:14:05.793	1	Kawasaki NINJA 300
8	Phil ATKINSON	1:47.051	18:15:52.845	2	Kawasaki NINJA 300

Leader History

NO	NAME	FROM LAP	LAPS LED	DISTANCE	VEHICLE
8	Phil ATKINSON	1	7	15.26 miles	Kawasaki NINJA 300

BMCRC - MRO Championships 2021 - Rnd 3 @ Cadwell Park

ACU Team Green Junior Cup & Senior 300

RACE 17 - STATISTICS

CLASS : 12s

2 Starters

Fastest Lap History

NO	NAME	LAP TIME	TIME OF DAY	LAP	VEHICLE
311	Nathan-Ellis WARD	2:14.258	18:14:26.459	1	Kawasaki NINJA 300
311	Nathan-Ellis WARD	2:05.291	18:16:31.749	2	Kawasaki NINJA 300
311	Nathan-Ellis WARD	2:02.834	18:18:34.584	3	Kawasaki NINJA 300
311	Nathan-Ellis WARD	2:01.972	18:20:36.556	4	Kawasaki NINJA 300
311	Nathan-Ellis WARD	2:00.611	18:22:37.166	5	Kawasaki NINJA 300
311	Nathan-Ellis WARD	1:59.019	18:24:36.186	6	Kawasaki NINJA 300

Leader History

NO	NAME	FROM LAP	LAPS LED	DISTANCE	VEHICLE
311	Nathan-Ellis WARD	1	6	13.08 miles	Kawasaki NINJA 300

BMCRC - MRO Championships 2021 - Rnd 3 @ Cadwell Park



ACU Team Green Junior Cup & Senior 300

RACE 7 - GRID (9 Laps)



ROW 12		34	64	Jamie MALIN	2:03.145	35	118	Max HALL	2:04.197	36	181	Pierce REEVES	2:09.660
ROW 11	31	311	Nathan-Ellis WARD	1:59.019	32	96	Giovanni BELIOSSI	2:00.171	33	18	George HIGGINS	2:02.579	
ROW 10	28	87	James CLEARY	1:56.763	29	88	David COURT	1:56.771	30	45	Jake MARSH	1:58.078	
ROW 9	25	39	Peter PARAPANOS	1:56.143	26	97	Ben PLATT	1:56.334	27	400	Stuart THURTLÉ	1:56.507	
ROW 8	22	10	Mike BRUNSDON	1:55.873	23	58	Matthew WOOD	1:55.888	24	66	Mark SMITH	1:56.035	
ROW 7	19	70	Justin WHITE	1:51.746	20	26	Nicholas BETTRIDGE	1:54.396	21	48	Kevin SABBARTON	1:55.392	
ROW 6	16	32	Conor MURRAY	1:50.826	17	69	Danny HUSKINSON	1:50.846	18	24	Darren STOLTON	1:51.007	
ROW 5	13	77	Joe WHITE	1:50.158	14	65	Konrad BREESE	1:50.746	15	81	Keo WALKER	1:50.815	
ROW 4	10	60	Lennon DOCHERTY	1:48.935	11	0	Mark HARDY	1:49.250	12	34	Oliver ARBON	1:49.346	
ROW 3	7	777	Maximus HARDY	1:47.309	8	61	Kathryn WALKER	1:48.412	9	19	James O'MARA	1:48.897	
ROW 2	4	196	Jack KIRSCH	1:46.855	5	8	Phil ATKINSON	1:47.051	6	30	Owen MELLOR	1:47.214	
ROW 1	1	14	Finn SMART-WEEDEN	1:44.480	2	31	Dylan MELLOR	1:44.825	3	50	Fred McMULLAN	1:44.853	
			Pole										

Cadwell Park

Circuit Length = 2.1800 miles

These results are provisional until the conclusion of any judicial and technical matters.

Clerk Of Course :	Stewards :	Timekeeper : Sarah Evans
-------------------	------------	--------------------------

Results can be found at www.tsl-timing.com

Printed - 18:30 Saturday, 26 June 2021



BMCRC - MRO Championships 2021 - Rnd 3 @ Cadwell Park

ACU Team Green Junior Cup & Senior 300

RACE 7 - CLASSIFICATION



Kawasaki

POS	NO	CL	PIC NAME	ENTRY	LAPS	TIME	GAP	DIFF	MPH	BEST	ON
1	14	J	1 Finn SMART-WEEDEN	Kawasaki NINJA 400 - Mum and Dad	9	15:52.926			74.12	1:43.815	5
2	30	J	2 Owen MELLOR	Kawasaki NINJA 300 - Team Mellor Racing	9	16:02.415	9.489	9.489	73.39	1:45.545	2
3	31	J	3 Dylan MELLOR	Kawasaki NINJA 300 - Team Mellor Racing	9	16:02.557	9.631	0.142	73.38	1:45.853	2
4	196	J	4 Jack KIRSCH	Kawasaki NINJA 400 - Core Formwork	9	16:03.081	10.155	0.524	73.34	1:45.519	5
5	50	J	5 Fred McMULLAN	Kawasaki NINJA 300 - Orwell motorcycles Ipswich	9	16:19.017	26.091	15.936	72.14	1:47.295	8
6	777	J	6 Maximus HARDY	Kawasaki NINJA 400 - DAD	9	16:19.171	26.245	0.154	72.13	1:47.190	4
7	19	J	7 James O'MARA	Kawasaki NINJA 300 - BRP Machining Ltd	9	16:19.228	26.302	0.057	72.13	1:45.512	8
8	8	S	1 Phil ATKINSON	Kawasaki NINJA 300 - Rose mot centre	9	16:19.810	26.884	0.582	72.08	1:46.868	4
9	60	J	8 Lennon DOCHERTY	Kawasaki NINJA 300 - Doc Fit Training	9	16:31.165	38.239	11.355	71.26	1:48.470	8
10	34	J	9 Oliver ARBON	Kawasaki NINJA 400 - It plumbing and heating	9	16:31.642	38.716	0.477	71.22	1:48.667	8
11	69	S	2 Danny HUSKINSON	Kawasaki NINJA 300 - art of racing	9	16:38.290	45.364	6.648	70.75	1:49.440	8
12	0	S	3 Mark HARDY	Kawasaki NINJA 400 - me	9	16:38.426	45.500	0.136	70.74	1:49.233	7
13	61	S	4 Kathryn WALKER	Kawasaki NINJA 400 - Think Bike Gear & AutoSmar	9	16:38.445	45.519	0.019	70.74	1:48.304	9
14	77	J	10 Joe WHITE	Kawasaki NINJA 300 - Just In Graphics /MZ CONTF	9	16:42.585	49.659	4.140	70.45	1:49.197	6
15	81	J	11 Keo WALKER	Kawasaki NINJA 300 - Martin Wight Electrical	9	16:43.296	50.370	0.711	70.40	1:49.703	9
16	65	S	5 Konrad BREESE	Kawasaki NINJA 300 - STIHL Racing	9	16:44.681	51.755	1.385	70.30	1:49.869	6
17	32	S	6 Conor MURRAY	Kawasaki NINJA 300 -	9	16:59.514	1:06.588	14.833	69.28	1:51.269	9
18	70	S	7 Justin WHITE	Kawasaki NINJA 300 - Just In Graphics	9	16:59.789	1:06.863	0.275	69.26	1:51.354	9
19	26	S	8 Nicholas BETTRIDGE	Kawasaki NINJA 300 - Weald builders	9	17:26.022	1:33.096	26.233	67.52	1:53.814	8
20	66	S	9 Mark SMITH	Kawasaki NINJA 300 - MHP EXHAUST S	9	17:26.197	1:33.271	0.175	67.51	1:53.256	7
21	48	S	10 Kevin SABBARTON	Kawasaki NINJA 300 -	9	17:29.285	1:36.359	3.088	67.31	1:54.147	3
22	97	J	12 Ben PLATT	Kawasaki NINJA 400 - adss ltd	9	17:38.875	1:45.949	9.590	66.70	1:55.883	2
23	400	S	11 Stuart THURTLIE	Kawasaki NINJA 400 - TeamTortoise Racing	9	17:40.090	1:47.164	1.215	66.62	1:53.063	8
24	39	S	12 Peter PARAPANOS	Kawasaki NINJA 300 - AMR Glasgow Kawasaki	9	17:45.428	1:52.502	5.338	66.29	1:55.304	8
25	10	S	13 Mike BRUNSDON	Kawasaki NINJA 300 - CF Fairford	8	15:53.890	1 Lap	1 Lap	65.81	1:56.567	8
26	87	J	13 James CLEARY	Kawasaki NINJA 300 - Mum and Dad	8	15:58.839	1 Lap	4.949	65.47	1:55.794	8
27	96	S	14 Giovanni BELIOSSI	Kawasaki NINJA 300 - ASR Accident Storage Reco	8	16:00.950	1 Lap	2.111	65.33	1:55.673	8
28	58	J	14 Matthew WOOD	Kawasaki NINJA 300 -	8	16:05.433	1 Lap	4.483	65.03	1:58.588	2
29	311	12s	1 Nathan-Ellis WARD	Kawasaki NINJA 300 - Zipped up racing	8	16:10.425	1 Lap	4.992	64.69	1:58.233	6
30	18	J	15 George HIGGINS	Kawasaki NINJA 300 - Aztec Racing	8	16:19.339	1 Lap	8.914	64.10	1:59.583	8
31	118	J	16 Max HALL	Kawasaki NINJA 300 - Racecraft rider development	8	16:21.563	1 Lap	2.224	63.96	2:00.591	2
32	181	12s	2 Pierce REEVES	Kawasaki NINJA -	8	17:26.953	1 Lap	1:05.390	59.96	2:09.075	8

NOT CLASSIFIED

DNF	45	J	Jake MARSH	Kawasaki NINJA 300 - Zipped Up Racing	7	14:32.203	2 Laps	1 Lap	62.98	1:58.604	2
DNF	88	S	David COURT	Kawasaki NINJA 300 -	2	4:08.275	7 Laps	5 Laps	63.22	1:59.343	2
NS	24	S	Darren STOLTON	Kawasaki NINJA 300 -	0						
NS	64	J	Jamie MALIN	Kawasaki NINJA 300 -	0						

FASTEST LAP

14	J	Finn SMART-WEEDEN	Kawasaki NINJA 400 - Mum and Dad	5	1:43.815	75.59 mph	121.66 kph
8	S	Phil ATKINSON	Kawasaki NINJA 300 - Rose mot centre	4	1:46.868	73.43 mph	118.18 kph
311	12s	Nathan-Ellis WARD	Kawasaki NINJA 300 - Zipped up racing	6	1:58.233	66.37 mph	106.82 kph

Class J - 92.5% of Race Speed = 68.56 mph
 Class S - 92.5% of Race Speed = 66.67 mph
 Class 12s - 92.5% of Race Speed = 59.83 mph

Cadwell Park: 2.1800 miles
 Race Distance: 9 Laps / 19.62 miles
 Start: 12:29 Flag 12:45 End: 12:47

Weather / Track : Cloudy / Dry

These results are provisional until the conclusion of any judicial and technical matters.

Clerk Of Course :	Stewards :	Timekeeper : Sarah Evans
-------------------	------------	--------------------------

Results can be found at www.tsl-timing.com

Printed - 12:47 Sunday, 27 June 2021



BMCRC - MRO Championships 2021 - Rnd 3 @ Cadwell Park

ACU Team Green Junior Cup & Senior 300

RACE 7 - LAP CHART

LAP 1 @ 12:31:14.992

NO	BEHIND	LAP TIME
14		1:51.397
31	0.391	1:51.788
30	0.907	1:52.304
196	1.674	1:53.071
50	3.295	1:54.692
777	3.599	1:54.996
8	4.819	1:56.216
34	5.355	1:56.752
60	6.279	1:57.676
61	6.758	1:58.155
0	7.126	1:58.523
77	7.424	1:58.821
19	7.516	1:58.913
81	8.088	1:59.485
69	8.427	1:59.824
65	9.296	2:00.693
70	9.779	2:01.176
32	10.830	2:02.227
97	12.456	2:03.853
26	13.115	2:04.512
48	15.499	2:06.896
58	16.624	2:08.021
66	16.785	2:08.182
39	16.847	2:08.244
10	17.219	2:08.616
88	17.535	2:08.932
400	17.817	2:09.214
45	18.194	2:09.591
96	18.400	2:09.797
118	19.323	2:10.720
87	19.492	2:10.889
18	22.812	2:14.209
311	23.247	2:14.644
181	28.095	2:19.492

LAP 2 @ 12:33:00.381

NO	BEHIND	LAP TIME
14		1:45.389
31	0.855	1:45.853
30	1.063	1:45.545
196	2.423	1:46.138
777	6.341	1:48.131
50	6.573	1:48.667
8	6.874	1:47.444
60	9.523	1:48.633
19	11.014	1:48.887
34	11.122	1:51.156
77	12.277	1:50.242
0	12.529	1:50.792
61	12.610	1:51.241
69	13.094	1:50.056
81	13.680	1:50.981
65	14.804	1:50.897
32	17.273	1:51.832
70	17.836	1:53.446
97	22.950	1:55.883
26	23.788	1:56.062
48	26.088	1:55.978
66	28.272	1:56.876
58	29.823	1:58.588
39	30.582	1:59.124
45	31.409	1:58.604

LAP 3 @ 12:34:44.917

NO	BEHIND	LAP TIME
14		1:44.536
30	2.605	1:46.078
31	3.048	1:46.729
196	4.342	1:46.455
777	10.229	1:48.424
8	10.366	1:48.028
50	10.570	1:48.533
60	14.638	1:49.651
19	14.981	1:48.503
34	15.278	1:48.692
0	17.376	1:49.383
77	17.653	1:49.912
69	18.041	1:49.483
61	18.120	1:50.046
81	19.257	1:50.113
65	20.764	1:50.496
32	24.795	1:52.058
70	25.647	1:52.347
97	35.112	1:56.698
26	35.374	1:56.122
48	35.699	1:54.147
66	38.852	1:55.116
58	44.644	1:59.357
39	44.678	1:58.632
10	45.249	1:58.194
400	46.367	1:58.660
45	46.527	1:59.654
87	46.748	1:58.158
96	46.903	1:59.033
118	50.873	2:00.884
311	54.629	2:01.040
18	54.922	2:01.189
181	1:18.875	2:10.909

LAP 4 @ 12:36:29.823

NO	BEHIND	LAP TIME
14		1:44.906
30	3.608	1:45.909
31	4.067	1:45.925
196	5.721	1:46.285
8	12.328	1:46.868
777	12.513	1:47.190
50	13.144	1:47.480
60	18.606	1:48.874
19	18.622	1:48.547
34	19.116	1:48.744
0	23.073	1:50.603
77	23.400	1:50.653
69	23.590	1:50.455
61	23.690	1:50.476
81	25.095	1:50.744
65	25.963	1:50.105

LAP 5 @ 12:38:13.638

NO	BEHIND	LAP TIME
14		1:43.815
30	5.571	1:45.778
31	6.131	1:45.879
196	7.425	1:45.519
50	16.688	1:47.359
777	16.814	1:48.116
8	17.124	1:48.611
19	22.417	1:47.610
34	24.946	1:49.645
60	25.148	1:50.357
69	29.701	1:49.926
0	29.843	1:50.585
77	31.333	1:51.748
61	31.367	1:51.492
81	32.387	1:51.107
65	32.459	1:50.311
32	40.949	1:52.016
70	41.491	1:51.898
26	58.958	1:55.347
97	59.550	1:56.232
48	1:00.022	1:55.081
66	1:00.293	1:54.872
39	1:10.078	1:57.664
10	1:12.927	1:57.891
400	1:13.055	1:57.786
58	1:16.180	1:59.313
96	1:16.333	1:59.512
87	1:16.735	1:59.209
311	1:24.459	2:00.225
45	1:26.344	2:03.029
118	1:26.656	2:03.770
18	1:27.239	2:00.271

LAP 6 @ 12:39:57.470

NO	BEHIND	LAP TIME
14		1:43.832
30	7.954	1:46.215
31	8.367	1:46.068
196	9.802	1:46.209
50	22.114	1:49.258
777	22.301	1:49.319
8	22.605	1:49.313
181	1 Lap	2:09.473
19	25.834	1:47.249

LAP 7 @ 12:41:42.435

NO	BEHIND	LAP TIME
14		1:44.965
118	1 Lap	2:02.393
45	1 Lap	2:06.534
30	9.045	1:46.056
31	9.568	1:46.166
196	10.572	1:45.735
777	24.951	1:47.615
50	25.078	1:47.929
8	25.585	1:47.945
19	27.662	1:46.793
60	35.252	1:49.000
34	35.409	1:49.113
0	39.712	1:49.233
69	40.086	1:49.651
77	42.395	1:50.662
61	42.433	1:50.144
81	44.499	1:50.476
65	45.508	1:51.977
181	1 Lap	2:09.211
32	56.736	1:52.406
70	56.865	1:52.359
26	1:19.296	1:53.970
66	1:20.115	1:53.256
48	1:20.415	1:54.339
97	1:23.372	1:56.235
400	1:34.807	1:56.050
39	1:35.089	1:56.590
10	1:38.483	1:57.104
87	1:44.205	1:57.055

LAP 8 @ 12:43:28.187

NO	BEHIND	LAP TIME
14		1:45.752
58	1 Lap	1:58.885
96	1 Lap	1:59.114
311	1 Lap	1:59.213
30	11.003	1:47.710
31	11.546	1:47.730
196	11.800	1:46.980

LAP 9 @ 12:45:16.521

NO	BEHIND	LAP TIME
14		1:48.334
10	1 Lap	1:56.567
87	1 Lap	1:55.794
96	1 Lap	1:55.673
30	9.489	1:46.820
31	9.631	1:46.419
196	10.155	1:46.689
58	1 Lap	2:00.758
311	1 Lap	1:58.477
50	26.091	1:47.804
777	26.245	1:47.815
19	26.302	1:47.214
18	1 Lap	1:59.583
8	26.884	1:47.923
118	1 Lap	2:00.949
60	38.239	1:48.603
34	38.716	1:48.726
69	45.364	1:49.924
0	45.500	1:49.409
61	45.519	1:48.304
77	49.659	1:50.279
81	50.370	1:49.703
65	51.755	1:50.285
32	1:06.588	1:51.269
70	1:06.863	1:51.354
26	1:33.096	1:54.072
66	1:33.271	1:53.909
181	1 Lap	2:09.075
48	1:36.359	1:55.526
97	1:45.949	1:58.993
400	1:47.164	1:53.380
39	1:52.502	1:56.195

Weather / Track : Cloudy / Dry

Cadwell Park
Circuit Length = 2.1800 miles
Start: 12:29 Flag 12:45 End: 12:47

BMCRC - MRO Championships 2021 - Rnd 3 @ Cadwell Park

ACU Team Green Junior Cup & Senior 300

RACE 7 - SECTOR ANALYSIS



SECTOR 1 = FL to I1, SECTOR 2 = I1 to FL, DIFF = Difference To Personal Best Lap, P = Crossed Finish Line in Pit Lane, D = Time Disallowed

P1 14 J Finn SMART-WEEDEN		Kawasak NINJA 400 - Mum and Dad				
IDEAL LAP TIME : 1:43.773		BEST LAP TIME : 1:43.815		DIFFERENCE : 0.042		
LAP	SECTOR 1	SECTOR 2	LAP TIME	MPH	DIFF	TIME OF DAY
1 -		43.831	1:51.397	70.45	7.582	12:31:14.992
2 -	1:01.975	43.414	1:45.389	74.46	1.574	12:33:00.381
3 -	1:01.172	43.364	1:44.536 (3)	75.07	0.721	12:34:44.917
4 -	1:01.731	43.175	1:44.906	74.81	1.091	12:36:29.823
5 -	1:00.920	42.895	1:43.815 (1)	75.59		12:38:13.638
6 -	1:00.878	42.954	1:43.832 (2)	75.58	0.017	12:39:57.470
7 -	1:01.277	43.688	1:44.965	74.76	1.150	12:41:42.435
8 -	1:01.897	43.855	1:45.752	74.21	1.937	12:43:28.187
9 -	1:02.416	45.918	1:48.334	72.44	4.519	12:45:16.521

P2 30 J Owen MELLOR		Kawasaki NINJA 300 - Team Mellor Racing				
IDEAL LAP TIME : 1:45.263		BEST LAP TIME : 1:45.545		DIFFERENCE : 0.282		
LAP	SECTOR 1	SECTOR 2	LAP TIME	MPH	DIFF	TIME OF DAY
1 -		43.832	1:52.304	69.88	6.759	12:31:15.899
2 -	1:02.119	43.426	1:45.545 (1)	74.35		12:33:01.444
3 -	1:02.164	43.914	1:46.078	73.98	0.533	12:34:47.522
4 -	1:02.401	43.508	1:45.909 (3)	74.10	0.364	12:36:33.431
5 -	1:02.428	43.350	1:45.778 (2)	74.19	0.233	12:38:19.209
6 -	1:02.310	43.905	1:46.215	73.88	0.670	12:40:05.424
7 -	1:02.393	43.663	1:46.056	73.99	0.511	12:41:51.480
8 -	1:02.923	44.787	1:47.710	72.86	2.165	12:43:39.190
9 -	1:01.913	44.907	1:46.820	73.47	1.275	12:45:26.010

P3 31 J Dylan MELLOR		Kawasaki NINJA 300 - Team Mellor Racing				
IDEAL LAP TIME : 1:45.564		BEST LAP TIME : 1:45.853		DIFFERENCE : 0.289		
LAP	SECTOR 1	SECTOR 2	LAP TIME	MPH	DIFF	TIME OF DAY
1 -		43.742	1:51.788	70.20	5.935	12:31:15.383
2 -	1:02.142	43.711	1:45.853 (1)	74.14		12:33:01.236
3 -	1:02.726	44.003	1:46.729	73.53	0.876	12:34:47.965
4 -	1:02.169	43.756	1:45.925 (3)	74.09	0.072	12:36:33.890
5 -	1:02.122	43.757	1:45.879 (2)	74.12	0.026	12:38:19.769
6 -	1:02.215	43.853	1:46.068	73.99	0.215	12:40:05.837
7 -	1:02.205	43.961	1:46.166	73.92	0.313	12:41:52.003
8 -	1:02.799	44.931	1:47.730	72.84	1.877	12:43:39.733
9 -	1:01.853	44.566	1:46.419	73.74	0.566	12:45:26.152

P4 196 J Jack KIRSCH		Kawasaki NINJA 400 - Core Formwork				
IDEAL LAP TIME : 1:45.408		BEST LAP TIME : 1:45.519		DIFFERENCE : 0.111		
LAP	SECTOR 1	SECTOR 2	LAP TIME	MPH	DIFF	TIME OF DAY
1 -		44.457	1:53.071	69.40	7.552	12:31:16.666
2 -	1:01.977	44.161	1:46.138 (3)	73.94	0.619	12:33:02.804
3 -	1:02.322	44.133	1:46.455	73.72	0.936	12:34:49.259
4 -	1:02.168	44.117	1:46.285	73.83	0.766	12:36:35.544
5 -	1:01.549	43.970	1:45.519 (1)	74.37		12:38:21.063
6 -	1:02.186	44.023	1:46.209	73.89	0.690	12:40:07.272
7 -	1:01.807	43.928	1:45.735 (2)	74.22	0.216	12:41:53.007
8 -	1:01.936	45.044	1:46.980	73.36	1.461	12:43:39.987
9 -	1:01.480	45.209	1:46.689	73.56	1.170	12:45:26.676

Weather / Track : Cloudy / Dry

Cadwell Park
Circuit Length = 2.1800 miles
Start: 12:29 Flag 12:45 End: 12:47

BMCRC - MRO Championships 2021 - Rnd 3 @ Cadwell Park

ACU Team Green Junior Cup & Senior 300

RACE 7 - SECTOR ANALYSIS



SECTOR 1 = FL to I1, SECTOR 2 = I1 to FL, DIFF = Difference To Personal Best Lap, P = Crossed Finish Line in Pit Lane, D = Time Disallowed

P5 50 J Fred McMULLAN		Kawasaki NINJA 300 - Orwell motorcycles Ipswich				
IDEAL LAP TIME : 1:46.547		BEST LAP TIME : 1:47.295		DIFFERENCE : 0.748		
LAP	SECTOR 1	SECTOR 2	LAP TIME	MPH	DIFF	TIME OF DAY
1 -		45.511	1:54.692	68.42	7.397	12:31:18.287
2 -	1:03.302	45.365	1:48.667	72.22	1.372	12:33:06.954
3 -	1:03.989	44.544	1:48.533	72.31	1.238	12:34:55.487
4 -	1:03.021	44.459	1:47.480 (3)	73.01	0.185	12:36:42.967
5 -	1:02.433	44.926	1:47.359 (2)	73.10	0.064	12:38:30.326
6 -	1:02.496	46.762	1:49.258	71.83	1.963	12:40:19.584
7 -	1:03.561	44.368	1:47.929	72.71	0.634	12:42:07.513
8 -	1:02.198	45.097	1:47.295 (1)	73.14		12:43:54.808
9 -	1:02.179	45.625	1:47.804	72.79	0.509	12:45:42.612

P6 777 J Maximus HARDY		Kawasaki NINJA 400 - DAD				
IDEAL LAP TIME : 1:46.459		BEST LAP TIME : 1:47.190		DIFFERENCE : 0.731		
LAP	SECTOR 1	SECTOR 2	LAP TIME	MPH	DIFF	TIME OF DAY
1 -		45.137	1:54.996	68.24	7.806	12:31:18.591
2 -	1:03.216	44.915	1:48.131	72.57	0.941	12:33:06.722
3 -	1:03.740	44.684	1:48.424	72.38	1.234	12:34:55.146
4 -	1:03.153	44.037	1:47.190 (1)	73.21		12:36:42.336
5 -	1:03.268	44.848	1:48.116	72.58	0.926	12:38:30.452
6 -	1:02.588	46.731	1:49.319	71.79	2.129	12:40:19.771
7 -	1:03.205	44.410	1:47.615 (3)	72.92	0.425	12:42:07.386
8 -	1:02.562	45.003	1:47.565 (2)	72.96	0.375	12:43:54.951
9 -	1:02.422	45.393	1:47.815	72.79	0.625	12:45:42.766

P7 19 J James O'MARA		Kawasaki NINJA 300 - BRP Machining Ltd				
IDEAL LAP TIME : 1:45.339		BEST LAP TIME : 1:45.512		DIFFERENCE : 0.173		
LAP	SECTOR 1	SECTOR 2	LAP TIME	MPH	DIFF	TIME OF DAY
1 -		46.572	1:58.913	65.99	13.401	12:31:22.508
2 -	1:03.804	45.083	1:48.887	72.07	3.375	12:33:11.395
3 -	1:03.780	44.723	1:48.503	72.33	2.991	12:34:59.898
4 -	1:03.315	45.232	1:48.547	72.30	3.035	12:36:48.445
5 -	1:03.650	43.960	1:47.610	72.93	2.098	12:38:36.055
6 -	1:03.248	44.001	1:47.249	73.17	1.737	12:40:23.304
7 -	1:02.836	43.957	1:46.793 (2)	73.48	1.281	12:42:10.097
8 -	1:02.163	43.349	1:45.512 (1)	74.38		12:43:55.609
9 -	1:01.990	45.224	1:47.214 (3)	73.20	1.702	12:45:42.823

P8 8 S Phil ATKINSON		Kawasaki NINJA 300 - Rose mot centre				
IDEAL LAP TIME : 1:46.217		BEST LAP TIME : 1:46.868		DIFFERENCE : 0.651		
LAP	SECTOR 1	SECTOR 2	LAP TIME	MPH	DIFF	TIME OF DAY
1 -		44.968	1:56.216	67.52	9.348	12:31:19.811
2 -	1:02.561	44.883	1:47.444 (2)	73.04	0.576	12:33:07.255
3 -	1:03.439	44.589	1:48.028	72.64	1.160	12:34:55.283
4 -	1:02.808	44.060	1:46.868 (1)	73.43		12:36:42.151
5 -	1:03.848	44.763	1:48.611	72.25	1.743	12:38:30.762
6 -	1:02.525	46.788	1:49.313	71.79	2.445	12:40:20.075
7 -	1:03.235	44.710	1:47.945	72.70	1.077	12:42:08.020
8 -	1:02.157	45.305	1:47.462 (3)	73.03	0.594	12:43:55.482
9 -	1:02.803	45.120	1:47.923	72.71	1.055	12:45:43.405

Weather / Track : Cloudy / Dry

Cadwell Park
Circuit Length = 2.1800 miles
Start: 12:29 Flag 12:45 End: 12:47

BMCRC - MRO Championships 2021 - Rnd 3 @ Cadwell Park

ACU Team Green Junior Cup & Senior 300

RACE 7 - SECTOR ANALYSIS



SECTOR 1 = FL to I1, SECTOR 2 = I1 to FL, DIFF = Difference To Personal Best Lap, P = Crossed Finish Line in Pit Lane, D = Time Disallowed

P9 60 J		Lennon DOCHERTY		Kawasaki NINJA 300 - Doc Fit Training			
IDEAL LAP TIME : 1:48.101		BEST LAP TIME : 1:48.470		DIFFERENCE : 0.369			
LAP	SECTOR 1	SECTOR 2	LAP TIME	MPH	DIFF	TIME OF DAY	
1 -		46.132	1:57.676	66.69	9.206	12:31:21.271	
2 -	1:03.246	45.387	1:48.633 (3)	72.24	0.163	12:33:09.904	
3 -	1:04.190	45.461	1:49.651	71.57	1.181	12:34:59.555	
4 -	1:03.399	45.475	1:48.874	72.08	0.404	12:36:48.429	
5 -	1:04.493	45.864	1:50.357	71.11	1.887	12:38:38.786	
6 -	1:04.755	45.146	1:49.901	71.41	1.431	12:40:28.687	
7 -	1:04.011	44.989	1:49.000	72.00	0.530	12:42:17.687	
8 -	1:03.615	44.855	1:48.470 (1)	72.35		12:44:06.157	
9 -	1:03.741	44.862	1:48.603 (2)	72.26	0.133	12:45:54.760	

P10 34 J		Oliver ARBON		Kawasaki NINJA 400 - tt plumbing and heating			
IDEAL LAP TIME : 1:48.032		BEST LAP TIME : 1:48.667		DIFFERENCE : 0.635			
LAP	SECTOR 1	SECTOR 2	LAP TIME	MPH	DIFF	TIME OF DAY	
1 -		45.675	1:56.752	67.21	8.085	12:31:20.347	
2 -	1:05.602	45.554	1:51.156	70.60	2.489	12:33:11.503	
3 -	1:03.835	44.857	1:48.692 (2)	72.20	0.025	12:35:00.195	
4 -	1:03.367	45.377	1:48.744	72.17	0.077	12:36:48.939	
5 -	1:03.879	45.766	1:49.645	71.57	0.978	12:38:38.584	
6 -	1:04.760	45.387	1:50.147	71.25	1.480	12:40:28.731	
7 -	1:04.333	44.780	1:49.113	71.92	0.446	12:42:17.844	
8 -	1:03.862	44.805	1:48.667 (1)	72.22		12:44:06.511	
9 -	1:03.252	45.474	1:48.726 (3)	72.18	0.059	12:45:55.237	

P11 69 S		Danny HUSKINSON		Kawasaki NINJA 300 - art of racing			
IDEAL LAP TIME : 1:48.622		BEST LAP TIME : 1:49.440		DIFFERENCE : 0.818			
LAP	SECTOR 1	SECTOR 2	LAP TIME	MPH	DIFF	TIME OF DAY	
1 -		46.928	1:59.824	65.49	10.384	12:31:23.419	
2 -	1:04.022	46.034	1:50.056	71.30	0.616	12:33:13.475	
3 -	1:03.588	45.895	1:49.483 (2)	71.68	0.043	12:35:02.958	
4 -	1:04.306	46.149	1:50.455	71.05	1.015	12:36:53.413	
5 -	1:04.347	45.579	1:49.926	71.39	0.486	12:38:43.339	
6 -	1:04.038	45.493	1:49.531 (3)	71.65	0.091	12:40:32.870	
7 -	1:04.617	45.034	1:49.651	71.57	0.211	12:42:22.521	
8 -	1:03.975	45.465	1:49.440 (1)	71.71		12:44:11.961	
9 -	1:03.862	46.062	1:49.924	71.39	0.484	12:46:01.885	

P12 0 S		Mark HARDY		Kawasaki NINJA 400 - me			
IDEAL LAP TIME : 1:48.356		BEST LAP TIME : 1:49.233		DIFFERENCE : 0.877			
LAP	SECTOR 1	SECTOR 2	LAP TIME	MPH	DIFF	TIME OF DAY	
1 -		46.464	1:58.523	66.21	9.290	12:31:22.118	
2 -	1:04.692	46.100	1:50.792	70.83	1.559	12:33:12.910	
3 -	1:03.519	45.864	1:49.383 (2)	71.74	0.150	12:35:02.293	
4 -	1:04.501	46.102	1:50.603	70.95	1.370	12:36:52.896	
5 -	1:05.047	45.538	1:50.585	70.96	1.352	12:38:43.481	
6 -	1:04.051	45.382	1:49.433	71.71	0.200	12:40:32.914	
7 -	1:04.297	44.936	1:49.233 (1)	71.84		12:42:22.147	
8 -	1:04.500	45.965	1:50.465	71.04	1.232	12:44:12.612	
9 -	1:03.420	45.989	1:49.409 (3)	71.73	0.176	12:46:02.021	

Weather / Track : Cloudy / Dry

Cadwell Park
Circuit Length = 2.1800 miles
Start: 12:29 Flag 12:45 End: 12:47

BMCRC - MRO Championships 2021 - Rnd 3 @ Cadwell Park

ACU Team Green Junior Cup & Senior 300

RACE 7 - SECTOR ANALYSIS



SECTOR 1 = FL to I1, SECTOR 2 = I1 to FL, DIFF = Difference To Personal Best Lap, P = Crossed Finish Line in Pit Lane, D = Time Disallowed

P13 61 S		Kathryn WALKER		Kawasaki NINJA 400 - Think Bike Gear & AutoSmart Preston			
IDEAL LAP TIME : 1:47.862		BEST LAP TIME : 1:48.304		DIFFERENCE : 0.442			
LAP	SECTOR 1	SECTOR 2	LAP TIME	MPH	DIFF	TIME OF DAY	
1 -		46.711	1:58.155	66.42	9.851	12:31:21.750	
2 -	1:04.889	46.352	1:51.241	70.55	2.937	12:33:12.991	
3 -	1:04.579	45.467	1:50.046	71.31	1.742	12:35:03.037	
4 -	1:04.411	46.065	1:50.476	71.03	2.172	12:36:53.513	
5 -	1:05.024	46.468	1:51.492	70.39	3.188	12:38:45.005	
6 -	1:03.441	46.278	1:49.719 (3)	71.52	1.415	12:40:34.724	
7 -	1:03.679	46.465	1:50.144	71.25	1.840	12:42:24.868	
8 -	1:03.638	45.230	1:48.868 (2)	72.08	0.564	12:44:13.736	
9 -	1:02.632	45.672	1:48.304 (1)	72.46		12:46:02.040	

P14 77 J		Joe WHITE		Kawasaki NINJA 300 - Just In Graphics /MZ CONTRACTS/ Silver			
IDEAL LAP TIME : 1:49.197		BEST LAP TIME : 1:49.197		DIFFERENCE : 0.000			
LAP	SECTOR 1	SECTOR 2	LAP TIME	MPH	DIFF	TIME OF DAY	
1 -		46.989	1:58.821	66.04	9.624	12:31:22.416	
2 -	1:03.847	46.395	1:50.242 (3)	71.18	1.045	12:33:12.658	
3 -	1:03.181	46.731	1:49.912 (2)	71.40	0.715	12:35:02.570	
4 -	1:04.117	46.536	1:50.653	70.92	1.456	12:36:53.223	
5 -	1:05.148	46.600	1:51.748	70.23	2.551	12:38:44.971	
6 -	1:03.115	46.082	1:49.197 (1)	71.87		12:40:34.168	
7 -	1:04.042	46.620	1:50.662	70.91	1.465	12:42:24.830	
8 -	1:03.714	47.357	1:51.071	70.65	1.874	12:44:15.901	
9 -	1:03.647	46.632	1:50.279	71.16	1.082	12:46:06.180	

P15 81 J		Keo WALKER		Kawasaki NINJA 300 - Martin Wight Electrical			
IDEAL LAP TIME : 1:49.480		BEST LAP TIME : 1:49.703		DIFFERENCE : 0.223			
LAP	SECTOR 1	SECTOR 2	LAP TIME	MPH	DIFF	TIME OF DAY	
1 -		46.829	1:59.485	65.68	9.782	12:31:23.080	
2 -	1:04.506	46.475	1:50.981	70.71	1.278	12:33:14.061	
3 -	1:04.275	45.838	1:50.113 (2)	71.27	0.410	12:35:04.174	
4 -	1:04.855	45.889	1:50.744	70.86	1.041	12:36:54.918	
5 -	1:04.868	46.239	1:51.107	70.63	1.404	12:38:46.025	
6 -	1:03.893	46.540	1:50.433	71.06	0.730	12:40:36.458	
7 -	1:03.958	46.518	1:50.476	71.03	0.773	12:42:26.934	
8 -	1:04.563	45.691	1:50.254 (3)	71.18	0.551	12:44:17.188	
9 -	1:04.116	45.587	1:49.703 (1)	71.53		12:46:06.891	

P16 65 S		Konrad BREESE		Kawasaki NINJA 300 - STIHL Racing			
IDEAL LAP TIME : 1:49.697		BEST LAP TIME : 1:49.869		DIFFERENCE : 0.172			
LAP	SECTOR 1	SECTOR 2	LAP TIME	MPH	DIFF	TIME OF DAY	
1 -		47.385	2:00.693	65.02	10.824	12:31:24.288	
2 -	1:04.320	46.577	1:50.897	70.76	1.028	12:33:15.185	
3 -	1:03.850	46.646	1:50.496	71.02	0.627	12:35:05.681	
4 -	1:03.845	46.260	1:50.105 (3)	71.27	0.236	12:36:55.786	
5 -	1:03.888	46.423	1:50.311	71.14	0.442	12:38:46.097	
6 -	1:03.437	46.432	1:49.869 (1)	71.43		12:40:35.966	
7 -	1:04.849	47.128	1:51.977	70.08	2.108	12:42:27.943	
8 -	1:03.786	46.262	1:50.048 (2)	71.31	0.179	12:44:17.991	
9 -	1:03.994	46.291	1:50.285	71.16	0.416	12:46:08.276	

Weather / Track : Cloudy / Dry

Cadwell Park
Circuit Length = 2.1800 miles
Start: 12:29 Flag 12:45 End: 12:47

BMCRC - MRO Championships 2021 - Rnd 3 @ Cadwell Park

ACU Team Green Junior Cup & Senior 300

RACE 7 - SECTOR ANALYSIS



SECTOR 1 = FL to I1, SECTOR 2 = I1 to FL, DIFF = Difference To Personal Best Lap, P = Crossed Finish Line in Pit Lane, D = Time Disallowed

P17 32 S		Conor MURRAY		Kawasaki NINJA 300 -			
IDEAL LAP TIME : 1:51.269		BEST LAP TIME : 1:51.269		DIFFERENCE : 0.000			
LAP	SECTOR 1	SECTOR 2	LAP TIME	MPH	DIFF	TIME OF DAY	
1 -		48.189	2:02.227	64.20	10.958	12:31:25.822	
2 -	1:05.059	46.773	1:51.832 (2)	70.17	0.563	12:33:17.654	
3 -	1:05.166	46.892	1:52.058	70.03	0.789	12:35:09.712	
4 -	1:06.095	46.764	1:52.859	69.53	1.590	12:37:02.571	
5 -	1:05.381	46.635	1:52.016 (3)	70.06	0.747	12:38:54.587	
6 -	1:04.970	47.208	1:52.178	69.96	0.909	12:40:46.765	
7 -	1:05.323	47.083	1:52.406	69.81	1.137	12:42:39.171	
8 -	1:06.017	46.652	1:52.669	69.65	1.400	12:44:31.840	
9 -	1:04.878	46.391	1:51.269 (1)	70.53		12:46:23.109	

P18 70 S		Justin WHITE		Kawasaki NINJA 300 - Just In Graphics			
IDEAL LAP TIME : 1:51.147		BEST LAP TIME : 1:51.354		DIFFERENCE : 0.207			
LAP	SECTOR 1	SECTOR 2	LAP TIME	MPH	DIFF	TIME OF DAY	
1 -		47.384	2:01.176	64.76	9.822	12:31:24.771	
2 -	1:06.336	47.110	1:53.446	69.17	2.092	12:33:18.217	
3 -	1:05.449	46.898	1:52.347	69.85	0.993	12:35:10.564	
4 -	1:05.911	46.756	1:52.667	69.65	1.313	12:37:03.231	
5 -	1:05.264	46.634	1:51.898 (3)	70.13	0.544	12:38:55.129	
6 -	1:04.782	47.030	1:51.812 (2)	70.18	0.458	12:40:46.941	
7 -	1:05.474	46.885	1:52.359	69.84	1.005	12:42:39.300	
8 -	1:06.250	46.480	1:52.730	69.61	1.376	12:44:32.030	
9 -	1:04.989	46.365	1:51.354 (1)	70.47		12:46:23.384	

P19 26 S		Nicholas BETTRIDGE		Kawasaki NINJA 300 - Weald builders			
IDEAL LAP TIME : 1:53.442		BEST LAP TIME : 1:53.814		DIFFERENCE : 0.372			
LAP	SECTOR 1	SECTOR 2	LAP TIME	MPH	DIFF	TIME OF DAY	
1 -		48.913	2:04.512	63.03	10.698	12:31:28.107	
2 -	1:08.046	48.016	1:56.062	67.61	2.248	12:33:24.169	
3 -	1:08.236	47.886	1:56.122	67.58	2.308	12:35:20.291	
4 -	1:08.322	48.636	1:56.958	67.10	3.144	12:37:17.249	
5 -	1:07.534	47.813	1:55.347	68.03	1.533	12:39:12.596	
6 -	1:07.345	47.820	1:55.165	68.14	1.351	12:41:07.761	
7 -	1:06.946	47.024	1:53.970 (2)	68.86	0.156	12:43:01.731	
8 -	1:06.418	47.396	1:53.814 (1)	68.95		12:44:55.545	
9 -	1:06.494	47.578	1:54.072 (3)	68.79	0.258	12:46:49.617	

P20 66 S		Mark SMITH		Kawasaki NINJA 300 - MHP EXHAUST'S			
IDEAL LAP TIME : 1:52.947		BEST LAP TIME : 1:53.256		DIFFERENCE : 0.309			
LAP	SECTOR 1	SECTOR 2	LAP TIME	MPH	DIFF	TIME OF DAY	
1 -		50.197	2:08.182	61.22	14.926	12:31:31.777	
2 -	1:09.086	47.790	1:56.876	67.14	3.620	12:33:28.653	
3 -	1:07.637	47.479	1:55.116	68.17	1.860	12:35:23.769	
4 -	1:07.901	47.389	1:55.290	68.07	2.034	12:37:19.059	
5 -	1:06.882	47.990	1:54.872	68.32	1.616	12:39:13.931	
6 -	1:07.353	48.010	1:55.363	68.02	2.107	12:41:09.294	
7 -	1:06.413	46.843	1:53.256 (1)	69.29		12:43:02.550	
8 -	1:06.104	47.229	1:53.333 (2)	69.24	0.077	12:44:55.883	
9 -	1:06.543	47.366	1:53.909 (3)	68.89	0.653	12:46:49.792	

Weather / Track : Cloudy / Dry

Cadwell Park
Circuit Length = 2.1800 miles
Start: 12:29 Flag 12:45 End: 12:47

BMCRC - MRO Championships 2021 - Rnd 3 @ Cadwell Park

ACU Team Green Junior Cup & Senior 300

RACE 7 - SECTOR ANALYSIS



SECTOR 1 = FL to I1, SECTOR 2 = I1 to FL, DIFF = Difference To Personal Best Lap, P = Crossed Finish Line in Pit Lane, D = Time Disallowed

P21 48 S		Kevin SABBARTON		Kawasaki NINJA 300 -			
IDEAL LAP TIME : 1:53.872		BEST LAP TIME : 1:54.147		DIFFERENCE : 0.275			
LAP	SECTOR 1	SECTOR 2	LAP TIME	MPH	DIFF	TIME OF DAY	
1 -		49.731	2:06.896	61.84	12.749	12:31:30.491	
2 -	1:07.255	48.723	1:55.978	67.66	1.831	12:33:26.469	
3 -	1:06.375	47.772	1:54.147 (1)	68.75		12:35:20.616	
4 -	1:08.384	49.579	1:57.963	66.52	3.816	12:37:18.579	
5 -	1:06.743	48.338	1:55.081	68.19	0.934	12:39:13.660	
6 -	1:06.841	48.010	1:54.851	68.33	0.704	12:41:08.511	
7 -	1:06.485	47.854	1:54.339 (2)	68.63	0.192	12:43:02.850	
8 -	1:06.100	48.404	1:54.504 (3)	68.53	0.357	12:44:57.354	
9 -	1:06.585	48.941	1:55.526	67.93	1.379	12:46:52.880	

P22 97 J		Ben PLATT		Kawasaki NINJA 400 - adss ltd			
IDEAL LAP TIME : 1:55.655		BEST LAP TIME : 1:55.883		DIFFERENCE : 0.228			
LAP	SECTOR 1	SECTOR 2	LAP TIME	MPH	DIFF	TIME OF DAY	
1 -		48.381	2:03.853	63.36	7.970	12:31:27.448	
2 -	1:07.591	48.292	1:55.883 (1)	67.72		12:33:23.331	
3 -	1:07.906	48.792	1:56.698	67.25	0.815	12:35:20.029	
4 -	1:08.451	48.476	1:56.927	67.11	1.044	12:37:16.956	
5 -	1:08.125	48.107	1:56.232 (2)	67.52	0.349	12:39:13.188	
6 -	1:07.877	48.507	1:56.384	67.43	0.501	12:41:09.572	
7 -	1:07.548	48.687	1:56.235 (3)	67.51	0.352	12:43:05.807	
8 -	1:08.123	49.547	1:57.670	66.69	1.787	12:45:03.477	
9 -	1:09.218	49.775	1:58.993	65.95	3.110	12:47:02.470	

P23 400 S		Stuart THURTLÉ		Kawasaki NINJA 400 - TeamTortoise Racing			
IDEAL LAP TIME : 1:53.063		BEST LAP TIME : 1:53.063		DIFFERENCE : 0.000			
LAP	SECTOR 1	SECTOR 2	LAP TIME	MPH	DIFF	TIME OF DAY	
1 -		50.602	2:09.214	60.73	16.151	12:31:32.809	
2 -	1:09.511	50.304	1:59.815	65.50	6.752	12:33:32.624	
3 -	1:08.488	50.172	1:58.660	66.13	5.597	12:35:31.284	
4 -	1:08.865	48.758	1:57.623	66.72	4.560	12:37:28.907	
5 -	1:08.737	49.049	1:57.786	66.62	4.723	12:39:26.693	
6 -	1:06.231	48.268	1:54.499 (3)	68.54	1.436	12:41:21.192	
7 -	1:07.830	48.220	1:56.050	67.62	2.987	12:43:17.242	
8 -	1:05.932	47.131	1:53.063 (1)	69.41		12:45:10.305	
9 -	1:06.242	47.138	1:53.380 (2)	69.21	0.317	12:47:03.685	

P24 39 S		Peter PARAPANOS		Kawasaki NINJA 300 - AMR Glasgow Kawasaki			
IDEAL LAP TIME : 1:55.113		BEST LAP TIME : 1:55.304		DIFFERENCE : 0.191			
LAP	SECTOR 1	SECTOR 2	LAP TIME	MPH	DIFF	TIME OF DAY	
1 -		50.608	2:08.244	61.19	12.940	12:31:31.839	
2 -	1:09.413	49.711	1:59.124	65.88	3.820	12:33:30.963	
3 -	1:08.879	49.753	1:58.632	66.15	3.328	12:35:29.595	
4 -	1:08.085	48.372	1:56.457 (3)	67.39	1.153	12:37:26.052	
5 -	1:08.556	49.108	1:57.664	66.69	2.360	12:39:23.716	
6 -	1:08.276	48.942	1:57.218	66.95	1.914	12:41:20.934	
7 -	1:07.907	48.683	1:56.590	67.31	1.286	12:43:17.524	
8 -	1:06.741	48.563	1:55.304 (1)	68.06		12:45:12.828	
9 -	1:07.384	48.811	1:56.195 (2)	67.54	0.891	12:47:09.023	

Weather / Track : Cloudy / Dry

Cadwell Park
Circuit Length = 2.1800 miles
Start: 12:29 Flag 12:45 End: 12:47

BMCRC - MRO Championships 2021 - Rnd 3 @ Cadwell Park

ACU Team Green Junior Cup & Senior 300

RACE 7 - SECTOR ANALYSIS



SECTOR 1 = FL to I1, SECTOR 2 = I1 to FL, DIFF = Difference To Personal Best Lap, P = Crossed Finish Line in Pit Lane, D = Time Disallowed

P25 10 S		Mike BRUNSDON		Kawasaki NINJA 300 - CF Fairford			
IDEAL LAP TIME : 1:56.567		BEST LAP TIME : 1:56.567		DIFFERENCE : 0.000			
LAP	SECTOR 1	SECTOR 2	LAP TIME	MPH	DIFF	TIME OF DAY	
1 -		50.721	2:08.616	61.01	12.049	12:31:32.211	
2 -	1:09.778	49.983	1:59.761	65.53	3.194	12:33:31.972	
3 -	1:08.902	49.292	1:58.194	66.39	1.627	12:35:30.166	
4 -	1:09.787	48.721	1:58.508	66.22	1.941	12:37:28.674	
5 -	1:08.776	49.115	1:57.891	66.57	1.324	12:39:26.565	
6 -	1:08.180	49.069	1:57.249 (3)	66.93	0.682	12:41:23.814	
7 -	1:08.191	48.913	1:57.104 (2)	67.01	0.537	12:43:20.918	
8 -	1:07.937	48.630	1:56.567 (1)	67.32		12:45:17.485	

P26 87 J		James CLEARY		Kawasaki NINJA 300 - Mum and Dad			
IDEAL LAP TIME : 1:55.794		BEST LAP TIME : 1:55.794		DIFFERENCE : 0.000			
LAP	SECTOR 1	SECTOR 2	LAP TIME	MPH	DIFF	TIME OF DAY	
1 -		49.340	2:10.889	59.95	15.095	12:31:34.484	
2 -	1:08.722	50.301	1:59.023	65.93	3.229	12:33:33.507	
3 -	1:08.530	49.628	1:58.158 (3)	66.42	2.364	12:35:31.665	
4 -	1:10.030	49.469	1:59.499	65.67	3.705	12:37:31.164	
5 -	1:09.247	49.962	1:59.209	65.83	3.415	12:39:30.373	
6 -	1:09.545	49.667	1:59.212	65.83	3.418	12:41:29.585	
7 -	1:08.872	48.183	1:57.055 (2)	67.04	1.261	12:43:26.640	
8 -	1:07.919	47.875	1:55.794 (1)	67.77		12:45:22.434	

P27 96 S		Giovanni BELIOSSI		Kawasaki NINJA 300 - ASR Accident Storage Recovery			
IDEAL LAP TIME : 1:55.673		BEST LAP TIME : 1:55.673		DIFFERENCE : 0.000			
LAP	SECTOR 1	SECTOR 2	LAP TIME	MPH	DIFF	TIME OF DAY	
1 -		50.282	2:09.797	60.46	14.124	12:31:33.392	
2 -	1:09.449	49.946	1:59.395	65.73	3.722	12:33:32.787	
3 -	1:09.946	49.087	1:59.033 (3)	65.93	3.360	12:35:31.820	
4 -	1:08.980	49.659	1:58.639 (2)	66.15	2.966	12:37:30.459	
5 -	1:09.709	49.803	1:59.512	65.66	3.839	12:39:29.971	
6 -	1:09.973	49.814	1:59.787	65.51	4.114	12:41:29.758	
7 -	1:09.576	49.538	1:59.114	65.88	3.441	12:43:28.872	
8 -	1:07.995	47.678	1:55.673 (1)	67.84		12:45:24.545	

P28 58 J		Matthew WOOD		Kawasaki NINJA 300 -			
IDEAL LAP TIME : 1:58.588		BEST LAP TIME : 1:58.588		DIFFERENCE : 0.000			
LAP	SECTOR 1	SECTOR 2	LAP TIME	MPH	DIFF	TIME OF DAY	
1 -		51.373	2:08.021	61.30	9.433	12:31:31.616	
2 -	1:09.197	49.391	1:58.588 (1)	66.17		12:33:30.204	
3 -	1:09.425	49.932	1:59.357	65.75	0.769	12:35:29.561	
4 -	1:10.497	50.447	2:00.944	64.89	2.356	12:37:30.505	
5 -	1:09.387	49.926	1:59.313 (3)	65.77	0.725	12:39:29.818	
6 -	1:09.855	49.712	1:59.567	65.63	0.979	12:41:29.385	
7 -	1:09.211	49.674	1:58.885 (2)	66.01	0.297	12:43:28.270	
8 -	1:09.672	51.086	2:00.758	64.99	2.170	12:45:29.028	

Weather / Track : Cloudy / Dry

Cadwell Park
Circuit Length = 2.1800 miles
Start: 12:29 Flag 12:45 End: 12:47

BMCRC - MRO Championships 2021 - Rnd 3 @ Cadwell Park

ACU Team Green Junior Cup & Senior 300

RACE 7 - SECTOR ANALYSIS



SECTOR 1 = FL to I1, SECTOR 2 = I1 to FL, DIFF = Difference To Personal Best Lap, P = Crossed Finish Line in Pit Lane, D = Time Disallowed

P29 311 12s		Nathan-Ellis WARD		Kawasaki NINJA 300 - Zipped up racing		
IDEAL LAP TIME : 1:58.085		BEST LAP TIME : 1:58.233		DIFFERENCE : 0.148		
LAP	SECTOR 1	SECTOR 2	LAP TIME	MPH	DIFF	TIME OF DAY
1 -		52.638	2:14.644	58.28	16.411	12:31:38.239
2 -	1:10.197	50.070	2:00.267	65.25	2.034	12:33:38.506
3 -	1:11.013	50.027	2:01.040	64.83	2.807	12:35:39.546
4 -	1:09.395	48.931	1:58.326 (2)	66.32	0.093	12:37:37.872
5 -	1:10.969	49.256	2:00.225	65.27	1.992	12:39:38.097
6 -	1:09.203	49.030	1:58.233 (1)	66.37		12:41:36.330
7 -	1:09.451	49.762	1:59.213	65.83	0.980	12:43:35.543
8 -	1:09.154	49.323	1:58.477 (3)	66.24	0.244	12:45:34.020

P30 18 J		George HIGGINS		Kawasaki NINJA 300 - Aztec Racing		
IDEAL LAP TIME : 1:59.583		BEST LAP TIME : 1:59.583		DIFFERENCE : 0.000		
LAP	SECTOR 1	SECTOR 2	LAP TIME	MPH	DIFF	TIME OF DAY
1 -		52.425	2:14.209	58.47	14.626	12:31:37.804
2 -	1:10.379	50.467	2:00.846	64.94	1.263	12:33:38.650
3 -	1:10.472	50.717	2:01.189	64.75	1.606	12:35:39.839
4 -	1:10.726	50.041	2:00.767	64.98	1.184	12:37:40.606
5 -	1:10.194	50.077	2:00.271 (3)	65.25	0.688	12:39:40.877
6 -	1:10.315	49.879	2:00.194 (2)	65.29	0.611	12:41:41.071
7 -	1:11.170	51.110	2:02.280	64.18	2.697	12:43:43.351
8 -	1:09.824	49.759	1:59.583 (1)	65.62		12:45:42.934

P31 118 J		Max HALL		Kawasaki NINJA 300 - Racecraft rider development		
IDEAL LAP TIME : 1:59.658		BEST LAP TIME : 2:00.591		DIFFERENCE : 0.933		
LAP	SECTOR 1	SECTOR 2	LAP TIME	MPH	DIFF	TIME OF DAY
1 -		50.314	2:10.720	60.03	10.129	12:31:34.315
2 -	1:09.741	50.850	2:00.591 (1)	65.08		12:33:34.906
3 -	1:10.651	50.233	2:00.884 (3)	64.92	0.293	12:35:35.790
4 -	1:10.487	50.247	2:00.734 (2)	65.00	0.143	12:37:36.524
5 -	1:13.395	50.375	2:03.770	63.40	3.179	12:39:40.294
6 -	1:12.476	49.917	2:02.393	64.12	1.802	12:41:42.687
7 -	1:11.354	50.168	2:01.522	64.58	0.931	12:43:44.209
8 -	1:10.586	50.363	2:00.949	64.88	0.358	12:45:45.158

P32 181 12s		Pierce REEVES		Kawasaki NINJA -		
IDEAL LAP TIME : 2:08.473		BEST LAP TIME : 2:09.075		DIFFERENCE : 0.602		
LAP	SECTOR 1	SECTOR 2	LAP TIME	MPH	DIFF	TIME OF DAY
1 -		53.320	2:19.492	56.26	10.417	12:31:43.087
2 -	1:16.948	52.848	2:09.796	60.46	0.721	12:33:52.883
3 -	1:16.862	54.047	2:10.909	59.95	1.834	12:36:03.792
4 -	1:16.504	52.980	2:09.484	60.61	0.409	12:38:13.276
5 -	1:15.625	53.848	2:09.473 (3)	60.61	0.398	12:40:22.749
6 -	1:15.970	53.241	2:09.211 (2)	60.73	0.136	12:42:31.960
7 -	1:16.203	53.310	2:09.513	60.59	0.438	12:44:41.473
8 -	1:16.042	53.033	2:09.075 (1)	60.80		12:46:50.548

P33 45 J		Jake MARSH		Kawasaki NINJA 300 - Zipped Up Racing		
IDEAL LAP TIME : 1:58.604		BEST LAP TIME : 1:58.604		DIFFERENCE : 0.000		
LAP	SECTOR 1	SECTOR 2	LAP TIME	MPH	DIFF	TIME OF DAY
1 -		50.328	2:09.591	60.55	10.987	12:31:33.186
2 -	1:08.792	49.812	1:58.604 (1)	66.17		12:33:31.790
3 -	1:09.296	50.358	1:59.654 (2)	65.58	1.050	12:35:31.444
4 -	1:15.009	50.500	2:05.509	62.52	6.905	12:37:36.953
5 -	1:12.056	50.973	2:03.029 (3)	63.79	4.425	12:39:39.982
6 -	1:13.825	52.709	2:06.534	62.02	7.930	12:41:46.516
7 -	1:14.781	54.501	2:09.282	60.70	10.678	12:43:55.798

Weather / Track : Cloudy / Dry

Cadwell Park
Circuit Length = 2.1800 miles
Start: 12:29 Flag 12:45 End: 12:47

BMCRC - MRO Championships 2021 - Rnd 3 @ Cadwell Park

ACU Team Green Junior Cup & Senior 300

RACE 7 - SECTOR ANALYSIS



SECTOR 1 = FL to I1, SECTOR 2 = I1 to FL, DIFF = Difference To Personal Best Lap, P = Crossed Finish Line in Pit Lane, D = Time Disallowed

P34 88 S		David COURT		Kawasaki NINJA 300 -			
IDEAL LAP TIME : 1:59.343		BEST LAP TIME : 1:59.343		DIFFERENCE : 0.000			
LAP	SECTOR 1	SECTOR 2	LAP TIME	MPH	DIFF	TIME OF DAY	
1 -		50.852	2:08.932 (2)	60.86	9.589	12:31:32.527	
2 -	1:09.192	50.151	1:59.343 (1)	65.76		12:33:31.870	

BMCRC - MRO Championships 2021 - Rnd 3 @ Cadwell Park

ACU Team Green Junior Cup & Senior 300

RACE 7 - BEST SECTORS

SECTOR 1			SECTOR 2			IDEAL / BEST COMPARISON						
POS	NO	NAME	TIME	NO	NAME	TIME	POS	NO	NAME	IDEAL	BEST	DIFF
									PERFECT LAP	1:43.773		
1	14	SMART-WEEDEN	1:00.878	14	SMART-WEEDEN	42.895	1	14	SMART-WEEDEN	1:43.773	1:43.815	0.042
2	196	KIRSCH	1:01.480	19	O'MARA	43.349	2	30	MELLOR	1:45.263	1:45.545	0.282
3	31	MELLOR	1:01.853	30	MELLOR	43.350	3	19	O'MARA	1:45.339	1:45.512	0.173
4	30	MELLOR	1:01.913	31	MELLOR	43.711	4	196	KIRSCH	1:45.408	1:45.519	0.111
5	19	O'MARA	1:01.990	196	KIRSCH	43.928	5	31	MELLOR	1:45.564	1:45.853	0.289
6	8	ATKINSON	1:02.157	777	HARDY	44.037	6	8	ATKINSON	1:46.217	1:46.868	0.651
7	50	McMULLAN	1:02.179	8	ATKINSON	44.060	7	777	HARDY	1:46.459	1:47.190	0.731
8	777	HARDY	1:02.422	50	McMULLAN	44.368	8	50	McMULLAN	1:46.547	1:47.295	0.748
9	61	WALKER	1:02.632	34	ARBON	44.780	9	61	WALKER	1:47.862	1:48.304	0.442
10	77	WHITE	1:03.115	60	DOCHERTY	44.855	10	34	ARBON	1:48.032	1:48.667	0.635
11	60	DOCHERTY	1:03.246	0	HARDY	44.936	11	60	DOCHERTY	1:48.101	1:48.470	0.369
12	34	ARBON	1:03.252	69	HUSKINSON	45.034	12	0	HARDY	1:48.356	1:49.233	0.877
13	0	HARDY	1:03.420	61	WALKER	45.230	13	69	HUSKINSON	1:48.622	1:49.440	0.818
14	65	BREESE	1:03.437	81	WALKER	45.587	14	77	WHITE	1:49.197	1:49.197	0.000
15	69	HUSKINSON	1:03.588	77	WHITE	46.082	15	81	WALKER	1:49.480	1:49.703	0.223
16	81	WALKER	1:03.893	65	BREESE	46.260	16	65	BREESE	1:49.697	1:49.869	0.172
17	70	WHITE	1:04.782	70	WHITE	46.365	17	70	WHITE	1:51.147	1:51.354	0.207
18	32	MURRAY	1:04.878	32	MURRAY	46.391	18	32	MURRAY	1:51.269	1:51.269	0.000
19	400	THURTL	1:05.932	66	SMITH	46.843	19	66	SMITH	1:52.947	1:53.256	0.309
20	48	SABBARTON	1:06.100	26	BETTRIDGE	47.024	20	400	THURTL	1:53.063	1:53.063	0.000
21	66	SMITH	1:06.104	400	THURTL	47.131	21	26	BETTRIDGE	1:53.442	1:53.814	0.372
22	26	BETTRIDGE	1:06.418	96	BELIOSSI	47.678	22	48	SABBARTON	1:53.872	1:54.147	0.275
23	39	PARAPANOS	1:06.741	48	SABBARTON	47.772	23	39	PARAPANOS	1:55.113	1:55.304	0.191
24	97	PLATT	1:07.548	87	CLEARY	47.875	24	97	PLATT	1:55.655	1:55.883	0.228
25	87	CLEARY	1:07.919	97	PLATT	48.107	25	96	BELIOSSI	1:55.673	1:55.673	0.000
26	10	BRUNSDON	1:07.937	39	PARAPANOS	48.372	26	87	CLEARY	1:55.794	1:55.794	0.000
27	96	BELIOSSI	1:07.995	10	BRUNSDON	48.630	27	10	BRUNSDON	1:56.567	1:56.567	0.000
28	45	MARSH	1:08.792	311	WARD	48.931	28	311	WARD	1:58.085	1:58.233	0.148
29	311	WARD	1:09.154	58	WOOD	49.391	29	58	WOOD	1:58.588	1:58.588	0.000
30	88	COURT	1:09.192	18	HIGGINS	49.759	30	45	MARSH	1:58.604	1:58.604	0.000
31	58	WOOD	1:09.197	45	MARSH	49.812	31	88	COURT	1:59.343	1:59.343	0.000
32	118	HALL	1:09.741	118	HALL	49.917	32	18	HIGGINS	1:59.583	1:59.583	0.000
33	18	HIGGINS	1:09.824	88	COURT	50.151	33	118	HALL	1:59.658	2:00.591	0.933
34	181	REEVES	1:15.625	181	REEVES	52.848	34	181	REEVES	2:08.473	2:09.075	0.602

Weather / Track : Cloudy / Dry

Cadwell Park

Circuit Length = 2.1800 miles

Start: 12:29 Flag 12:45 End: 12:47

Results can be found at www.tsl-timing.com

Printed - 12:48 Sunday, 27 June 2021

BMCRC - MRO Championships 2021 - Rnd 3 @ Cadwell Park

ACU Team Green Junior Cup & Senior 300

RACE 7 - STATISTICS

Competitors Started 34
Planned Start 2021-06-27 @ 11:45:00.000
Actual Start 2021-06-27 @ 12:29:23.594
Finish Time 2021-06-27 @ 12:45:16.520
Track Length 2.1800mi.
Total Laps 289
Total Distance Covered 630.0254mi.

Session Fastest Lap History

NO	CL	NAME	LAP TIME	TIME OF DAY	LAP	VEHICLE
14	J	Finn SMART-WEEDEN	1:51.397	12:31:15.018	1	Kawasak NINJA 400
14	J	Finn SMART-WEEDEN	1:45.389	12:33:00.408	2	Kawasak NINJA 400
14	J	Finn SMART-WEEDEN	1:44.536	12:34:44.943	3	Kawasak NINJA 400
14	J	Finn SMART-WEEDEN	1:43.815	12:38:13.664	5	Kawasak NINJA 400

Session Leader History

NO	CL	NAME	FROM LAP	LAPS LED	DISTANCE	VEHICLE
14	J	Finn SMART-WEEDEN	1	9	19.62 miles	Kawasak NINJA 400

Flag History

TYPE	TIME OF DAY
GREEN	12:29:23.594
FINISH	12:45:16.520

Flag Statistics

TYPE	COUNT	TOTAL LAPS	TOTAL TIME
Green	1	9	17:49.519
Red	0	0	0.000
Safety Car	0	0	0.000
FCY	0	0	0.000

BMCRC - MRO Championships 2021 - Rnd 3 @ Cadwell Park

ACU Team Green Junior Cup & Senior 300

RACE 7 - STATISTICS

CLASS : J

17 Starters

Fastest Lap History

NO	NAME	LAP TIME	TIME OF DAY	LAP	VEHICLE
14	Finn SMART-WEEDEN	1:51.397	12:31:15.018	1	Kawasak NINJA 400
14	Finn SMART-WEEDEN	1:45.389	12:33:00.408	2	Kawasak NINJA 400
14	Finn SMART-WEEDEN	1:44.536	12:34:44.943	3	Kawasak NINJA 400
14	Finn SMART-WEEDEN	1:43.815	12:38:13.664	5	Kawasak NINJA 400

Leader History

NO	NAME	FROM LAP	LAPS LED	DISTANCE	VEHICLE
14	Finn SMART-WEEDEN	1	9	19.62 miles	Kawasak NINJA 400

BMCRC - MRO Championships 2021 - Rnd 3 @ Cadwell Park

ACU Team Green Junior Cup & Senior 300

RACE 7 - STATISTICS

CLASS : S

15 Starters

Fastest Lap History

NO	NAME	LAP TIME	TIME OF DAY	LAP	VEHICLE
8	Phil ATKINSON	1:56.216	12:31:19.824	1	Kawasaki NINJA 300
8	Phil ATKINSON	1:47.444	12:33:07.269	2	Kawasaki NINJA 300
8	Phil ATKINSON	1:46.868	12:36:42.165	4	Kawasaki NINJA 300

Leader History

NO	NAME	FROM LAP	LAPS LED	DISTANCE	VEHICLE
8	Phil ATKINSON	1	9	19.62 miles	Kawasaki NINJA 300

BMCRC - MRO Championships 2021 - Rnd 3 @ Cadwell Park

ACU Team Green Junior Cup & Senior 300

RACE 7 - STATISTICS

CLASS : 12s

2 Starters

Fastest Lap History

NO	NAME	LAP TIME	TIME OF DAY	LAP	VEHICLE
311	Nathan-Ellis WARD	2:14.644	12:31:38.254	1	Kawasaki NINJA 300
311	Nathan-Ellis WARD	2:00.267	12:33:38.520	2	Kawasaki NINJA 300
311	Nathan-Ellis WARD	1:58.326	12:37:37.887	4	Kawasaki NINJA 300
311	Nathan-Ellis WARD	1:58.233	12:41:36.344	6	Kawasaki NINJA 300

Leader History

NO	NAME	FROM LAP	LAPS LED	DISTANCE	VEHICLE
311	Nathan-Ellis WARD	1	8	17.44 miles	Kawasaki NINJA 300

BMCRC - MRO Championships 2021 - Rnd 3 @ Cadwell Park



ACU Team Green Junior Cup & Senior 300

RACE 17 - GRID (9 Laps)



ROW 12	34	2:09.075	181	Pierce REEVES	35	24	Darren STOLTON	36	64	Jamie MALIN		
ROW 11	31	1:59.343	88	David COURT	32	1:59.583	18	George HIGGINS	33	2:00.591	118	Max HALL
ROW 10	28	1:58.233	311	Nathan-Ellis WARD	29	1:58.588	58	Matthew WOOD	30	1:58.604	45	Jake MARSH
ROW 9	25	1:55.794	87	James CLEARY	26	1:55.883	97	Ben PLATT	27	1:56.567	10	Mike BRUNSDON
ROW 8	22	1:54.147	48	Kevin SABBARTON	23	1:55.304	39	Peter PARAPANOS	24	1:55.673	96	Giovanni BELIOSSI
ROW 7	19	1:53.063	400	Stuart THURTLÉ	20	1:53.256	66	Mark SMITH	21	1:53.814	26	Nicholas BETTRIDGE
ROW 6	16	1:49.869	65	Konrad BREESE	17	1:51.269	32	Conor MURRAY	18	1:51.354	70	Justin WHITE
ROW 5	13	1:49.233	0	Mark HARDY	14	1:49.440	69	Danny HUSKINSON	15	1:49.703	81	Keo WALKER
ROW 4	10	1:48.470	60	Lennon DOCHERTY	11	1:48.667	34	Oliver ARBON	12	1:49.197	77	Joe WHITE
ROW 3	7	1:47.190	777	Maximus HARDY	8	1:47.295	50	Fred McMULLAN	9	1:48.304	61	Kathryn WALKER
ROW 2	4	1:45.545	30	Owen MELLOR	5	1:45.853	31	Dylan MELLOR	6	1:46.868	8	Phil ATKINSON
ROW 1	1	1:43.815	14	Finn SMART-WEEDEN	2	1:45.512	19	James O'MARA	3	1:45.519	196	Jack KIRSCH
Pole												

Cadwell Park

These results are provisional until the conclusion of any judicial and technical matters.

Circuit Length = 2.1800 miles

Clerk Of Course :	Stewards :	Timekeeper : Sarah Evans
-------------------	------------	--------------------------

Results can be found at www.tsl-timing.com

Printed - 12:49 Sunday, 27 June 2021



BMCRC - MRO Championships 2021 - Rnd 3 @ Cadwell Park

ACU Team Green Junior Cup & Senior 300

RACE 17 - CLASSIFICATION



Kawasaki

POS	NO	CL	PIC NAME	ENTRY	LAPS	TIME	GAP	DIFF	MPH	BEST	ON
1	14	J	1 Finn SMART-WEEDEN	Kawasaki NINJA 400 - Mum and Dad	7	12:24.631			73.77	1:44.882	4
2	30	J	2 Owen MELLOR	Kawasaki NINJA 300 - Team Mellor Racing	7	12:25.085	0.454	0.454	73.73	1:45.336	6
3	19	J	3 James O'MARA	Kawasaki NINJA 300 - BRP Machining Ltd	7	12:30.644	6.013	5.559	73.18	1:45.826	4
4	31	J	4 Dylan MELLOR	Kawasaki NINJA 300 - Team Mellor Racing	7	12:30.785	6.154	0.141	73.17	1:45.596	4
5	196	J	5 Jack KIRSCH	Kawasaki NINJA 400 - Core Formwork	7	12:30.903	6.272	0.118	73.16	1:45.413	5
6	8	S	1 Phil ATKINSON	Kawasaki NINJA 300 - Rose mot centre	7	12:34.391	9.760	3.488	72.82	1:45.701	4
7	50	J	6 Fred McMULLAN	Kawasaki NINJA 300 - Orwell motorcycles Ipswich	7	12:37.559	12.928	3.168	72.51	1:46.298	2
8	777	J	7 Maximus HARDY	Kawasaki NINJA 400 - DAD	7	12:37.929	13.298	0.370	72.48	1:46.209	4
9	60	J	8 Lennon DOCHERTY	Kawasaki NINJA 300 - Doc Fit Training	7	12:44.780	20.149	6.851	71.83	1:47.510	3
10	34	J	9 Oliver ARBON	Kawasaki NINJA 400 - It plumbing and heating	7	12:48.727	24.096	3.947	71.46	1:47.723	4
11	77	J	10 Joe WHITE	Kawasaki NINJA 300 - Just In Graphics /MZ CONTF	7	12:51.467	26.836	2.740	71.21	1:48.419	2
12	81	J	11 Keo WALKER	Kawasaki NINJA 300 - Martin Wight Eleccrical	7	12:56.087	31.456	4.620	70.78	1:49.076	2
13	61	S	2 Kathryn WALKER	Kawasaki NINJA 400 - Think Bike Gear & AutoSmar	7	12:56.353	31.722	0.266	70.76	1:49.128	2
14	32	S	3 Conor MURRAY	Kawasaki NINJA 300 -	7	12:57.005	32.374	0.652	70.70	1:49.318	6
15	69	S	4 Danny HUSKINSON	Kawasaki NINJA 300 - art of racing	7	12:57.191	32.560	0.186	70.68	1:49.252	6
16	65	S	5 Konrad BREESE	Kawasaki NINJA 300 - STIHL Racing	7	13:08.302	43.671	11.111	69.68	1:50.901	3
17	70	S	6 Justin WHITE	Kawasaki NINJA 300 - Just In Graphics	7	13:23.960	59.329	15.658	68.33	1:52.430	2
18	26	S	7 Nicholas BETTRIDGE	Kawasaki NINJA 300 - Weald builders	7	13:26.448	1:01.817	2.488	68.12	1:53.404	7
19	66	S	8 Mark SMITH	Kawasaki NINJA 300 - MHP EXHAUST S	7	13:32.865	1:08.234	6.417	67.58	1:54.194	2
20	48	S	9 Kevin SABBARTON	Kawasaki NINJA 300 -	7	13:33.160	1:08.529	0.295	67.55	1:53.163	7
21	400	S	10 Stuart THURTL	Kawasaki NINJA 400 - TeamTortoise Racing	7	13:40.537	1:15.906	7.377	66.95	1:52.999	6
22	97	J	12 Ben PLATT	Kawasaki NINJA 400 - adss ltd	7	13:43.967	1:19.336	3.430	66.67	1:55.397	4
23	39	S	11 Peter PARAPANOS	Kawasaki NINJA 300 - AMR Glasgow Kawasaki	7	13:44.219	1:19.588	0.252	66.65	1:55.114	3
24	45	J	13 Jake MARSH	Kawasaki NINJA 300 - Zipped Up Racing	7	13:44.649	1:20.018	0.430	66.61	1:54.595	5
25	10	S	12 Mike BRUNSDON	Kawasaki NINJA 300 - CF Fairford	7	13:45.062	1:20.431	0.413	66.58	1:55.257	4
26	87	J	14 James CLEARY	Kawasaki NINJA 300 - Mum and Dad	7	13:47.445	1:22.814	2.383	66.39	1:55.919	5
27	58	J	15 Matthew WOOD	Kawasaki NINJA 300 -	7	13:52.694	1:28.063	5.249	65.97	1:56.322	2
28	18	J	16 George HIGGINS	Kawasaki NINJA 300 - Aztec Racing	7	14:05.502	1:40.871	12.808	64.97	1:57.821	7
29	118	J	17 Max HALL	Kawasaki NINJA 300 - Racecraft rider development	7	14:17.417	1:52.786	11.915	64.07	1:58.462	2
30	311	12s	1 Nathan-Ellis WARD	Kawasaki NINJA 300 - Zipped up racing	6	12:33.563	1 Lap	1 Lap	62.48	1:59.119	6
31	181	12s	2 Pierce REEVES	Kawasaki NINJA -	6	13:04.452	1 Lap	30.889	60.02	2:07.847	3

NOT CLASSIFIED

NS	0	S	Mark HARDY	Kawasaki NINJA 400 - me	0
NS	96	S	Giovanni BELIOSSI	Kawasaki NINJA 300 - ASR Accident Storage Reco	0
NS	88	S	David COURT	Kawasaki NINJA 300 -	0
NS	24	S	Darren STOLTON	Kawasaki NINJA 300 -	0
NS	64	J	Jamie MALIN	Kawasaki NINJA 300 -	0

FASTEST LAP

14	J	Finn SMART-WEEDEN	Kawasaki NINJA 400 - Mum and Dad	4	1:44.882	74.82 mph	120.42 kph
8	S	Phil ATKINSON	Kawasaki NINJA 300 - Rose mot centre	4	1:45.701	74.24 mph	119.49 kph
311	12s	Nathan-Ellis WARD	Kawasaki NINJA 300 - Zipped up racing	6	1:59.119	65.88 mph	106.03 kph

Class J - 92.5% of Race Speed = 68.23 mph
 Class S - 92.5% of Race Speed = 67.35 mph
 Class 12s - 92.5% of Race Speed = 57.79 mph

Cadwell Park: 2.1800 miles
 Race Distance: 7 Laps / 15.26 miles
 Start: 16:56 Flag 17:09 End: 17:11

Weather / Track : Cloudy / Dry

These results are provisional until the conclusion of any judicial and technical matters.

Clerk Of Course :	Stewards :	Timekeeper : Sarah Evans
-------------------	------------	--------------------------

Results can be found at www.tsl-timing.com

Printed - 17:13 Sunday, 27 June 2021



BMCRC - MRO Championships 2021 - Rnd 3 @ Cadwell Park

ACU Team Green Junior Cup & Senior 300

RACE 17 - LAP CHART

LAP 1 @ 16:58:32.368

NO	BEHIND	LAP TIME
14		1:50.943
30	0.829	1:51.772
19	2.204	1:53.147
31	2.293	1:53.236
196	2.756	1:53.699
50	3.732	1:54.675
8	4.077	1:55.020
777	4.404	1:55.347
77	5.518	1:56.461
34	5.652	1:56.595
60	5.817	1:56.760
61	6.606	1:57.549
81	7.270	1:58.213
69	7.526	1:58.469
32	7.848	1:58.791
65	8.723	1:59.666
70	9.656	2:00.599
66	10.489	2:01.432
26	11.268	2:02.211
97	14.826	2:05.769
48	15.202	2:06.145
400	15.479	2:06.422
39	15.606	2:06.549
10	16.008	2:06.951
87	16.797	2:07.740
18	18.356	2:09.299
45	18.423	2:09.366
58	19.073	2:10.016
118	19.859	2:10.802
311	20.627	2:11.570
181	27.819	2:18.762

LAP 2 @ 17:00:18.299

NO	BEHIND	LAP TIME
14		1:45.931
30	0.617	1:45.719
31	2.433	1:46.071
19	2.503	1:46.230
196	3.316	1:46.491
50	4.099	1:46.298
8	5.207	1:47.061
777	5.528	1:47.055
60	7.674	1:47.788
77	8.006	1:48.419
34	8.428	1:48.707
61	9.803	1:49.128
81	10.415	1:49.076
69	11.153	1:49.558
32	11.962	1:50.045
65	13.785	1:50.993
70	16.155	1:52.430
66	18.752	1:54.194
26	19.511	1:54.174
48	26.336	1:57.065
97	26.382	1:57.487
400	26.799	1:57.251
10	27.407	1:57.330
39	27.508	1:57.833
87	28.673	1:57.807
58	29.464	1:56.322
45	29.995	1:57.503
118	32.390	1:58.462

18	36.600	2:04.175
181	52.637	2:10.749
311	55.134	2:20.438

LAP 3 @ 17:02:03.541

NO	BEHIND	LAP TIME
14		1:45.242
30	0.861	1:45.486
19	3.399	1:46.138
31	3.500	1:46.309
196	4.206	1:46.132
8	6.430	1:46.465
50	6.585	1:47.728
777	7.486	1:47.200
60	9.942	1:47.510
77	11.848	1:49.084
34	11.925	1:48.739
81	15.005	1:49.832
61	15.140	1:50.579
69	15.632	1:49.721
32	16.358	1:49.638
65	19.444	1:50.901
70	24.692	1:53.779
66	29.072	1:55.562
26	29.368	1:55.099
48	36.496	1:55.402
97	37.155	1:56.015
39	37.380	1:55.114
400	37.783	1:56.226
10	38.277	1:56.112
87	40.011	1:56.580
45	40.917	1:56.164
58	41.690	1:57.468
118	47.952	2:00.804
18	50.189	1:58.831
311	1:13.096	2:03.204
181	1:15.242	2:07.847

LAP 4 @ 17:03:48.423

NO	BEHIND	LAP TIME
14		1:44.882
30	1.526	1:45.547
31	4.214	1:45.596
19	4.343	1:45.826
196	5.341	1:46.017
8	7.249	1:45.701
50	8.394	1:46.691
777	8.813	1:46.209
60	13.472	1:48.412
34	14.766	1:47.723
77	16.235	1:49.269
61	19.797	1:49.539
69	20.348	1:49.598
81	20.742	1:50.619
32	21.272	1:49.796
65	25.885	1:51.323
70	34.247	1:54.437
26	38.917	1:54.431
66	39.575	1:55.385
48	45.943	1:54.329
97	47.670	1:55.397
39	47.855	1:55.357
400	48.161	1:55.260
10	48.652	1:55.257

45	51.332	1:55.297
87	52.146	1:57.017
58	53.769	1:56.961
18	1:03.881	1:58.574
118	1:03.938	2:00.868
311	1:27.594	1:59.380
181	1:38.989	2:08.629

LAP 5 @ 17:05:33.980

NO	BEHIND	LAP TIME
14		1:45.557
30	1.488	1:45.519
31	4.559	1:45.902
19	4.620	1:45.834
196	5.197	1:45.413
8	7.836	1:46.144
50	9.851	1:47.014
777	10.231	1:46.975
60	16.473	1:48.558
34	18.243	1:49.034
77	20.380	1:49.702
61	23.814	1:49.574
69	24.084	1:49.293
81	24.354	1:49.169
32	25.122	1:49.407
65	31.959	1:51.631
70	42.917	1:54.227
26	46.917	1:53.557
66	48.894	1:54.876
48	53.975	1:53.589
400	58.236	1:55.632
97	58.588	1:56.475
39	58.820	1:56.522
10	59.607	1:56.512
45	1:00.370	1:54.595
87	1:02.508	1:55.919
58	1:04.778	1:56.566
18	1:16.251	1:57.927
118	1:18.741	2:00.360
311	1:41.889	1:59.852

LAP 6 @ 17:07:20.120

NO	BEHIND	LAP TIME
14		1:46.140
30	0.684	1:45.336
19	5.091	1:46.611
31	5.134	1:46.715
196	5.820	1:46.763
8	8.673	1:46.977
50	11.713	1:48.002
777	11.868	1:47.777
181	1 Lap	2:10.000
60	18.202	1:47.869
34	21.088	1:48.985
77	23.776	1:49.536
69	27.196	1:49.252
61	27.337	1:49.663
81	27.675	1:49.461
32	28.300	1:49.318
65	37.005	1:51.186
70	50.900	1:54.123
26	54.349	1:53.572
66	58.425	1:55.671
48	1:01.302	1:53.467

400	1:05.095	1:52.999
97	1:08.517	1:56.069
39	1:08.694	1:56.014
45	1:09.542	1:55.312
10	1:10.060	1:56.593
87	1:12.618	1:56.250
58	1:16.882	1:58.244
18	1:28.986	1:58.875
118	1:35.606	2:03.005

LAP 7 @ 17:09:06.056

NO	BEHIND	LAP TIME
14		1:45.936
30	0.454	1:45.706
19	6.013	1:46.858
31	6.154	1:46.956
196	6.272	1:46.388
311	1 Lap	1:59.119
8	9.760	1:47.023
50	12.928	1:47.151
777	13.298	1:47.366
60	20.149	1:47.883
34	24.096	1:48.944
77	26.836	1:48.996
81	31.456	1:49.717
61	31.722	1:50.321
32	32.374	1:50.010
69	32.560	1:51.300
181	1 Lap	2:08.465
65	43.671	1:52.602
70	59.329	1:54.365
26	1:01.817	1:53.404
66	1:08.234	1:55.745
48	1:08.529	1:53.163
400	1:15.906	1:56.747
97	1:19.336	1:56.755
39	1:19.588	1:56.830
45	1:20.018	1:56.412
10	1:20.431	1:56.307
87	1:22.814	1:56.132
58	1:28.063	1:57.117
18	1:40.871	1:57.821
118	1:52.786	2:03.116

Weather / Track : Cloudy / Dry

Cadwell Park
Circuit Length = 2.1800 miles
Start: 16:56 Flag 17:09 End: 17:11

Results can be found at www.tsl-timing.com

Printed - 17:14 Sunday, 27 June 2021

BMCRC - MRO Championships 2021 - Rnd 3 @ Cadwell Park

ACU Team Green Junior Cup & Senior 300

RACE 17 - SECTOR ANALYSIS



SECTOR 1 = FL to I1, SECTOR 2 = I1 to FL, DIFF = Difference To Personal Best Lap, P = Crossed Finish Line in Pit Lane, D = Time Disallowed

P1 14 J Finn SMART-WEEDEN		Kawasaki NINJA 400 - Mum and Dad				
IDEAL LAP TIME : 1:44.882		BEST LAP TIME : 1:44.882		DIFFERENCE : 0.000		
LAP	SECTOR 1	SECTOR 2	LAP TIME	MPH	DIFF	TIME OF DAY
1 -		43.967	1:50.943	70.73	6.061	16:58:32.368
2 -	1:02.125	43.806	1:45.931	74.08	1.049	17:00:18.299
3 -	1:01.792	43.450	1:45.242 (2)	74.57	0.360	17:02:03.541
4 -	1:01.560	43.322	1:44.882 (1)	74.82		17:03:48.423
5 -	1:02.086	43.471	1:45.557 (3)	74.34	0.675	17:05:33.980
6 -	1:02.205	43.935	1:46.140	73.94	1.258	17:07:20.120
7 -	1:01.983	43.953	1:45.936	74.08	1.054	17:09:06.056

P2 30 J Owen MELLOR		Kawasaki NINJA 300 - Team Mellor Racing				
IDEAL LAP TIME : 1:45.169		BEST LAP TIME : 1:45.336		DIFFERENCE : 0.167		
LAP	SECTOR 1	SECTOR 2	LAP TIME	MPH	DIFF	TIME OF DAY
1 -		43.970	1:51.772	70.21	6.436	16:58:33.197
2 -	1:02.060	43.659	1:45.719	74.23	0.383	17:00:18.916
3 -	1:01.897	43.589	1:45.486 (2)	74.39	0.150	17:02:04.402
4 -	1:02.141	43.406	1:45.547	74.35	0.211	17:03:49.949
5 -	1:02.241	43.278	1:45.519 (3)	74.37	0.183	17:05:35.468
6 -	1:02.064	43.272	1:45.336 (1)	74.50		17:07:20.804
7 -	1:02.422	43.284	1:45.706	74.24	0.370	17:09:06.510

P3 19 J James O'MARA		Kawasaki NINJA 300 - BRP Machining Ltd				
IDEAL LAP TIME : 1:45.384		BEST LAP TIME : 1:45.826		DIFFERENCE : 0.442		
LAP	SECTOR 1	SECTOR 2	LAP TIME	MPH	DIFF	TIME OF DAY
1 -		43.991	1:53.147	69.36	7.321	16:58:34.572
2 -	1:02.886	43.344	1:46.230	73.87	0.404	17:00:20.802
3 -	1:02.449	43.689	1:46.138 (3)	73.94	0.312	17:02:06.940
4 -	1:02.485	43.341	1:45.826 (1)	74.16		17:03:52.766
5 -	1:02.043	43.791	1:45.834 (2)	74.15	0.008	17:05:38.600
6 -	1:02.809	43.802	1:46.611	73.61	0.785	17:07:25.211
7 -	1:02.837	44.021	1:46.858	73.44	1.032	17:09:12.069

P4 31 J Dylan MELLOR		Kawasaki NINJA 300 - Team Mellor Racing				
IDEAL LAP TIME : 1:45.452		BEST LAP TIME : 1:45.596		DIFFERENCE : 0.144		
LAP	SECTOR 1	SECTOR 2	LAP TIME	MPH	DIFF	TIME OF DAY
1 -		43.710	1:53.236	69.30	7.640	16:58:34.661
2 -	1:02.359	43.712	1:46.071 (3)	73.98	0.475	17:00:20.732
3 -	1:02.718	43.591	1:46.309	73.82	0.713	17:02:07.041
4 -	1:02.091	43.505	1:45.596 (1)	74.32		17:03:52.637
5 -	1:01.947	43.955	1:45.902 (2)	74.10	0.306	17:05:38.539
6 -	1:02.724	43.991	1:46.715	73.54	1.119	17:07:25.254
7 -	1:02.947	44.009	1:46.956	73.37	1.360	17:09:12.210

P5 196 J Jack KIRSCH		Kawasaki NINJA 400 - Core Formwork				
IDEAL LAP TIME : 1:45.413		BEST LAP TIME : 1:45.413		DIFFERENCE : 0.000		
LAP	SECTOR 1	SECTOR 2	LAP TIME	MPH	DIFF	TIME OF DAY
1 -		44.054	1:53.699	69.02	8.286	16:58:35.124
2 -	1:02.335	44.156	1:46.491	73.69	1.078	17:00:21.615
3 -	1:02.059	44.073	1:46.132 (3)	73.94	0.719	17:02:07.747
4 -	1:01.916	44.101	1:46.017 (2)	74.02	0.604	17:03:53.764
5 -	1:01.712	43.701	1:45.413 (1)	74.45		17:05:39.177
6 -	1:02.489	44.274	1:46.763	73.50	1.350	17:07:25.940
7 -	1:02.384	44.004	1:46.388	73.76	0.975	17:09:12.328

Weather / Track : Cloudy / Dry

Cadwell Park
 Circuit Length = 2.1800 miles
 Start: 16:56 Flag 17:09 End: 17:11

BMCRC - MRO Championships 2021 - Rnd 3 @ Cadwell Park

ACU Team Green Junior Cup & Senior 300

RACE 17 - SECTOR ANALYSIS



SECTOR 1 = FL to I1, SECTOR 2 = I1 to FL, DIFF = Difference To Personal Best Lap, P = Crossed Finish Line in Pit Lane, D = Time Disallowed

P6		8 S		Phil ATKINSON		Kawasaki NINJA 300 - Rose mot centre	
IDEAL LAP TIME : 1:45.701		BEST LAP TIME : 1:45.701		DIFFERENCE : 0.000			
LAP	SECTOR 1	SECTOR 2	LAP TIME	MPH	DIFF	TIME OF DAY	
1 -		44.686	1:55.020	68.23	9.319	16:58:36.445	
2 -	1:03.029	44.032	1:47.061	73.30	1.360	17:00:23.506	
3 -	1:02.239	44.226	1:46.465 (3)	73.71	0.764	17:02:09.971	
4 -	1:02.081	43.620	1:45.701 (1)	74.24		17:03:55.672	
5 -	1:02.513	43.631	1:46.144 (2)	73.93	0.443	17:05:41.816	
6 -	1:02.722	44.255	1:46.977	73.36	1.276	17:07:28.793	
7 -	1:02.830	44.193	1:47.023	73.33	1.322	17:09:15.816	

P7		50 J		Fred McMULLAN		Kawasaki NINJA 300 - Orwell motorcycles Ipswich	
IDEAL LAP TIME : 1:46.298		BEST LAP TIME : 1:46.298		DIFFERENCE : 0.000			
LAP	SECTOR 1	SECTOR 2	LAP TIME	MPH	DIFF	TIME OF DAY	
1 -		44.591	1:54.675	68.43	8.377	16:58:36.100	
2 -	1:01.882	44.416	1:46.298 (1)	73.83		17:00:22.398	
3 -	1:02.537	45.191	1:47.728	72.85	1.430	17:02:10.126	
4 -	1:02.198	44.493	1:46.691 (2)	73.55	0.393	17:03:56.817	
5 -	1:02.055	44.959	1:47.014 (3)	73.33	0.716	17:05:43.831	
6 -	1:02.421	45.581	1:48.002	72.66	1.704	17:07:31.833	
7 -	1:02.467	44.684	1:47.151	73.24	0.853	17:09:18.984	

P8		777 J		Maximus HARDY		Kawasaki NINJA 400 - DAD	
IDEAL LAP TIME : 1:45.908		BEST LAP TIME : 1:46.209		DIFFERENCE : 0.301			
LAP	SECTOR 1	SECTOR 2	LAP TIME	MPH	DIFF	TIME OF DAY	
1 -		44.870	1:55.347	68.03	9.138	16:58:36.772	
2 -	1:02.609	44.446	1:47.055 (3)	73.30	0.846	17:00:23.827	
3 -	1:02.591	44.609	1:47.200	73.20	0.991	17:02:11.027	
4 -	1:01.846	44.363	1:46.209 (1)	73.89		17:03:57.236	
5 -	1:02.913	44.062	1:46.975 (2)	73.36	0.766	17:05:44.211	
6 -	1:02.264	45.513	1:47.777	72.81	1.568	17:07:31.988	
7 -	1:02.172	45.194	1:47.366	73.09	1.157	17:09:19.354	

P9		60 J		Lennon DOCHERTY		Kawasaki NINJA 300 - Doc Fit Training	
IDEAL LAP TIME : 1:47.412		BEST LAP TIME : 1:47.510		DIFFERENCE : 0.098			
LAP	SECTOR 1	SECTOR 2	LAP TIME	MPH	DIFF	TIME OF DAY	
1 -		45.787	1:56.760	67.21	9.250	16:58:38.185	
2 -	1:02.970	44.818	1:47.788 (2)	72.81	0.278	17:00:25.973	
3 -	1:02.823	44.687	1:47.510 (1)	72.99		17:02:13.483	
4 -	1:03.262	45.150	1:48.412	72.39	0.902	17:04:01.895	
5 -	1:03.887	44.671	1:48.558	72.29	1.048	17:05:50.453	
6 -	1:03.280	44.589	1:47.869 (3)	72.75	0.359	17:07:38.322	
7 -	1:03.160	44.723	1:47.883	72.74	0.373	17:09:26.205	

P10		34 J		Oliver ARBON		Kawasaki NINJA 400 - tt plumbing and heating	
IDEAL LAP TIME : 1:47.557		BEST LAP TIME : 1:47.723		DIFFERENCE : 0.166			
LAP	SECTOR 1	SECTOR 2	LAP TIME	MPH	DIFF	TIME OF DAY	
1 -		45.769	1:56.595	67.31	8.872	16:58:38.020	
2 -	1:03.743	44.964	1:48.707 (2)	72.19	0.984	17:00:26.727	
3 -	1:03.002	45.737	1:48.739 (3)	72.17	1.016	17:02:15.466	
4 -	1:02.754	44.969	1:47.723 (1)	72.85		17:04:03.189	
5 -	1:04.231	44.803	1:49.034	71.97	1.311	17:05:52.223	
6 -	1:04.094	44.891	1:48.985	72.01	1.262	17:07:41.208	
7 -	1:03.990	44.954	1:48.944	72.03	1.221	17:09:30.152	

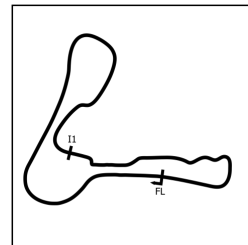
Weather / Track : Cloudy / Dry

Cadwell Park
 Circuit Length = 2.1800 miles
 Start: 16:56 Flag 17:09 End: 17:11

BMCRC - MRO Championships 2021 - Rnd 3 @ Cadwell Park

ACU Team Green Junior Cup & Senior 300

RACE 17 - SECTOR ANALYSIS



SECTOR 1 = FL to I1, SECTOR 2 = I1 to FL, DIFF = Difference To Personal Best Lap, P = Crossed Finish Line in Pit Lane, D = Time Disallowed

P11 77 J		Joe WHITE		Kawasaki NINJA 300 - Just In Graphics /MZ CONTRACTS/ Silver		
IDEAL LAP TIME : 1:48.305		BEST LAP TIME : 1:48.419		DIFFERENCE : 0.114		
LAP	SECTOR 1	SECTOR 2	LAP TIME	MPH	DIFF	TIME OF DAY
1 -		45.767	1:56.461	67.38	8.042	16:58:37.886
2 -	1:02.538	45.881	1:48.419 (1)	72.38		17:00:26.305
3 -	1:03.220	45.864	1:49.084 (3)	71.94	0.665	17:02:15.389
4 -	1:03.261	46.008	1:49.269	71.82	0.850	17:04:04.658
5 -	1:03.802	45.900	1:49.702	71.53	1.283	17:05:54.360
6 -	1:03.402	46.134	1:49.536	71.64	1.117	17:07:43.896
7 -	1:03.030	45.966	1:48.996 (2)	72.00	0.577	17:09:32.892

P12 81 J		Keo WALKER		Kawasaki NINJA 300 - Martin Wight Electrical		
IDEAL LAP TIME : 1:49.076		BEST LAP TIME : 1:49.076		DIFFERENCE : 0.000		
LAP	SECTOR 1	SECTOR 2	LAP TIME	MPH	DIFF	TIME OF DAY
1 -		46.853	1:58.213	66.38	9.137	16:58:39.638
2 -	1:03.725	45.351	1:49.076 (1)	71.95		17:00:28.714
3 -	1:04.151	45.681	1:49.832	71.45	0.756	17:02:18.546
4 -	1:04.637	45.982	1:50.619	70.94	1.543	17:04:09.165
5 -	1:03.803	45.366	1:49.169 (2)	71.88	0.093	17:05:58.334
6 -	1:03.921	45.540	1:49.461 (3)	71.69	0.385	17:07:47.795
7 -	1:03.832	45.885	1:49.717	71.53	0.641	17:09:37.512

P13 61 S		Kathryn WALKER		Kawasaki NINJA 400 - Think Bike Gear & AutoSmart Preston		
IDEAL LAP TIME : 1:49.119		BEST LAP TIME : 1:49.128		DIFFERENCE : 0.009		
LAP	SECTOR 1	SECTOR 2	LAP TIME	MPH	DIFF	TIME OF DAY
1 -		46.599	1:57.549	66.76	8.421	16:58:38.974
2 -	1:03.675	45.453	1:49.128 (1)	71.91		17:00:28.102
3 -	1:04.962	45.617	1:50.579	70.97	1.451	17:02:18.681
4 -	1:04.083	45.456	1:49.539 (2)	71.64	0.411	17:04:08.220
5 -	1:04.130	45.444	1:49.574 (3)	71.62	0.446	17:05:57.794
6 -	1:04.148	45.515	1:49.663	71.56	0.535	17:07:47.457
7 -	1:04.802	45.519	1:50.321	71.13	1.193	17:09:37.778

P14 32 S		Conor MURRAY		Kawasaki NINJA 300 -		
IDEAL LAP TIME : 1:48.994		BEST LAP TIME : 1:49.318		DIFFERENCE : 0.324		
LAP	SECTOR 1	SECTOR 2	LAP TIME	MPH	DIFF	TIME OF DAY
1 -		45.913	1:58.791	66.06	9.473	16:58:40.216
2 -	1:04.295	45.750	1:50.045	71.31	0.727	17:00:30.261
3 -	1:04.149	45.489	1:49.638 (3)	71.58	0.320	17:02:19.899
4 -	1:03.848	45.948	1:49.796	71.47	0.478	17:04:09.695
5 -	1:03.796	45.611	1:49.407 (2)	71.73	0.089	17:05:59.102
6 -	1:03.505	45.813	1:49.318 (1)	71.79		17:07:48.420
7 -	1:04.040	45.970	1:50.010	71.33	0.692	17:09:38.430

P15 69 S		Danny HUSKINSON		Kawasaki NINJA 300 - art of racing		
IDEAL LAP TIME : 1:49.085		BEST LAP TIME : 1:49.252		DIFFERENCE : 0.167		
LAP	SECTOR 1	SECTOR 2	LAP TIME	MPH	DIFF	TIME OF DAY
1 -		46.754	1:58.469	66.24	9.217	16:58:39.894
2 -	1:03.914	45.644	1:49.558 (3)	71.63	0.306	17:00:29.452
3 -	1:03.846	45.875	1:49.721	71.52	0.469	17:02:19.173
4 -	1:03.877	45.721	1:49.598	71.60	0.346	17:04:08.771
5 -	1:03.748	45.545	1:49.293 (2)	71.80	0.041	17:05:58.064
6 -	1:03.540	45.712	1:49.252 (1)	71.83		17:07:47.316
7 -	1:03.982	47.318	1:51.300	70.51	2.048	17:09:38.616

Weather / Track : Cloudy / Dry

Cadwell Park
Circuit Length = 2.1800 miles
Start: 16:56 Flag 17:09 End: 17:11

BMCRC - MRO Championships 2021 - Rnd 3 @ Cadwell Park

ACU Team Green Junior Cup & Senior 300

RACE 17 - SECTOR ANALYSIS



SECTOR 1 = FL to I1, SECTOR 2 = I1 to FL, DIFF = Difference To Personal Best Lap, P = Crossed Finish Line in Pit Lane, D = Time Disallowed

P16 65 S		Konrad BREESE		Kawasaki NINJA 300 - STIHL Racing		
IDEAL LAP TIME : 1:50.613		BEST LAP TIME : 1:50.901		DIFFERENCE : 0.288		
LAP	SECTOR 1	SECTOR 2	LAP TIME	MPH	DIFF	TIME OF DAY
1 -		46.516	1:59.666	65.58	8.765	16:58:41.091
2 -	1:04.421	46.572	1:50.993 (2)	70.70	0.092	17:00:32.084
3 -	1:04.323	46.578	1:50.901 (1)	70.76		17:02:22.985
4 -	1:04.717	46.606	1:51.323	70.49	0.422	17:04:14.308
5 -	1:04.870	46.761	1:51.631	70.30	0.730	17:06:05.939
6 -	1:04.896	46.290	1:51.186 (3)	70.58	0.285	17:07:57.125
7 -	1:05.060	47.542	1:52.602	69.69	1.701	17:09:49.727

P17 70 S		Justin WHITE		Kawasaki NINJA 300 - Just In Graphics		
IDEAL LAP TIME : 1:51.902		BEST LAP TIME : 1:52.430		DIFFERENCE : 0.528		
LAP	SECTOR 1	SECTOR 2	LAP TIME	MPH	DIFF	TIME OF DAY
1 -		46.823	2:00.599	65.07	8.169	16:58:42.024
2 -	1:05.079	47.351	1:52.430 (1)	69.80		17:00:34.454
3 -	1:05.994	47.785	1:53.779 (2)	68.97	1.349	17:02:28.233
4 -	1:06.784	47.653	1:54.437	68.57	2.007	17:04:22.670
5 -	1:06.722	47.505	1:54.227	68.70	1.797	17:06:16.897
6 -	1:06.908	47.215	1:54.123 (3)	68.76	1.693	17:08:11.020
7 -	1:06.924	47.441	1:54.365	68.62	1.935	17:10:05.385

P18 26 S		Nicholas BETTRIDGE		Kawasaki NINJA 300 - Weald builders		
IDEAL LAP TIME : 1:53.008		BEST LAP TIME : 1:53.404		DIFFERENCE : 0.396		
LAP	SECTOR 1	SECTOR 2	LAP TIME	MPH	DIFF	TIME OF DAY
1 -		47.404	2:02.211	64.21	8.807	16:58:43.636
2 -	1:07.042	47.132	1:54.174	68.73	0.770	17:00:37.810
3 -	1:06.722	48.377	1:55.099	68.18	1.695	17:02:32.909
4 -	1:07.187	47.244	1:54.431	68.58	1.027	17:04:27.340
5 -	1:06.416	47.141	1:53.557 (2)	69.11	0.153	17:06:20.897
6 -	1:06.678	46.894	1:53.572 (3)	69.10	0.168	17:08:14.469
7 -	1:06.114	47.290	1:53.404 (1)	69.20		17:10:07.873

P19 66 S		Mark SMITH		Kawasaki NINJA 300 - MHP EXHAUST'S		
IDEAL LAP TIME : 1:53.729		BEST LAP TIME : 1:54.194		DIFFERENCE : 0.465		
LAP	SECTOR 1	SECTOR 2	LAP TIME	MPH	DIFF	TIME OF DAY
1 -		47.245	2:01.432	64.62	7.238	16:58:42.857
2 -	1:06.484	47.710	1:54.194 (1)	68.72		17:00:37.051
3 -	1:07.332	48.230	1:55.562	67.91	1.368	17:02:32.613
4 -	1:07.883	47.502	1:55.385 (3)	68.01	1.191	17:04:27.998
5 -	1:07.197	47.679	1:54.876 (2)	68.31	0.682	17:06:22.874
6 -	1:07.488	48.183	1:55.671	67.84	1.477	17:08:18.545
7 -	1:08.016	47.729	1:55.745	67.80	1.551	17:10:14.290

P20 48 S		Kevin SABBARTON		Kawasaki NINJA 300 -		
IDEAL LAP TIME : 1:53.109		BEST LAP TIME : 1:53.163		DIFFERENCE : 0.054		
LAP	SECTOR 1	SECTOR 2	LAP TIME	MPH	DIFF	TIME OF DAY
1 -		49.220	2:06.145	62.21	12.982	16:58:47.570
2 -	1:07.876	49.189	1:57.065	67.04	3.902	17:00:44.635
3 -	1:06.791	48.611	1:55.402	68.00	2.239	17:02:40.037
4 -	1:06.448	47.881	1:54.329	68.64	1.166	17:04:34.366
5 -	1:05.902	47.687	1:53.589 (3)	69.09	0.426	17:06:27.955
6 -	1:05.868	47.599	1:53.467 (2)	69.16	0.304	17:08:21.422
7 -	1:05.510	47.653	1:53.163 (1)	69.35		17:10:14.585

Weather / Track : Cloudy / Dry

Cadwell Park
 Circuit Length = 2.1800 miles
 Start: 16:56 Flag 17:09 End: 17:11

BMCRC - MRO Championships 2021 - Rnd 3 @ Cadwell Park

ACU Team Green Junior Cup & Senior 300

RACE 17 - SECTOR ANALYSIS



SECTOR 1 = FL to I1, SECTOR 2 = I1 to FL, DIFF = Difference To Personal Best Lap, P = Crossed Finish Line in Pit Lane, D = Time Disallowed

P21 400 S		Stuart THURTLE		Kawasaki NINJA 400 - TeamTortoise Racing		
IDEAL LAP TIME : 1:52.999		BEST LAP TIME : 1:52.999		DIFFERENCE : 0.000		
LAP	SECTOR 1	SECTOR 2	LAP TIME	MPH	DIFF	TIME OF DAY
1 -		49.323	2:06.422	62.07	13.423	16:58:47.847
2 -	1:08.241	49.010	1:57.251	66.93	4.252	17:00:45.098
3 -	1:07.748	48.478	1:56.226	67.52	3.227	17:02:41.324
4 -	1:06.947	48.313	1:55.260 (2)	68.09	2.261	17:04:36.584
5 -	1:07.757	47.875	1:55.632 (3)	67.87	2.633	17:06:32.216
6 -	1:06.051	46.948	1:52.999 (1)	69.45		17:08:25.215
7 -	1:08.427	48.320	1:56.747	67.22	3.748	17:10:21.962

P22 97 J		Ben PLATT		Kawasaki NINJA 400 - adss ltd		
IDEAL LAP TIME : 1:55.397		BEST LAP TIME : 1:55.397		DIFFERENCE : 0.000		
LAP	SECTOR 1	SECTOR 2	LAP TIME	MPH	DIFF	TIME OF DAY
1 -		49.036	2:05.769	62.40	10.372	16:58:47.194
2 -	1:08.847	48.640	1:57.487	66.79	2.090	17:00:44.681
3 -	1:07.542	48.473	1:56.015 (2)	67.64	0.618	17:02:40.696
4 -	1:07.045	48.352	1:55.397 (1)	68.00		17:04:36.093
5 -	1:08.056	48.419	1:56.475	67.37	1.078	17:06:32.568
6 -	1:07.576	48.493	1:56.069 (3)	67.61	0.672	17:08:28.637
7 -	1:08.359	48.396	1:56.755	67.21	1.358	17:10:25.392

P23 39 S		Peter PARAPANOS		Kawasaki NINJA 300 - AMR Glasgow Kawasaki		
IDEAL LAP TIME : 1:55.068		BEST LAP TIME : 1:55.114		DIFFERENCE : 0.046		
LAP	SECTOR 1	SECTOR 2	LAP TIME	MPH	DIFF	TIME OF DAY
1 -		49.037	2:06.549	62.01	11.435	16:58:47.974
2 -	1:08.757	49.076	1:57.833	66.60	2.719	17:00:45.807
3 -	1:06.884	48.230	1:55.114 (1)	68.17		17:02:40.921
4 -	1:07.034	48.323	1:55.357 (2)	68.03	0.243	17:04:36.278
5 -	1:08.338	48.184	1:56.522	67.35	1.408	17:06:32.800
6 -	1:07.437	48.577	1:56.014 (3)	67.64	0.900	17:08:28.814
7 -	1:08.359	48.471	1:56.830	67.17	1.716	17:10:25.644

P24 45 J		Jake MARSH		Kawasaki NINJA 300 - Zipped Up Racing		
IDEAL LAP TIME : 1:54.595		BEST LAP TIME : 1:54.595		DIFFERENCE : 0.000		
LAP	SECTOR 1	SECTOR 2	LAP TIME	MPH	DIFF	TIME OF DAY
1 -		49.679	2:09.366	60.66	14.771	16:58:50.791
2 -	1:08.693	48.810	1:57.503	66.79	2.908	17:00:48.294
3 -	1:07.573	48.591	1:56.164	67.56	1.569	17:02:44.458
4 -	1:07.323	47.974	1:55.297 (2)	68.06	0.702	17:04:39.755
5 -	1:07.047	47.548	1:54.595 (1)	68.48		17:06:34.350
6 -	1:07.399	47.913	1:55.312 (3)	68.05	0.717	17:08:29.662
7 -	1:07.775	48.637	1:56.412	67.41	1.817	17:10:26.074

P25 10 S		Mike BRUNSDON		Kawasaki NINJA 300 - CF Fairford		
IDEAL LAP TIME : 1:55.257		BEST LAP TIME : 1:55.257		DIFFERENCE : 0.000		
LAP	SECTOR 1	SECTOR 2	LAP TIME	MPH	DIFF	TIME OF DAY
1 -		49.208	2:06.951	61.81	11.694	16:58:48.376
2 -	1:08.455	48.875	1:57.330	66.88	2.073	17:00:45.706
3 -	1:07.607	48.505	1:56.112 (2)	67.59	0.855	17:02:41.818
4 -	1:07.446	47.811	1:55.257 (1)	68.09		17:04:37.075
5 -	1:07.862	48.650	1:56.512	67.35	1.255	17:06:33.587
6 -	1:07.633	48.960	1:56.593	67.31	1.336	17:08:30.180
7 -	1:08.057	48.250	1:56.307 (3)	67.47	1.050	17:10:26.487

Weather / Track : Cloudy / Dry

Cadwell Park
 Circuit Length = 2.1800 miles
 Start: 16:56 Flag 17:09 End: 17:11

BMCRC - MRO Championships 2021 - Rnd 3 @ Cadwell Park

ACU Team Green Junior Cup & Senior 300

RACE 17 - SECTOR ANALYSIS



SECTOR 1 = FL to I1, SECTOR 2 = I1 to FL, DIFF = Difference To Personal Best Lap, P = Crossed Finish Line in Pit Lane, D = Time Disallowed

P26 87 J James CLEARY		Kawasaki NINJA 300 - Mum and Dad				
IDEAL LAP TIME : 1:55.706		BEST LAP TIME : 1:55.919		DIFFERENCE : 0.213		
LAP	SECTOR 1	SECTOR 2	LAP TIME	MPH	DIFF	TIME OF DAY
1 -		49.237	2:07.740	61.43	11.821	16:58:49.165
2 -	1:08.802	49.005	1:57.807	66.61	1.888	17:00:46.972
3 -	1:08.430	48.150	1:56.580	67.31	0.661	17:02:43.552
4 -	1:08.864	48.153	1:57.017	67.06	1.098	17:04:40.569
5 -	1:08.075	47.844	1:55.919 (1)	67.70		17:06:36.488
6 -	1:08.333	47.917	1:56.250 (3)	67.51	0.331	17:08:32.738
7 -	1:08.501	47.631	1:56.132 (2)	67.57	0.213	17:10:28.870

P27 58 J Matthew WOOD		Kawasaki NINJA 300 -				
IDEAL LAP TIME : 1:56.093		BEST LAP TIME : 1:56.322		DIFFERENCE : 0.229		
LAP	SECTOR 1	SECTOR 2	LAP TIME	MPH	DIFF	TIME OF DAY
1 -		49.963	2:10.016	60.36	13.694	16:58:51.441
2 -	1:07.841	48.481	1:56.322 (1)	67.46		17:00:47.763
3 -	1:07.612	49.856	1:57.468	66.81	1.146	17:02:45.231
4 -	1:08.196	48.765	1:56.961 (3)	67.09	0.639	17:04:42.192
5 -	1:07.913	48.653	1:56.566 (2)	67.32	0.244	17:06:38.758
6 -	1:09.227	49.017	1:58.244	66.37	1.922	17:08:37.002
7 -	1:08.387	48.730	1:57.117	67.01	0.795	17:10:34.119

P28 18 J George HIGGINS		Kawasaki NINJA 300 - Aztec Racing				
IDEAL LAP TIME : 1:57.623		BEST LAP TIME : 1:57.821		DIFFERENCE : 0.198		
LAP	SECTOR 1	SECTOR 2	LAP TIME	MPH	DIFF	TIME OF DAY
1 -		49.847	2:09.299	60.69	11.478	16:58:50.724
2 -	1:14.387	49.788	2:04.175	63.20	6.354	17:00:54.899
3 -	1:09.712	49.119	1:58.831	66.04	1.010	17:02:53.730
4 -	1:09.273	49.301	1:58.574 (3)	66.18	0.753	17:04:52.304
5 -	1:08.766	49.161	1:57.927 (2)	66.55	0.106	17:06:50.231
6 -	1:09.409	49.466	1:58.875	66.01	1.054	17:08:49.106
7 -	1:08.504	49.317	1:57.821 (1)	66.61		17:10:46.927

P29 118 J Max HALL		Kawasaki NINJA 300 - Racecraft rider development				
IDEAL LAP TIME : 1:58.462		BEST LAP TIME : 1:58.462		DIFFERENCE : 0.000		
LAP	SECTOR 1	SECTOR 2	LAP TIME	MPH	DIFF	TIME OF DAY
1 -		50.248	2:10.802	59.99	12.340	16:58:52.227
2 -	1:09.226	49.236	1:58.462 (1)	66.24		17:00:50.689
3 -	1:10.522	50.282	2:00.804 (3)	64.96	2.342	17:02:51.493
4 -	1:10.939	49.929	2:00.868	64.93	2.406	17:04:52.361
5 -	1:10.482	49.878	2:00.360 (2)	65.20	1.898	17:06:52.721
6 -	1:12.036	50.969	2:03.005	63.80	4.543	17:08:55.726
7 -	1:11.957	51.159	2:03.116	63.74	4.654	17:10:58.842

P30 311 12s Nathan-Ellis WARD		Kawasaki NINJA 300 - Zipped up racing				
IDEAL LAP TIME : 1:58.656		BEST LAP TIME : 1:59.119		DIFFERENCE : 0.463		
LAP	SECTOR 1	SECTOR 2	LAP TIME	MPH	DIFF	TIME OF DAY
1 -		50.612	2:11.570	59.64	12.451	16:58:52.995
2 -	1:28.812	51.626	2:20.438	55.88	21.319	17:01:13.433
3 -	1:12.973	50.231	2:03.204	63.69	4.085	17:03:16.637
4 -	1:10.233	49.147	1:59.380 (2)	65.74	0.261	17:05:16.017
5 -	1:10.377	49.475	1:59.852 (3)	65.48	0.733	17:07:15.869
6 -	1:09.509	49.610	1:59.119 (1)	65.88		17:09:14.988

Weather / Track : Cloudy / Dry

Cadwell Park
 Circuit Length = 2.1800 miles
 Start: 16:56 Flag 17:09 End: 17:11

BMCRC - MRO Championships 2021 - Rnd 3 @ Cadwell Park

ACU Team Green Junior Cup & Senior 300

RACE 17 - SECTOR ANALYSIS



SECTOR 1 = FL to I1, SECTOR 2 = I1 to FL, DIFF = Difference To Personal Best Lap, P = Crossed Finish Line in Pit Lane, D = Time Disallowed

P31 181 12s		Pierce REEVES		Kawasaki NINJA -			
IDEAL LAP TIME : 2:07.501		BEST LAP TIME : 2:07.847		DIFFERENCE : 0.346			
LAP	SECTOR 1	SECTOR 2	LAP TIME	MPH	DIFF	TIME OF DAY	
1 -		53.483	2:18.762	56.55	10.915	16:59:00.187	
2 -	1:17.800	52.949	2:10.749	60.02	2.902	17:01:10.936	
3 -	1:15.550	52.297	2:07.847 (1)	61.38		17:03:18.783	
4 -	1:15.833	52.796	2:08.629 (3)	61.01	0.782	17:05:27.412	
5 -	1:16.097	53.903	2:10.000	60.36	2.153	17:07:37.412	
6 -	1:15.204	53.261	2:08.465 (2)	61.09	0.618	17:09:45.877	

BMCRC - MRO Championships 2021 - Rnd 3 @ Cadwell Park

ACU Team Green Junior Cup & Senior 300

RACE 17 - BEST SECTORS

SECTOR 1				SECTOR 2				IDEAL / BEST COMPARISON				
POS	NO	NAME	TIME	NO	NAME	TIME	POS	NO	NAME	IDEAL	BEST	DIFF
									PERFECT LAP	1:44.832		
1	14	SMART-WEEDEN	1:01.560	30	MELLOR	43.272	1	14	SMART-WEEDEN	1:44.882	1:44.882	0.000
2	196	KIRSCH	1:01.712	14	SMART-WEEDEN	43.322	2	30	MELLOR	1:45.169	1:45.336	0.167
3	777	HARDY	1:01.846	19	O'MARA	43.341	3	19	O'MARA	1:45.384	1:45.826	0.442
4	50	McMULLAN	1:01.882	31	MELLOR	43.505	4	196	KIRSCH	1:45.413	1:45.413	0.000
5	30	MELLOR	1:01.897	8	ATKINSON	43.620	5	31	MELLOR	1:45.452	1:45.596	0.144
6	31	MELLOR	1:01.947	196	KIRSCH	43.701	6	8	ATKINSON	1:45.701	1:45.701	0.000
7	19	O'MARA	1:02.043	777	HARDY	44.062	7	777	HARDY	1:45.908	1:46.209	0.301
8	8	ATKINSON	1:02.081	50	McMULLAN	44.416	8	50	McMULLAN	1:46.298	1:46.298	0.000
9	77	WHITE	1:02.538	60	DOCHERTY	44.589	9	60	DOCHERTY	1:47.412	1:47.510	0.098
10	34	ARBON	1:02.754	34	ARBON	44.803	10	34	ARBON	1:47.557	1:47.723	0.166
11	60	DOCHERTY	1:02.823	81	WALKER	45.351	11	77	WHITE	1:48.305	1:48.419	0.114
12	32	MURRAY	1:03.505	61	WALKER	45.444	12	32	MURRAY	1:48.994	1:49.318	0.324
13	69	HUSKINSON	1:03.540	32	MURRAY	45.489	13	81	WALKER	1:49.076	1:49.076	0.000
14	61	WALKER	1:03.675	69	HUSKINSON	45.545	14	69	HUSKINSON	1:49.085	1:49.252	0.167
15	81	WALKER	1:03.725	77	WHITE	45.767	15	61	WALKER	1:49.119	1:49.128	0.009
16	65	BREESE	1:04.323	65	BREESE	46.290	16	65	BREESE	1:50.613	1:50.901	0.288
17	70	WHITE	1:05.079	70	WHITE	46.823	17	70	WHITE	1:51.902	1:52.430	0.528
18	48	SABBARTON	1:05.510	26	BETTRIDGE	46.894	18	400	THURTL	1:52.999	1:52.999	0.000
19	400	THURTL	1:06.051	400	THURTL	46.948	19	26	BETTRIDGE	1:53.008	1:53.404	0.396
20	26	BETTRIDGE	1:06.114	66	SMITH	47.245	20	48	SABBARTON	1:53.109	1:53.163	0.054
21	66	SMITH	1:06.484	45	MARSH	47.548	21	66	SMITH	1:53.729	1:54.194	0.465
22	39	PARAPANOS	1:06.884	48	SABBARTON	47.599	22	45	MARSH	1:54.595	1:54.595	0.000
23	97	PLATT	1:07.045	87	CLEARY	47.631	23	39	PARAPANOS	1:55.068	1:55.114	0.046
24	45	MARSH	1:07.047	10	BRUNSDON	47.811	24	10	BRUNSDON	1:55.257	1:55.257	0.000
25	10	BRUNSDON	1:07.446	39	PARAPANOS	48.184	25	97	PLATT	1:55.397	1:55.397	0.000
26	58	WOOD	1:07.612	97	PLATT	48.352	26	87	CLEARY	1:55.706	1:55.919	0.213
27	87	CLEARY	1:08.075	58	WOOD	48.481	27	58	WOOD	1:56.093	1:56.322	0.229
28	18	HIGGINS	1:08.504	18	HIGGINS	49.119	28	18	HIGGINS	1:57.623	1:57.821	0.198
29	118	HALL	1:09.226	311	WARD	49.147	29	118	HALL	1:58.462	1:58.462	0.000
30	311	WARD	1:09.509	118	HALL	49.236	30	311	WARD	1:58.656	1:59.119	0.463
31	181	REEVES	1:15.204	181	REEVES	52.297	31	181	REEVES	2:07.501	2:07.847	0.346
32												

Weather / Track : Cloudy / Dry

Results can be found at www.tsl-timing.com

Cadwell Park

Circuit Length = 2.1800 miles

Start: 16:56 Flag 17:09 End: 17:11

Printed - 17:14 Sunday, 27 June 2021

BMCRC - MRO Championships 2021 - Rnd 3 @ Cadwell Park

ACU Team Green Junior Cup & Senior 300

RACE 17 - STATISTICS

Competitors Started 31
Planned Start 2021-06-27 @ 16:30:00.000
Actual Start 2021-06-27 @ 16:56:41.424
Finish Time 2021-06-27 @ 17:09:06.055
Track Length 2.1800mi.
Total Laps 215
Total Distance Covered 468.7040mi.

Session Fastest Lap History

NO	CL	NAME	LAP TIME	TIME OF DAY	LAP	VEHICLE
14	J	Finn SMART-WEEDEN	1:50.943	16:58:32.395	1	Kawasak NINJA 400
14	J	Finn SMART-WEEDEN	1:45.931	17:00:18.326	2	Kawasak NINJA 400
30	J	Owen MELLOR	1:45.719	17:00:18.961	2	Kawasaki NINJA 300
14	J	Finn SMART-WEEDEN	1:45.242	17:02:03.568	3	Kawasak NINJA 400
14	J	Finn SMART-WEEDEN	1:44.882	17:03:48.450	4	Kawasak NINJA 400

Session Leader History

NO	CL	NAME	FROM LAP	LAPS LED	DISTANCE	VEHICLE
14	J	Finn SMART-WEEDEN	1	7	15.26 miles	Kawasak NINJA 400

Flag History

TYPE	TIME OF DAY
GREEN	16:56:41.424
FINISH	17:09:06.055

Flag Statistics

TYPE	COUNT	TOTAL LAPS	TOTAL TIME
Green	1	7	14:20.625
Red	0	0	0.000
Safety Car	0	0	0.000
FCY	0	0	0.000

BMCRC - MRO Championships 2021 - Rnd 3 @ Cadwell Park

ACU Team Green Junior Cup & Senior 300

RACE 17 - STATISTICS

CLASS : J

17 Starters

Fastest Lap History

NO	NAME	LAP TIME	TIME OF DAY	LAP	VEHICLE
14	Finn SMART-WEEDEN	1:50.943	16:58:32.395	1	Kawasak NINJA 400
14	Finn SMART-WEEDEN	1:45.931	17:00:18.326	2	Kawasak NINJA 400
30	Owen MELLOR	1:45.719	17:00:18.961	2	Kawasaki NINJA 300
14	Finn SMART-WEEDEN	1:45.242	17:02:03.568	3	Kawasak NINJA 400
14	Finn SMART-WEEDEN	1:44.882	17:03:48.450	4	Kawasak NINJA 400

Leader History

NO	NAME	FROM LAP	LAPS LED	DISTANCE	VEHICLE
14	Finn SMART-WEEDEN	1	7	15.26 miles	Kawasak NINJA 400

BMCRC - MRO Championships 2021 - Rnd 3 @ Cadwell Park

ACU Team Green Junior Cup & Senior 300

RACE 17 - STATISTICS

CLASS : S

12 Starters

Fastest Lap History

NO	NAME	LAP TIME	TIME OF DAY	LAP	VEHICLE
8	Phil ATKINSON	1:55.020	16:58:36.457	1	Kawasaki NINJA 300
8	Phil ATKINSON	1:47.061	17:00:23.518	2	Kawasaki NINJA 300
8	Phil ATKINSON	1:46.465	17:02:09.984	3	Kawasaki NINJA 300
8	Phil ATKINSON	1:45.701	17:03:55.686	4	Kawasaki NINJA 300

Leader History

NO	NAME	FROM LAP	LAPS LED	DISTANCE	VEHICLE
8	Phil ATKINSON	1	7	15.26 miles	Kawasaki NINJA 300

BMCRC - MRO Championships 2021 - Rnd 3 @ Cadwell Park

ACU Team Green Junior Cup & Senior 300

RACE 17 - STATISTICS

CLASS : 12s

2 Starters

Fastest Lap History

NO	NAME	LAP TIME	TIME OF DAY	LAP	VEHICLE
311	Nathan-Ellis WARD	2:11.570	16:58:53.009	1	Kawasaki NINJA 300
181	Pierce REEVES	2:10.749	17:01:10.977	2	Kawasaki NINJA
311	Nathan-Ellis WARD	2:03.204	17:03:16.652	3	Kawasaki NINJA 300
311	Nathan-Ellis WARD	1:59.380	17:05:16.031	4	Kawasaki NINJA 300
311	Nathan-Ellis WARD	1:59.119	17:09:15.003	6	Kawasaki NINJA 300

Leader History

NO	NAME	FROM LAP	LAPS LED	DISTANCE	VEHICLE
311	Nathan-Ellis WARD	1	1	2.18 miles	Kawasaki NINJA 300
181	Pierce REEVES	2	1	2.18 miles	Kawasaki NINJA
311	Nathan-Ellis WARD	3	4	8.72 miles	Kawasaki NINJA 300

BMCRC-MRO Championships 2021



**REACTIVE PARTS MRO
POWERBIKES inc MSS
PERFORMANCE / SYNTOL
LUBRICANTS CLUBMAN 1000**

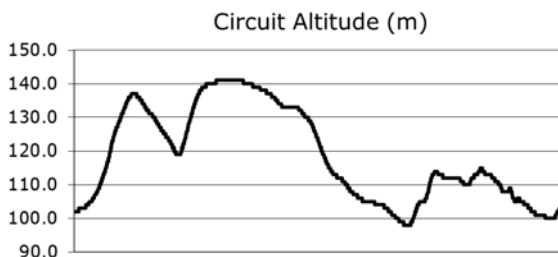
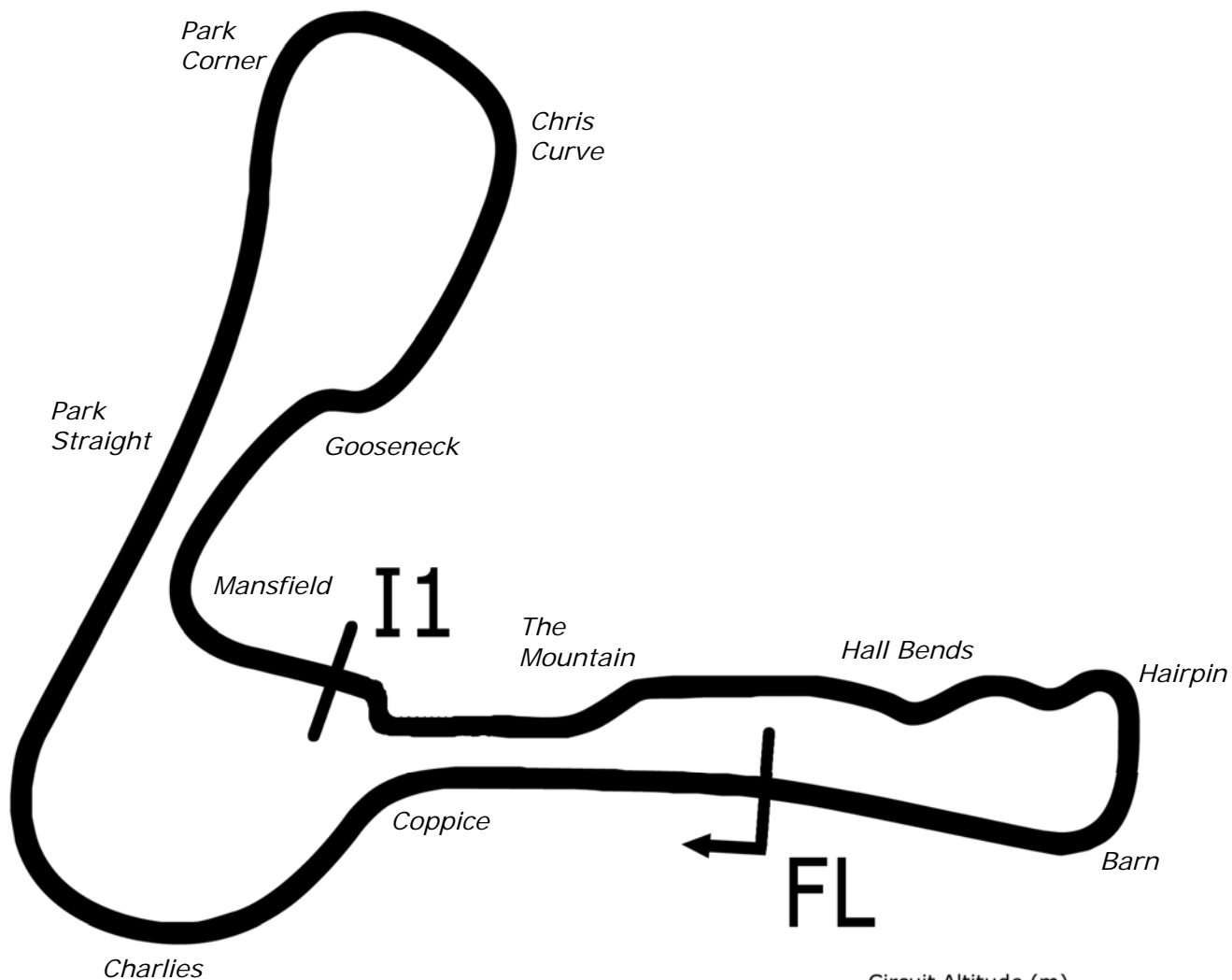
Cadwell Park

26th / 27th June 2021



Results Provided by Timing Solutions Ltd
www.tsl-timing.com

Cadwell Park



Length	2.1800 miles	3508.4 m	
FL		53.31024 N	0.05940 W
I1	2330m	53.30708 N	0.06270 W
Pit Entry	3472m	53.31103 N	0.05889 W
Pit Exit	0m after FL	53.31030 N	0.05940 W
Pit Entry-Pit Exit 92m, 6.6s @50kph, 5.5s @60kph			

All results available at www.tsl-timing.com

BMCRC - MRO Championships 2021 - Rnd 3 @ Cadwell Park

Reactive Parts MRO Powerbikes & Clubman 1000

QUALIFYING - CLASSIFICATION



POS	NO	CL	PIC NAME	ENTRY	TIME	ON	LAPS	GAP	DIFF	MPH
1	40		1 Aiden PATMORE	BMW S1000RR - TBR performance/Iris Rigging	1:33.700	5	7			83.75
2	2		2 Peter BAKER	Kawasaki ZX10R - Dodfrey Engineering	1:33.801	6	8	0.101	0.101	83.66
3	32		3 Martin MORRIS	BMW S1000RR - Morris Racing, Obsession	1:34.123	5	8	0.423	0.322	83.38
4	711		4 Ritchie THORNTON	Kawasaki ZX10R - Team 71	1:34.450	7	7	0.750	0.327	83.09
5	17		5 Philip BAKER	BMW S1000RR - R & M plant Theo & Debbie	1:34.483	6	8	0.783	0.033	83.06
6	86*		6 David SHOEBRIDGE	TBC -	1:34.737	8	8	1.037	0.254	82.84
7	48		7 Nicky WILSON	Suzuki GSXR 1000 - Demon GP/Haslemere Motorcycl	1:35.114	4	8	1.414	0.377	82.51
8	98		8 Rick DICKINSON	BMW S1000RR - MotorcycleRaceParts.co.uk	1:35.133	5	7	1.433	0.019	82.49
9	9	C	1 Luke DIXON	BMW S1000RR -	1:35.276	5	8	1.576	0.143	82.37
10	52		9 Ben COTGROVE	Yamaha R1M - MFR	1:35.497	5	7	1.797	0.221	82.18
11	71		10 Tom NORTON	Kawasaki ZX10 -	1:36.287	5	7	2.587	0.790	81.50
12	58	C	2 Kenny FRETWELL	Yamaha R1 - Polished Concrete London	1:36.545	7	8	2.845	0.258	81.28
13	33		11 Michael NEEVES	BMW S1000RR - Prime Factors Racing	1:36.896	8	8	3.196	0.351	80.99
14	56		12 Mike SMITH	Kawasaki ZX10R - Smiffs Garage	1:37.163	8	8	3.463	0.267	80.77
15	76		13 Jason BYARD	Yamaha R1 - May Construction	1:37.758	4	6	4.058	0.595	80.28
16	88	C	3 Scott HALLIDAY	Suzuki GSXR 1000 - Performance fitness gym	1:37.830	2	6	4.130	0.072	80.22
17	93	C	4 Connor IRWIN	Kawasaki ZX10R - RAW K9 nutrition / roof works	1:39.249	7	8	5.549	1.419	79.07
18	24		14 Alan SMITH	Kawasaki ZX10R - Orwells Mcs	1:39.604	6	6	5.904	0.355	78.79
19	70		15 David CRAMPTON	Suzuki GSXR -	1:39.649	6	8	5.949	0.045	78.75
20	129	C	5 Cecil DINSMORE	Suzuki GSXR 1000 - KnC Motorsport	1:40.494	2	3	6.794	0.845	78.09
21	277	C	6 Adrian AVERRE	Ducati PANIGALE V4 - Ryders Alley Racing	1:40.535	3	8	6.835	0.041	78.06
22	148	C	7 Aaron COLLINS	BMW S1000RR - Precision installations	1:41.757	5	7	8.057	1.222	77.12
23	90	C	8 Edward WATSON	Suzuki GSXR 1000 - TEA Time Racing	1:42.805	5	7	9.105	1.048	76.33
NS	18	C	Lee LONGSTAFF	Yamaha R1 - SMC GARAGE						
NS	46	C	Simon GATES	Kawasaki ZX10R - Team Kawafati						
NS	51		Michael HOGARTH	Kawasaki ZX10 RR - WHR Racing						
NS	147	C	Ryan WARRINGTON	Kawasaki ZX10R - RWarrington Carpentry						

Bike 86 - Fastest lap disallowed - Repeatedly exceeding track limits.
 Bike 86 - 1 Lap time disallowed; exceeding track limits.

Cadwell Park
 Circuit Length = 2.1800 miles
 Start: 11:04 Flag 11:17 End: 11:19

Weather / Track : Cloudy / Dry

These results are provisional until the conclusion of any judicial and technical matters.

Clerk Of Course :	Stewards :	Timekeeper : Sarah Evans
-------------------	------------	--------------------------

Results can be found at www.tsl-timing.com

Printed - 11:21 Saturday, 26 June 2021



BMCRC - MRO Championships 2021 - Rnd 3 @ Cadwell Park

Reactive Parts MRO Powerbikes & Clubman 1000

QUALIFYING - SECTOR ANALYSIS



SECTOR 1 = FL to I1, SECTOR 2 = I1 to FL, DIFF = Difference To Personal Best Lap, P = Crossed Finish Line in Pit Lane, D = Time Disallowed

P1 40		Aiden PATMORE		BMW S1000RR - TBR performance/Iris Rigging			
IDEAL LAP TIME : 1:33.639		BEST LAP TIME : 1:33.700		DIFFERENCE : 0.061			
LAP	SECTOR 1	SECTOR 2	LAP TIME	MPH	DIFF	TIME OF DAY	
1 -	1:00.023	42.111	1:42.134	76.84	8.434	11:06:42.221	
2 -	56.234	41.136	1:37.370	80.60	3.670	11:08:19.591	
3 -	55.367	39.911	1:35.278	82.37	1.578	11:09:54.869	
4 -	54.433	39.991	1:34.424 (3)	83.11	0.724	11:11:29.293	
5 -	54.082	39.618	1:33.700 (1)	83.75		11:13:02.993	
6 -	54.021	39.745	1:33.766 (2)	83.69	0.066	11:14:36.759	
7 -	54.274	IN PIT	2:42.988 P	48.15	1:09.288	11:17:19.747	

P2 2		Peter BAKER		Kawasaki ZX10R - Dodfrey Engineering			
IDEAL LAP TIME : 1:33.801		BEST LAP TIME : 1:33.801		DIFFERENCE : 0.000			
LAP	SECTOR 1	SECTOR 2	LAP TIME	MPH	DIFF	TIME OF DAY	
1 -	59.982	42.237	1:42.219	76.77	8.418	11:06:43.292	
2 -	56.491	40.809	1:37.300	80.65	3.499	11:08:20.592	
3 -	56.670	41.861	1:38.531	79.65	4.730	11:09:59.123	
4 -	55.043	40.473	1:35.516	82.16	1.715	11:11:34.639	
5 -	54.321	39.831	1:34.152 (3)	83.35	0.351	11:13:08.791	
6 -	54.027	39.774	1:33.801 (1)	83.66		11:14:42.592	
7 -	54.297	39.838	1:34.135 (2)	83.37	0.334	11:16:16.727	
8 -	54.895	40.367	1:35.262	82.38	1.461	11:17:51.989	

P3 32		Martin MORRIS		BMW S1000RR - Morris Racing, Obsession			
IDEAL LAP TIME : 1:33.895		BEST LAP TIME : 1:34.123		DIFFERENCE : 0.228			
LAP	SECTOR 1	SECTOR 2	LAP TIME	MPH	DIFF	TIME OF DAY	
1 -	59.018	41.940	1:40.958	77.73	6.835	11:06:42.789	
2 -	56.357	40.968	1:37.325	80.63	3.202	11:08:20.114	
3 -	56.826	42.016	1:38.842	79.40	4.719	11:09:58.956	
4 -	54.746	39.959	1:34.705	82.86	0.582	11:11:33.661	
5 -	54.238	39.885	1:34.123 (1)	83.38		11:13:07.784	
6 -	54.648	39.657	1:34.305 (3)	83.22	0.182	11:14:42.089	
7 -	54.284	39.925	1:34.209 (2)	83.30	0.086	11:16:16.298	
8 -	55.058	40.157	1:35.215	82.42	1.092	11:17:51.513	

P4 711		Ritchie THORNTON		Kawasaki ZX10R - Team 71			
IDEAL LAP TIME : 1:34.450		BEST LAP TIME : 1:34.450		DIFFERENCE : 0.000			
LAP	SECTOR 1	SECTOR 2	LAP TIME	MPH	DIFF	TIME OF DAY	
1 -	59.239	41.804	1:41.043	77.67	6.593	11:07:52.261	
2 -	55.997	40.808	1:36.805	81.07	2.355	11:09:29.066	
3 -	55.813	40.498	1:36.311	81.48	1.861	11:11:05.377	
4 -	55.238	40.075	1:35.313 (3)	82.33	0.863	11:12:40.690	
5 -	54.817	39.788	1:34.605 (2)	82.95	0.155	11:14:15.295	
6 -	55.305	41.673	1:36.978	80.92	2.528	11:15:52.273	
7 -	54.688	39.762	1:34.450 (1)	83.09		11:17:26.723	

P5 17		Philip BAKER		BMW S1000RR - R & M plant Theo & Debbie			
IDEAL LAP TIME : 1:33.497		BEST LAP TIME : 1:34.483		DIFFERENCE : 0.986			
LAP	SECTOR 1	SECTOR 2	LAP TIME	MPH	DIFF	TIME OF DAY	
1 -	59.687	41.597	1:41.284	77.48	6.801	11:06:55.484	
2 -	57.492	43.634	1:41.126	77.60	6.643	11:08:36.610	
3 -	56.901	41.481	1:38.382	79.77	3.899	11:10:14.992	
4 -	56.547	40.387	1:36.934	80.96	2.451	11:11:51.926	
5 -	55.129	40.165	1:35.294 (3)	82.35	0.811	11:13:27.220	
6 -	53.979	40.504	1:34.483 (1)	83.06		11:15:01.703	
7 -	55.610	39.518	1:35.128 (2)	82.50	0.645	11:16:36.831	
8 -	55.742	43.848	1:39.590	78.80	5.107	11:18:16.421	

Weather / Track : Cloudy / Dry

Cadwell Park
Circuit Length = 2.1800 miles
Start: 11:04 Flag 11:17 End: 11:19

BMCRC - MRO Championships 2021 - Rnd 3 @ Cadwell Park

Reactive Parts MRO Powerbikes & Clubman 1000

QUALIFYING - SECTOR ANALYSIS



SECTOR 1 = FL to I1, SECTOR 2 = I1 to FL, DIFF = Difference To Personal Best Lap, P = Crossed Finish Line in Pit Lane, D = Time Disallowed

P6 86		David SHOEBRIDGE		TBC -		
IDEAL LAP TIME : 1:32.928		BEST LAP TIME : 1:34.737		DIFFERENCE : 1.809		
LAP	SECTOR 1	SECTOR 2	LAP TIME	MPH	DIFF	TIME OF DAY
1 -	1:02.644	44.592	1:47.236	73.18	12.499	11:06:52.185
2 -	58.736	43.467	1:42.203	76.78	7.466	11:08:34.388
3 -	55.513	40.456	1:35.969 (3)	81.77	1.232	11:10:10.357
4 -	55.247	41.704	1:36.951	80.94	2.214	11:11:47.308
5 -	54.968	40.618	1:35.586 (2)	82.10	0.849	11:13:22.894
6 -	58.032	38.435	1:36.467 D	81.35	1.730	11:14:59.361
7 -	54.493	39.408	1:33.904 D	83.57		11:16:33.262
8 -	55.391	39.346	1:34.737 (1)	82.84		11:18:07.999

P7 48		Nicky WILSON		Suzuki GSXR 1000 - Demon GP/Haslemere Motorcycles		
IDEAL LAP TIME : 1:34.833		BEST LAP TIME : 1:35.114		DIFFERENCE : 0.281		
LAP	SECTOR 1	SECTOR 2	LAP TIME	MPH	DIFF	TIME OF DAY
1 -	1:01.276	42.089	1:43.365	75.92	8.251	11:07:18.247
2 -	56.159	40.805	1:36.964	80.93	1.850	11:08:55.211
3 -	55.345	40.310	1:35.655 (3)	82.04	0.541	11:10:30.866
4 -	55.015	40.099	1:35.114 (1)	82.51		11:12:05.980
5 -	54.734	40.514	1:35.248 (2)	82.39	0.134	11:13:41.228
6 -	56.150	42.534	1:38.684	79.52	3.570	11:15:19.912
7 -	59.053	42.394	1:41.447	77.36	6.333	11:17:01.359
8 -	56.039	40.337	1:36.376	81.43	1.262	11:18:37.735

P8 98		Rick DICKINSON		BMW S1000RR - MotorcycleRaceParts.co.uk		
IDEAL LAP TIME : 1:34.206		BEST LAP TIME : 1:35.133		DIFFERENCE : 0.927		
LAP	SECTOR 1	SECTOR 2	LAP TIME	MPH	DIFF	TIME OF DAY
1 -	59.367	42.079	1:41.446	77.36	6.313	11:06:53.082
2 -	57.608	42.356	1:39.964	78.50	4.831	11:08:33.046
3 -	55.912	40.876	1:36.788	81.08	1.655	11:10:09.834
4 -	55.405	41.338	1:36.743	81.12	1.610	11:11:46.577
5 -	54.691	40.442	1:35.133 (1)	82.49		11:13:21.710
6 -	56.231	39.515	1:35.746 (3)	81.96	0.613	11:14:57.456
7 -	54.698	40.527	1:35.225 (2)	82.41	0.092	11:16:32.681

P9 9 C		Luke DIXON		BMW S1000RR -		
IDEAL LAP TIME : 1:35.230		BEST LAP TIME : 1:35.276		DIFFERENCE : 0.046		
LAP	SECTOR 1	SECTOR 2	LAP TIME	MPH	DIFF	TIME OF DAY
1 -	58.364	42.584	1:40.948	77.74	5.672	11:06:54.798
2 -	57.472	43.637	1:41.109	77.61	5.833	11:08:35.907
3 -	56.872	41.823	1:38.695	79.51	3.419	11:10:14.602
4 -	56.513	40.726	1:37.239	80.70	1.963	11:11:51.841
5 -	55.005	40.271	1:35.276 (1)	82.37		11:13:27.117
6 -	55.457	41.434	1:36.891 (2)	80.99	1.615	11:15:04.008
7 -	56.166	40.915	1:37.081 (3)	80.84	1.805	11:16:41.089
8 -	54.959	42.175	1:37.134	80.79	1.858	11:18:18.223

P10 52		Ben COTGROVE		Yamaha R1M - MFR		
IDEAL LAP TIME : 1:35.497		BEST LAP TIME : 1:35.497		DIFFERENCE : 0.000		
LAP	SECTOR 1	SECTOR 2	LAP TIME	MPH	DIFF	TIME OF DAY
1 -	58.102	42.654	1:40.756	77.89	5.259	11:06:52.368
2 -	56.519	41.046	1:37.565	80.43	2.068	11:08:29.933
3 -	55.571	40.723	1:36.294 (3)	81.50	0.797	11:10:06.227
4 -	58.210	42.445	1:40.655	77.96	5.158	11:11:46.882
5 -	54.937	40.560	1:35.497 (1)	82.18		11:13:22.379
6 -	59.372	45.670	1:45.042	74.71	9.545	11:15:07.421
7 -	54.996	40.936	1:35.932 (2)	81.80	0.435	11:16:43.353

Weather / Track : Cloudy / Dry

Cadwell Park
Circuit Length = 2.1800 miles
Start: 11:04 Flag 11:17 End: 11:19

BMCRC - MRO Championships 2021 - Rnd 3 @ Cadwell Park

Reactive Parts MRO Powerbikes & Clubman 1000

QUALIFYING - SECTOR ANALYSIS



SECTOR 1 = FL to I1, SECTOR 2 = I1 to FL, DIFF = Difference To Personal Best Lap, P = Crossed Finish Line in Pit Lane, D = Time Disallowed

P11 71		Tom NORTON		Kawasaki ZX10 -			
IDEAL LAP TIME : 1:36.156		BEST LAP TIME : 1:36.287		DIFFERENCE : 0.131			
LAP	SECTOR 1	SECTOR 2	LAP TIME	MPH	DIFF	TIME OF DAY	
1 -	59.905	41.988	1:41.893	77.02	5.606	11:06:42.468	
2 -	56.358	40.966	1:37.324 (3)	80.63	1.037	11:08:19.792	
3 -	57.763	42.053	1:39.816	78.62	3.529	11:09:59.608	
4 -	56.346	41.045	1:37.391	80.58	1.104	11:11:36.999	
5 -	55.700	40.587	1:36.287 (1)	81.50		11:13:13.286	
6 -	56.582	41.121	1:37.703	80.32	1.416	11:14:50.989	
7 -	55.569	40.946	1:36.515 (2)	81.31	0.228	11:16:27.504	

P12 58 C		Kenny FRETWELL		Yamaha R1 - Polished Concrete London			
IDEAL LAP TIME : 1:36.545		BEST LAP TIME : 1:36.545		DIFFERENCE : 0.000			
LAP	SECTOR 1	SECTOR 2	LAP TIME	MPH	DIFF	TIME OF DAY	
1 -	1:00.982	42.332	1:43.314	75.96	6.769	11:06:46.021	
2 -	57.413	41.339	1:38.752	79.47	2.207	11:08:24.773	
3 -	57.258	41.094	1:38.352	79.79	1.807	11:10:03.125	
4 -	57.177	40.831	1:38.008 (3)	80.07	1.463	11:11:41.133	
5 -	57.012	42.195	1:39.207	79.10	2.662	11:13:20.340	
6 -	56.845	40.981	1:37.826 (2)	80.22	1.281	11:14:58.166	
7 -	56.071	40.474	1:36.545 (1)	81.28		11:16:34.711	
8 -	57.819	44.409	1:42.228	76.77	5.683	11:18:16.939	

P13 33		Michael NEEVES		BMW S1000RR - Prime Factors Racing			
IDEAL LAP TIME : 1:36.896		BEST LAP TIME : 1:36.896		DIFFERENCE : 0.000			
LAP	SECTOR 1	SECTOR 2	LAP TIME	MPH	DIFF	TIME OF DAY	
1 -	1:00.139	42.175	1:42.314	76.70	5.418	11:07:00.351	
2 -	57.425	42.285	1:39.710	78.70	2.814	11:08:40.061	
3 -	56.831	41.510	1:38.341 (3)	79.80	1.445	11:10:18.402	
4 -	56.896	41.563	1:38.459	79.70	1.563	11:11:56.861	
5 -	57.849	42.597	1:40.446	78.13	3.550	11:13:37.307	
6 -	58.127	42.712	1:40.839	77.82	3.943	11:15:18.146	
7 -	56.367	41.134	1:37.501 (2)	80.49	0.605	11:16:55.647	
8 -	55.914	40.982	1:36.896 (1)	80.99		11:18:32.543	

P14 56		Mike SMITH		Kawasaki ZX10R - Smiffs Garage			
IDEAL LAP TIME : 1:36.968		BEST LAP TIME : 1:37.163		DIFFERENCE : 0.195			
LAP	SECTOR 1	SECTOR 2	LAP TIME	MPH	DIFF	TIME OF DAY	
1 -	1:00.247	43.804	1:44.051	75.42	6.888	11:06:59.505	
2 -	56.066	41.933	1:37.999 (3)	80.08	0.836	11:08:37.504	
3 -	56.661	43.709	1:40.370	78.19	3.207	11:10:17.874	
4 -	1:00.278	44.655	1:44.933	74.79	7.770	11:12:02.807	
5 -	55.977	41.304	1:37.281 (2)	80.67	0.118	11:13:40.088	
6 -	56.536	42.507	1:39.043	79.23	1.880	11:15:19.131	
7 -	57.697	41.842	1:39.539	78.84	2.376	11:16:58.670	
8 -	55.664	41.499	1:37.163 (1)	80.77		11:18:35.833	

P15 76		Jason BYARD		Yamaha R1 - May Construction			
IDEAL LAP TIME : 1:37.677		BEST LAP TIME : 1:37.758		DIFFERENCE : 0.081			
LAP	SECTOR 1	SECTOR 2	LAP TIME	MPH	DIFF	TIME OF DAY	
1 -	1:01.156	42.975	1:44.131	75.36	6.373	11:06:47.068	
2 -	57.304	41.336	1:38.640 (3)	79.56	0.882	11:08:25.708	
3 -	57.250	41.267	1:38.517 (2)	79.66	0.759	11:10:04.225	
4 -	56.813	40.945	1:37.758 (1)	80.28		11:11:41.983	
5 -	56.732	42.663	1:39.395	78.95	1.637	11:13:21.378	
6 -	57.611	42.321	1:39.932	78.53	2.174	11:15:01.310	

Weather / Track : Cloudy / Dry

Cadwell Park
Circuit Length = 2.1800 miles
Start: 11:04 Flag 11:17 End: 11:19

BMCRC - MRO Championships 2021 - Rnd 3 @ Cadwell Park

Reactive Parts MRO Powerbikes & Clubman 1000

QUALIFYING - SECTOR ANALYSIS



SECTOR 1 = FL to I1, SECTOR 2 = I1 to FL, DIFF = Difference To Personal Best Lap, P = Crossed Finish Line in Pit Lane, D = Time Disallowed

P16 88 C		Scott HALLIDAY		Suzuki GSXR 1000 - Performance fitness gym		
IDEAL LAP TIME : 1:37.635		BEST LAP TIME : 1:37.830		DIFFERENCE : 0.195		
LAP	SECTOR 1	SECTOR 2	LAP TIME	MPH	DIFF	TIME OF DAY
1 -	58.819	43.299	1:42.118	76.85	4.288	11:06:59.833
2 -	56.401	41.429	1:37.830 (1)	80.22		11:08:37.663
3 -	56.861	43.028	1:39.889 (3)	78.56	2.059	11:10:17.552
4 -	56.206	42.384	1:38.590 (2)	79.60	0.760	11:11:56.142
5 -	57.794	43.240	1:41.034	77.67	3.204	11:13:37.176
6 -	58.745	42.464	1:41.209	77.54	3.379	11:15:18.385

P17 93 C		Connor IRWIN		Kawasaki ZX10R - RAW K9 nutrition / roof works		
IDEAL LAP TIME : 1:39.106		BEST LAP TIME : 1:39.249		DIFFERENCE : 0.143		
LAP	SECTOR 1	SECTOR 2	LAP TIME	MPH	DIFF	TIME OF DAY
1 -	59.029	43.050	1:42.079	76.88	2.830	11:06:39.115
2 -	58.211	42.313	1:40.524	78.07	1.275	11:08:19.639
3 -	57.015	42.459	1:39.474 (2)	78.89	0.225	11:09:59.113
4 -	57.774	42.521	1:40.295 (3)	78.24	1.046	11:11:39.408
5 -	58.441	43.671	1:42.112	76.85	2.863	11:13:21.520
6 -	57.796	42.583	1:40.379	78.18	1.130	11:15:01.899
7 -	56.793	42.456	1:39.249 (1)	79.07		11:16:41.148
8 -	58.687	42.682	1:41.369	77.42	2.120	11:18:22.517

P18 24		Alan SMITH		Kawasaki ZX10R - Orwells Mcs		
IDEAL LAP TIME : 1:39.098		BEST LAP TIME : 1:39.604		DIFFERENCE : 0.506		
LAP	SECTOR 1	SECTOR 2	LAP TIME	MPH	DIFF	TIME OF DAY
1 -	1:02.764	44.422	1:47.186	73.21	7.582	11:06:52.309
2 -	58.928	44.197	1:43.125	76.10	3.521	11:08:35.434
3 -	57.819	41.823	1:39.642 (2)	78.76	0.038	11:10:15.076
4 -	58.347	42.435	1:40.782 (3)	77.87	1.178	11:11:55.858
5 -	59.076	44.986	1:44.062	75.41	4.458	11:13:39.920
6 -	57.275	42.329	1:39.604 (1)	78.79		11:15:19.524

P19 70		David CRAMPTON		Suzuki GSXR -		
IDEAL LAP TIME : 1:39.649		BEST LAP TIME : 1:39.649		DIFFERENCE : 0.000		
LAP	SECTOR 1	SECTOR 2	LAP TIME	MPH	DIFF	TIME OF DAY
1 -	1:01.973	44.402	1:46.375	73.77	6.726	11:06:52.789
2 -	58.966	43.950	1:42.916	76.25	3.267	11:08:35.705
3 -	58.293	43.253	1:41.546	77.28	1.897	11:10:17.251
4 -	57.802	43.113	1:40.915 (2)	77.76	1.266	11:11:58.166
5 -	57.533	43.677	1:41.210 (3)	77.54	1.561	11:13:39.376
6 -	57.051	42.598	1:39.649 (1)	78.75		11:15:19.025
7 -	59.096	43.218	1:42.314	76.70	2.665	11:17:01.339
8 -	58.772	43.277	1:42.049	76.90	2.400	11:18:43.388

P20 129 C		Cecil DINSMORE		Suzuki GSXR 1000 - KnC Motorsport		
IDEAL LAP TIME : 1:40.462		BEST LAP TIME : 1:40.494		DIFFERENCE : 0.032		
LAP	SECTOR 1	SECTOR 2	LAP TIME	MPH	DIFF	TIME OF DAY
1 -	1:01.616	43.848	1:45.464 (3)	74.41	4.970	11:06:59.479
2 -	58.203	42.291	1:40.494 (1)	78.09		11:08:39.973
3 -	58.171	42.353	1:40.524 (2)	78.07	0.030	11:10:20.497

BMCRC - MRO Championships 2021 - Rnd 3 @ Cadwell Park

Reactive Parts MRO Powerbikes & Clubman 1000

QUALIFYING - SECTOR ANALYSIS



SECTOR 1 = FL to I1, SECTOR 2 = I1 to FL, DIFF = Difference To Personal Best Lap, P = Crossed Finish Line in Pit Lane, D = Time Disallowed

P21 277 C		Adrian AVERRE		Ducati PANIGALE V4 - Ryders Alley Racing		
IDEAL LAP TIME : 1:40.136		BEST LAP TIME : 1:40.535		DIFFERENCE : 0.399		
LAP	SECTOR 1	SECTOR 2	LAP TIME	MPH	DIFF	TIME OF DAY
1 -	1:02.983	44.426	1:47.409	73.06	6.874	11:06:51.417
2 -	58.928	43.519	1:42.447	76.60	1.912	11:08:33.864
3 -	57.841	42.694	1:40.535 (1)	78.06		11:10:14.399
4 -	58.673	42.295	1:40.968 (2)	77.72	0.433	11:11:55.367
5 -	58.319	43.130	1:41.449	77.35	0.914	11:13:36.816
6 -	58.327	42.864	1:41.191 (3)	77.55	0.656	11:15:18.007
7 -	59.214	43.465	1:42.679	76.43	2.144	11:17:00.686
8 -	58.622	44.070	1:42.692	76.42	2.157	11:18:43.378

P22 148 C		Aaron COLLINS		BMW S1000RR - Precision installations		
IDEAL LAP TIME : 1:41.757		BEST LAP TIME : 1:41.757		DIFFERENCE : 0.000		
LAP	SECTOR 1	SECTOR 2	LAP TIME	MPH	DIFF	TIME OF DAY
1 -	1:02.665	43.802	1:46.467	73.71	4.710	11:07:04.049
2 -	59.700	43.874	1:43.574	75.77	1.817	11:08:47.623
3 -	59.744	43.531	1:43.275	75.99	1.518	11:10:30.898
4 -	58.807	43.361	1:42.168 (2)	76.81	0.411	11:12:13.066
5 -	58.702	43.055	1:41.757 (1)	77.12		11:13:54.823
6 -	59.939	43.127	1:43.066	76.14	1.309	11:15:37.889
7 -	59.214	43.768	1:42.982 (3)	76.20	1.225	11:17:20.871

P23 90 C		Edward WATSON		Suzuki GSXR 1000 - TEA Time Racing		
IDEAL LAP TIME : 1:42.793		BEST LAP TIME : 1:42.805		DIFFERENCE : 0.012		
LAP	SECTOR 1	SECTOR 2	LAP TIME	MPH	DIFF	TIME OF DAY
1 -	1:02.760	45.470	1:48.230	72.51	5.425	11:07:14.287
2 -	1:00.644	43.705	1:44.349	75.20	1.544	11:08:58.636
3 -	59.531	43.498	1:43.029 (2)	76.17	0.224	11:10:41.665
4 -	59.582	44.042	1:43.624 (3)	75.73	0.819	11:12:25.289
5 -	59.295	43.510	1:42.805 (1)	76.33		11:14:08.094
6 -	1:00.215	44.142	1:44.357	75.20	1.552	11:15:52.451
7 -	1:00.348	45.234	1:45.582	74.33	2.777	11:17:38.033

Weather / Track : Cloudy / Dry

Cadwell Park
Circuit Length = 2.1800 miles
Start: 11:04 Flag 11:17 End: 11:19

BMCRC - MRO Championships 2021 - Rnd 3 @ Cadwell Park

Reactive Parts MRO Powerbikes & Clubman 1000

QUALIFYING - BEST SECTORS

SECTOR 1			SECTOR 2			IDEAL / BEST COMPARISON						
POS	NO	NAME	TIME	NO	NAME	TIME	POS	NO	NAME	IDEAL	BEST	DIFF
									PERFECT LAP	1:32.414		
1	17	BAKER	53.979	86	SHOEBRIDGE	38.435	1	86	SHOEBRIDGE	1:32.928	1:34.737	1.809
2	40	PATMORE	54.021	98	DICKINSON	39.515	2	17	BAKER	1:33.497	1:34.483	0.986
3	2	BAKER	54.027	17	BAKER	39.518	3	40	PATMORE	1:33.639	1:33.700	0.061
4	32	MORRIS	54.238	40	PATMORE	39.618	4	2	BAKER	1:33.801	1:33.801	0.000
5	86	SHOEBRIDGE	54.493	32	MORRIS	39.657	5	32	MORRIS	1:33.895	1:34.123	0.228
6	711	THORNTON	54.688	711	THORNTON	39.762	6	98	DICKINSON	1:34.206	1:35.133	0.927
7	98	DICKINSON	54.691	2	BAKER	39.774	7	711	THORNTON	1:34.450	1:34.450	0.000
8	48	WILSON	54.734	48	WILSON	40.099	8	48	WILSON	1:34.833	1:35.114	0.281
9	52	COTGROVE	54.937	9	DIXON	40.271	9	9	DIXON	1:35.230	1:35.276	0.046
10	9	DIXON	54.959	58	FRETWELL	40.474	10	52	COTGROVE	1:35.497	1:35.497	0.000
11	71	NORTON	55.569	52	COTGROVE	40.560	11	71	NORTON	1:36.156	1:36.287	0.131
12	56	SMITH	55.664	71	NORTON	40.587	12	58	FRETWELL	1:36.545	1:36.545	0.000
13	33	NEEVES	55.914	76	BYARD	40.945	13	33	NEEVES	1:36.896	1:36.896	0.000
14	58	FRETWELL	56.071	33	NEEVES	40.982	14	56	SMITH	1:36.968	1:37.163	0.195
15	88	HALLIDAY	56.206	56	SMITH	41.304	15	88	HALLIDAY	1:37.635	1:37.830	0.195
16	76	BYARD	56.732	88	HALLIDAY	41.429	16	76	BYARD	1:37.677	1:37.758	0.081
17	93	IRWIN	56.793	24	SMITH	41.823	17	24	SMITH	1:39.098	1:39.604	0.506
18	70	CRAMPTON	57.051	129	DINSMORE	42.291	18	93	IRWIN	1:39.106	1:39.249	0.143
19	24	SMITH	57.275	277	AVERRE	42.295	19	70	CRAMPTON	1:39.649	1:39.649	0.000
20	277	AVERRE	57.841	93	IRWIN	42.313	20	277	AVERRE	1:40.136	1:40.535	0.399
21	129	DINSMORE	58.171	70	CRAMPTON	42.598	21	129	DINSMORE	1:40.462	1:40.494	0.032
22	148	COLLINS	58.702	148	COLLINS	43.055	22	148	COLLINS	1:41.757	1:41.757	0.000
23	90	WATSON	59.295	90	WATSON	43.498	23	90	WATSON	1:42.793	1:42.805	0.012

Weather / Track : Cloudy / Dry

Results can be found at www.tsl-timing.com

Cadwell Park
Circuit Length = 2.1800 miles
Start: 11:04 Flag 11:17 End: 11:19

Printed - 11:23 Saturday, 26 June 2021

BMCRC - MRO Championships 2021 - Rnd 3 @ Cadwell Park

Reactive Parts MRO Powerbikes & Clubman 1000

QUALIFYING - STATISTICS

Competitors Started	23
Planned Start	2021-06-26 @ 10:59:00.000
Actual Start	2021-06-26 @ 11:04:26.091
Finish Time	2021-06-26 @ 11:17:20.870
Track Length	2.1800mi.
Total Laps	166
Total Distance Covered	361.8831mi.

Session Fastest Lap History

NO	CL	NAME	LAP TIME	TIME OF DAY	LAP	VEHICLE
93	C	Connor IRWIN	1:42.079	11:06:39.138	1	Kawasaki ZX10R
71		Tom NORTON	1:41.893	11:06:42.478	1	Kawasaki ZX10
32		Martin MORRIS	1:40.958	11:06:42.819	1	BMW S1000RR
52		Ben COTGROVE	1:40.756	11:06:52.389	1	Yamaha R1M
40		Aiden PATMORE	1:37.370	11:08:19.624	2	BMW S1000RR
71		Tom NORTON	1:37.324	11:08:19.802	2	Kawasaki ZX10
2		Peter BAKER	1:37.300	11:08:20.602	2	Kawasaki ZX10R
48		Nicky WILSON	1:36.964	11:08:55.220	2	Suzuki GSXR 1000
711		Ritchie THORNTON	1:36.805	11:09:29.087	2	Kawasaki ZX10R
40		Aiden PATMORE	1:35.278	11:09:54.900	3	BMW S1000RR
40		Aiden PATMORE	1:34.424	11:11:29.325	4	BMW S1000RR
40		Aiden PATMORE	1:33.700	11:13:03.023	5	BMW S1000RR

Flag History

TYPE	TIME OF DAY
GREEN	11:04:26.091
FINISH	11:17:20.870

Flag Statistics

TYPE	COUNT	TOTAL LAPS	TOTAL TIME
Green	1	8	14:52.599
Red	0	0	0.000
Safety Car	0	0	0.000
FCY	0	0	0.000

BMCRC - MRO Championships 2021 - Rnd 3 @ Cadwell Park

Reactive Parts MRO Powerbikes & Clubman 1000

QUALIFYING - STATISTICS

CLASS :

15 Starters

Fastest Lap History

NO	NAME	LAP TIME	TIME OF DAY	LAP	VEHICLE
40	Aiden PATMORE	1:42.134	11:06:42.252	1	BMW S1000RR
71	Tom NORTON	1:41.893	11:06:42.478	1	Kawasaki ZX10
32	Martin MORRIS	1:40.958	11:06:42.819	1	BMW S1000RR
52	Ben COTGROVE	1:40.756	11:06:52.389	1	Yamaha R1M
40	Aiden PATMORE	1:37.370	11:08:19.624	2	BMW S1000RR
71	Tom NORTON	1:37.324	11:08:19.802	2	Kawasaki ZX10
2	Peter BAKER	1:37.300	11:08:20.602	2	Kawasaki ZX10R
48	Nicky WILSON	1:36.964	11:08:55.220	2	Suzuki GSXR 1000
711	Ritchie THORNTON	1:36.805	11:09:29.087	2	Kawasaki ZX10R
40	Aiden PATMORE	1:35.278	11:09:54.900	3	BMW S1000RR
40	Aiden PATMORE	1:34.424	11:11:29.325	4	BMW S1000RR
40	Aiden PATMORE	1:33.700	11:13:03.023	5	BMW S1000RR

Weather / Track : Cloudy / Dry

Cadwell Park
Circuit Length = 2.1800 miles
Start: 11:04 Flag 11:17 End: 11:19

BMCRC - MRO Championships 2021 - Rnd 3 @ Cadwell Park

Reactive Parts MRO Powerbikes & Clubman 1000

QUALIFYING - STATISTICS

CLASS : C

8 Starters

Fastest Lap History

NO	NAME	LAP TIME	TIME OF DAY	LAP	VEHICLE
93	Connor IRWIN	1:42.079	11:06:39.138	1	Kawasaki ZX10R
9	Luke DIXON	1:40.948	11:06:54.821	1	BMW S1000RR
93	Connor IRWIN	1:40.524	11:08:19.639	2	Kawasaki ZX10R
58	Kenny FRETWELL	1:38.752	11:08:24.807	2	Yamaha R1
88	Scott HALLIDAY	1:37.830	11:08:37.692	2	Suzuki GSXR 1000
9	Luke DIXON	1:37.239	11:11:51.864	4	BMW S1000RR
9	Luke DIXON	1:35.276	11:13:27.139	5	BMW S1000RR

BMCRC - MRO Championships 2021 - Rnd 3 @ Cadwell Park

Reactive Parts MRO Powerbikes & Clubman 1000

RACE 8 - GRID (10 Laps)



ROW 9	25	46	Simon GATES	26	51	Michael HOGARTH	27	147	Ryan WARRINGTON				
ROW 8		22	141.757	148	Aaron COLLINS	23	1:42.805	90	Edward WATSON	24	18	Lee LONGSTAFF	
ROW 7	19	1:39.649	70	David CRAMPTON	20	1:40.494	129	Cecil DINSMORE	21	1:40.535	277	Adrian AVERRE	
ROW 6		16	1:37.830	88	Scott HALLIDAY	17	1:39.249	93	Connor IRWIN	18	1:39.604	24	Alan SMITH
ROW 5	13	1:36.896	33	Michael NEEVES	14	1:37.163	56	Mike SMITH	15	1:37.758	76	Jason BYARD	
ROW 4		10	1:35.497	52	Ben COTGROVE	11	1:36.287	71	Tom NORTON	12	1:36.545	58	Kenny FRETWELL
ROW 3	7	1:35.114	48	Nicky WILSON	8	1:35.133	98	Rick DICKINSON	9	1:35.276	9	Luke DIXON	
ROW 2		4	1:34.450	711	Ritchie THORNTON	5	1:34.483	17	Philip BAKER	6	1:34.737	86	David SHOEBRIDGE
ROW 1	1	1:33.700	40	Aiden PATMORE	2	1:33.801	2	Peter BAKER	3	1:34.123	32	Martin MORRIS	
			Pole										

Cadwell Park

Circuit Length = 2.1800 miles

These results are provisional until the conclusion of any judicial and technical matters.

Clerk Of Course :	Stewards :	Timekeeper : Sarah Evans
-------------------	------------	--------------------------

Results can be found at www.tsl-timing.com

Printed - 11:24 Saturday, 26 June 2021



BMCRC - MRO Championships 2021 - Rnd 3 @ Cadwell Park

Reactive Parts MRO Powerbikes & Clubman 1000

RACE 8 - CLASSIFICATION



POS	NO	CL	PIC NAME	ENTRY	LAPS	TIME	GAP	DIFF	MPH	BEST	ON
1	40		1 Aiden PATMORE	BMW S1000RR - TBR performance/Iris Rigging	10	15:36.548			83.79	1:32.323	6
2	17		2 Philip BAKER	BMW S1000RR - R & M plant Theo &Debbie	10	15:41.600	5.052	5.052	83.34	1:32.776	7
3	48		3 Nicky WILSON	Suzuki GSXR 1000 - Demon GP/Haslemere Motorc	10	15:49.190	12.642	7.590	82.68	1:33.434	6
4	9	C	1 Luke DIXON	BMW S1000RR -	10	15:54.634	18.086	5.444	82.21	1:33.867	8
5	86		4 David SHOEBRIDGE	Ducati 996 -	10	15:54.714	18.166	0.080	82.20	1:32.951	6
6	71		5 Tom NORTON	Kawasaki ZX10 -	10	15:59.558	23.010	4.844	81.78	1:35.080	4
7	32		6 Martin MORRIS	BMW S1000RR - Morris Racing, Obsession	10	15:59.690	23.142	0.132	81.77	1:33.539	8
8	33		7 Michael NEEVES	BMW S1000RR - Prime Factors Racing	10	16:05.161	28.613	5.471	81.31	1:35.269	4
9	88	C	2 Scott HALLIDAY	Suzuki GSXR 1000 - Performance fitness gym	10	16:07.549	31.001	2.388	81.11	1:35.329	7
10	52		8 Ben COTGROVE	Yamaha R1M - MFR	10	16:10.601	34.053	3.052	80.85	1:35.067	3
11	56		9 Mike SMITH	Kawasaki ZX10R - Smiffs Garage	10	16:10.702	34.154	0.101	80.84	1:35.358	7
12	58	C	3 Kenny FRETWELL	Yamaha R1 - Polished Concrete London	10	16:13.717	37.169	3.015	80.59	1:35.227	4
13	76		10 Jason BYARD	Yamaha R1 - May Construction	10	16:24.849	48.301	11.132	79.68	1:36.583	3
14	93	C	4 Connor IRWIN	Kawasaki ZX10R - RAW K9 nutrition / roof works	10	16:49.230	1:12.682	24.381	77.76	1:38.804	5
15	148	C	5 Aaron COLLINS	BMW S1000RR - Precision installations	10	16:58.786	1:22.238	9.556	77.03	1:39.354	8
16	277	C	6 Adrian AVERRE	Ducati PANIGALE V4 - Ryders Alley Racing	10	16:58.857	1:22.309	0.071	77.02	1:39.873	10
17	70		11 David CRAMPTON	Suzuki GSXR -	10	16:59.192	1:22.644	0.335	77.00	1:39.814	10

NOT CLASSIFIED

DNF	2		Peter BAKER	Kawasaki ZX10R - Dodfrey Engineering	8	12:30.635	2 Laps	2 Laps	83.64	1:32.434	5
DNF	711		Ritchie THORNTON	Kawasaki ZX10R - Team 71	8	12:30.809	2 Laps	0.174	83.62	1:32.880	7
DNF	24		Alan SMITH	Kawasaki ZX10R - Orwells Mcs	5	8:23.409	5 Laps	3 Laps	77.94	1:37.873	5
DNF	90	C	Edward WATSON	Suzuki GSXR 1000 - TEA Time Racing	5	8:32.949	5 Laps	9.540	76.49	1:40.414	3
DNF	98		Rick DICKINSON	BMW S1000RR - MotorcycleRaceParts.co.uk	4	6:28.673	6 Laps	1 Lap	80.76	1:35.413	3
NS	129	C	Cecil DINSMORE	Suzuki GSXR 1000 - KnC Motorsport	0						
NS	18	C	Lee LONGSTAFF	Yamaha R1 - SMC GARAGE	0						
NS	46	C	Simon GATES	Kawasaki ZX10R - Team Kawafati	0						
NS	51		Michael HOGARTH	Kawasaki ZX10 RR - WHR Racing	0						
NS	147	C	Ryan WARRINGTON	Kawasaki ZX10R - RWarrington Carpentry	0						

FASTEST LAP

	40		Aiden PATMORE	BMW S1000RR - TBR performance/Iris Rigging	6	1:32.323		85.00 mph		136.80 kph	
	9	C	Luke DIXON	BMW S1000RR -	8	1:33.867		83.60 mph		134.55 kph	

Class - 92.5% of Race Speed = 77.50 mph
 Class C - 92.5% of Race Speed = 76.04 mph

Cadwell Park: 2.1800 miles

Race Distance: 10 Laps / 21.80 miles

Start: 14:33 Flag 14:49 End: 14:50

Weather / Track : Cloudy / Dry

These results are provisional until the conclusion of any judicial and technical matters.

Clerk Of Course :	Stewards :	Timekeeper : Sarah Evans
-------------------	------------	--------------------------

Results can be found at www.tsl-timing.com

Printed - 14:50 Saturday, 26 June 2021



BMCRC - MRO Championships 2021 - Rnd 3 @ Cadwell Park

Reactive Parts MRO Powerbikes & Clubman 1000

RACE 8 - LAP CHART

LAP 1 @ 14:35:16.045

NO	BEHIND	LAP TIME
711		1:37.932
40	0.954	1:38.886
2	1.299	1:39.231
17	1.479	1:39.411
71	3.727	1:41.659
98	4.079	1:42.011
86	4.433	1:42.365
48	4.630	1:42.562
52	4.651	1:42.583
9	5.097	1:43.029
32	5.609	1:43.541
33	5.742	1:43.674
88	6.295	1:44.227
56	7.178	1:45.110
58	7.671	1:45.603
76	8.101	1:46.033
93	9.232	1:47.164
24	11.091	1:49.023
90	11.114	1:49.046
277	12.049	1:49.981
70	12.553	1:50.485
148	13.096	1:51.028

LAP 2 @ 14:36:49.896

NO	BEHIND	LAP TIME
711		1:33.851
40	0.640	1:33.537
2	1.148	1:33.700
17	1.268	1:33.640
71	5.237	1:35.361
48	5.936	1:35.157
98	5.958	1:35.730
52	6.790	1:35.990
86	7.252	1:36.670
9	7.361	1:36.115
32	7.928	1:36.170
33	8.028	1:36.137
88	8.601	1:36.157
56	9.361	1:36.034
58	10.080	1:36.260
76	11.000	1:36.750
93	14.424	1:39.043
24	16.271	1:39.031
90	18.003	1:40.740
277	18.508	1:40.310
70	19.205	1:40.503
148	19.823	1:40.578

LAP 3 @ 14:38:23.284

NO	BEHIND	LAP TIME
711		1:33.388
40	0.631	1:33.379
2	1.188	1:33.428
17	1.411	1:33.531
48	6.131	1:33.583
71	7.534	1:35.685
98	7.983	1:35.413
52	8.469	1:35.067
9	8.731	1:34.758
86	9.154	1:35.290
32	9.514	1:34.974

Weather / Track : Cloudy / Dry

Results can be found at www.tsl-timing.com

33	10.148	1:35.508
88	10.548	1:35.335
56	11.992	1:36.019
58	12.746	1:36.054
76	14.195	1:36.583
93	20.297	1:39.261
24	22.281	1:39.398
90	25.029	1:40.414
277	25.425	1:40.305
70	25.922	1:40.105
148	26.565	1:40.130

LAP 4 @ 14:39:56.339

NO	BEHIND	LAP TIME
711		1:33.055
40	0.415	1:32.839
2	1.267	1:33.134
17	1.411	1:33.055
48	6.643	1:33.567
71	9.559	1:35.080
98	10.447	1:35.519
52	10.912	1:35.498
9	11.149	1:35.473
86	11.515	1:35.416
32	11.848	1:35.389
33	12.362	1:35.269
88	12.929	1:35.436
56	14.606	1:35.669
58	14.918	1:35.227
76	18.043	1:36.903
24	27.310	1:38.084
93	27.356	1:40.114
90	33.493	1:41.519
70	33.585	1:40.718
277	34.249	1:41.879
148	34.702	1:41.192

LAP 5 @ 14:41:29.435

NO	BEHIND	LAP TIME
40		1:32.681
711	0.420	1:33.516
2	0.605	1:32.434
17	1.151	1:32.836
48	7.336	1:33.789
71	11.667	1:35.204
9	11.931	1:33.878
52	14.129	1:36.313
86	14.367	1:35.948
32	14.646	1:35.894
33	14.850	1:35.584
88	15.436	1:35.603
56	17.341	1:35.831
58	17.670	1:35.848
76	22.628	1:37.681
24	32.087	1:37.873
93	33.064	1:38.804
90	41.627	1:41.230
70	41.756	1:41.267
277	42.038	1:40.885
148	42.913	1:41.307

LAP 6 @ 14:43:01.758

NO	BEHIND	LAP TIME
40		1:32.323
2	1.041	1:32.759
711	1.351	1:33.254
17	1.710	1:32.882
48	8.447	1:33.434
71	14.586	1:35.242
9	14.720	1:35.112
86	14.995	1:32.951
32	18.843	1:36.520
52	18.866	1:37.060
33	19.076	1:36.549
88	19.610	1:36.497
56	20.486	1:35.468
58	21.037	1:35.690
76	27.941	1:37.636
93	42.117	1:41.376
277	51.769	1:42.054
70	51.785	1:42.352
148	52.455	1:41.865

LAP 7 @ 14:44:34.815

NO	BEHIND	LAP TIME
40		1:33.057
2	0.946	1:32.962
711	1.174	1:32.880
17	1.429	1:32.776
48	9.156	1:33.766
9	15.687	1:34.024
86	16.036	1:34.098
71	17.419	1:35.890
32	19.938	1:34.152
52	21.318	1:35.509
33	21.392	1:35.373
88	21.882	1:35.329
56	22.787	1:35.358
58	24.506	1:36.526
76	32.654	1:37.770
93	50.365	1:41.305
277	59.058	1:40.346
70	59.691	1:40.963
148	59.779	1:40.381

LAP 8 @ 14:46:07.873

NO	BEHIND	LAP TIME
40		1:33.058
2	0.875	1:32.987
711	1.049	1:32.933
17	1.262	1:32.891
48	10.099	1:34.001
9	16.496	1:33.867
86	16.846	1:33.868
71	19.485	1:35.124
32	20.419	1:33.539
33	24.173	1:35.839
88	24.952	1:36.128
52	25.615	1:37.355
56	26.394	1:36.665
58	27.909	1:36.461
76	37.867	1:38.271
93	58.158	1:40.851
148	1:06.075	1:39.354

277	1:07.170	1:41.170
70	1:08.269	1:41.636

LAP 9 @ 14:47:41.290

NO	BEHIND	LAP TIME
40		1:33.417
17	4.966	1:37.121
48	11.528	1:34.846
9	17.288	1:34.209
86	17.661	1:34.232
71	21.236	1:35.168
32	21.793	1:34.791
33	26.093	1:35.337
88	27.522	1:35.987
52	29.380	1:37.182
56	29.845	1:36.868
58	31.696	1:37.204
76	43.959	1:39.509
93	1:05.493	1:40.752
148	1:13.287	1:40.629
277	1:15.807	1:42.054
70	1:16.201	1:41.349

LAP 10 @ 14:49:14.661

NO	BEHIND	LAP TIME
40		1:33.371
17	5.052	1:33.457
48	12.642	1:34.485
9	18.086	1:34.169
86	18.166	1:33.876
71	23.010	1:35.145
32	23.142	1:34.720
33	28.613	1:35.891
88	31.001	1:36.850
52	34.053	1:38.044
56	34.154	1:37.680
58	37.169	1:38.844
76	48.301	1:37.713
93	1:12.682	1:40.560
148	1:22.238	1:42.322
277	1:22.309	1:39.873
70	1:22.644	1:39.814

Cadwell Park

Circuit Length = 2.1800 miles

Start: 14:33 Flag 14:49 End: 14:50

Printed - 14:52 Saturday, 26 June 2021

BMCRC - MRO Championships 2021 - Rnd 3 @ Cadwell Park

Reactive Parts MRO Powerbikes & Clubman 1000

RACE 8 - SECTOR ANALYSIS



SECTOR 1 = FL to I1, SECTOR 2 = I1 to FL, DIFF = Difference To Personal Best Lap, P = Crossed Finish Line in Pit Lane, D = Time Disallowed

P1 40		Aiden PATMORE		BMW S1000RR - TBR performance/Iris Rigging			
IDEAL LAP TIME : 1:32.323		BEST LAP TIME : 1:32.323		DIFFERENCE : 0.000			
LAP	SECTOR 1	SECTOR 2	LAP TIME	MPH	DIFF	TIME OF DAY	
1 -		39.541	1:38.886	79.36	6.563	14:35:16.999	
2 -	54.003	39.534	1:33.537	83.90	1.214	14:36:50.536	
3 -	53.979	39.400	1:33.379	84.04	1.056	14:38:23.915	
4 -	53.665	39.174	1:32.839 (3)	84.53	0.516	14:39:56.754	
5 -	53.643	39.038	1:32.681 (2)	84.67	0.358	14:41:29.435	
6 -	53.304	39.019	1:32.323 (1)	85.00		14:43:01.758	
7 -	53.655	39.402	1:33.057	84.33	0.734	14:44:34.815	
8 -	53.951	39.107	1:33.058	84.33	0.735	14:46:07.873	
9 -	54.170	39.247	1:33.417	84.01	1.094	14:47:41.290	
10 -	54.096	39.275	1:33.371	84.05	1.048	14:49:14.661	

P2 17		Philip BAKER		BMW S1000RR - R & M plant Theo & Debbie			
IDEAL LAP TIME : 1:32.641		BEST LAP TIME : 1:32.776		DIFFERENCE : 0.135			
LAP	SECTOR 1	SECTOR 2	LAP TIME	MPH	DIFF	TIME OF DAY	
1 -		39.340	1:39.411	78.94	6.635	14:35:17.524	
2 -	53.941	39.699	1:33.640	83.81	0.864	14:36:51.164	
3 -	54.222	39.309	1:33.531	83.90	0.755	14:38:24.695	
4 -	53.694	39.361	1:33.055	84.33	0.279	14:39:57.750	
5 -	53.681	39.155	1:32.836 (2)	84.53	0.060	14:41:30.586	
6 -	53.679	39.203	1:32.882 (3)	84.49	0.106	14:43:03.468	
7 -	53.814	38.962	1:32.776 (1)	84.59		14:44:36.244	
8 -	53.831	39.060	1:32.891	84.48	0.115	14:46:09.135	
9 -	53.938	43.183	1:37.121	80.80	4.345	14:47:46.256	
10 -	53.948	39.509	1:33.457	83.97	0.681	14:49:19.713	

P3 48		Nicky WILSON		Suzuki GSXR 1000 - Demon GP/Haslemere Motorcycles			
IDEAL LAP TIME : 1:33.277		BEST LAP TIME : 1:33.434		DIFFERENCE : 0.157			
LAP	SECTOR 1	SECTOR 2	LAP TIME	MPH	DIFF	TIME OF DAY	
1 -		40.472	1:42.562	76.51	9.128	14:35:20.675	
2 -	54.905	40.252	1:35.157	82.47	1.723	14:36:55.832	
3 -	54.301	39.282	1:33.583 (3)	83.86	0.149	14:38:29.415	
4 -	54.026	39.541	1:33.567 (2)	83.87	0.133	14:40:02.982	
5 -	54.347	39.442	1:33.789	83.67	0.355	14:41:36.771	
6 -	53.999	39.435	1:33.434 (1)	83.99		14:43:10.205	
7 -	53.995	39.771	1:33.766	83.69	0.332	14:44:43.971	
8 -	54.391	39.610	1:34.001	83.48	0.567	14:46:17.972	
9 -	54.307	40.539	1:34.846	82.74	1.412	14:47:52.818	
10 -	54.595	39.890	1:34.485	83.06	1.051	14:49:27.303	

P4 9 C		Luke DIXON		BMW S1000RR -			
IDEAL LAP TIME : 1:33.470		BEST LAP TIME : 1:33.867		DIFFERENCE : 0.397			
LAP	SECTOR 1	SECTOR 2	LAP TIME	MPH	DIFF	TIME OF DAY	
1 -		40.469	1:43.029	76.17	9.162	14:35:21.142	
2 -	55.259	40.856	1:36.115	81.65	2.248	14:36:57.257	
3 -	54.450	40.308	1:34.758	82.82	0.891	14:38:32.015	
4 -	55.098	40.375	1:35.473	82.20	1.606	14:40:07.488	
5 -	54.408	39.470	1:33.878 (2)	83.59	0.011	14:41:41.366	
6 -	54.987	40.125	1:35.112	82.51	1.245	14:43:16.478	
7 -	54.173	39.851	1:34.024 (3)	83.46	0.157	14:44:50.502	
8 -	54.124	39.743	1:33.867 (1)	83.60		14:46:24.369	
9 -	54.048	40.161	1:34.209	83.30	0.342	14:47:58.578	
10 -	54.000	40.169	1:34.169	83.34	0.302	14:49:32.747	

Weather / Track : Cloudy / Dry

Cadwell Park
Circuit Length = 2.1800 miles
Start: 14:33 Flag 14:49 End: 14:50

BMCRC - MRO Championships 2021 - Rnd 3 @ Cadwell Park

Reactive Parts MRO Powerbikes & Clubman 1000

RACE 8 - SECTOR ANALYSIS



SECTOR 1 = FL to I1, SECTOR 2 = I1 to FL, DIFF = Difference To Personal Best Lap, P = Crossed Finish Line in Pit Lane, D = Time Disallowed

P5 86		David SHOEBRIDGE		Ducati 996 -			
IDEAL LAP TIME : 1:32.666		BEST LAP TIME : 1:32.951		DIFFERENCE : 0.285			
LAP	SECTOR 1	SECTOR 2	LAP TIME	MPH	DIFF	TIME OF DAY	
1 -		40.762	1:42.365	76.66	9.414	14:35:20.478	
2 -	55.066	41.604	1:36.670	81.18	3.719	14:36:57.148	
3 -	54.788	40.502	1:35.290	82.35	2.339	14:38:32.438	
4 -	54.975	40.441	1:35.416	82.25	2.465	14:40:07.854	
5 -	55.297	40.651	1:35.948	81.79	2.997	14:41:43.802	
6 -	54.057	38.894	1:32.951 (1)	84.43		14:43:16.753	
7 -	54.174	39.924	1:34.098	83.40	1.147	14:44:50.851	
8 -	54.284	39.584	1:33.868 (2)	83.60	0.917	14:46:24.719	
9 -	53.913	40.319	1:34.232	83.28	1.281	14:47:58.951	
10 -	53.772	40.104	1:33.876 (3)	83.60	0.925	14:49:32.827	

P6 71		Tom NORTON		Kawasaki ZX10 -			
IDEAL LAP TIME : 1:34.555		BEST LAP TIME : 1:35.080		DIFFERENCE : 0.525			
LAP	SECTOR 1	SECTOR 2	LAP TIME	MPH	DIFF	TIME OF DAY	
1 -		40.658	1:41.659	77.19	6.579	14:35:19.772	
2 -	55.029	40.332	1:35.361	82.29	0.281	14:36:55.133	
3 -	55.302	40.383	1:35.685	82.01	0.605	14:38:30.818	
4 -	54.896	40.184	1:35.080 (1)	82.54		14:40:05.898	
5 -	54.925	40.279	1:35.204	82.43	0.124	14:41:41.102	
6 -	55.068	40.174	1:35.242	82.40	0.162	14:43:16.344	
7 -	55.807	40.083	1:35.890	81.84	0.810	14:44:52.234	
8 -	54.794	40.330	1:35.124 (2)	82.50	0.044	14:46:27.358	
9 -	54.472	40.696	1:35.168	82.46	0.088	14:48:02.526	
10 -	54.844	40.301	1:35.145 (3)	82.48	0.065	14:49:37.671	

P7 32		Martin MORRIS		BMW S1000RR - Morris Racing, Obsession			
IDEAL LAP TIME : 1:33.539		BEST LAP TIME : 1:33.539		DIFFERENCE : 0.000			
LAP	SECTOR 1	SECTOR 2	LAP TIME	MPH	DIFF	TIME OF DAY	
1 -		40.674	1:43.541	75.79	10.002	14:35:21.654	
2 -	55.102	41.068	1:36.170	81.60	2.631	14:36:57.824	
3 -	54.518	40.456	1:34.974	82.63	1.435	14:38:32.798	
4 -	54.936	40.453	1:35.389	82.27	1.850	14:40:08.187	
5 -	55.392	40.502	1:35.894	81.84	2.355	14:41:44.081	
6 -	55.353	41.167	1:36.520	81.31	2.981	14:43:20.601	
7 -	54.169	39.983	1:34.152 (2)	83.35	0.613	14:44:54.753	
8 -	53.881	39.658	1:33.539 (1)	83.90		14:46:28.292	
9 -	53.915	40.876	1:34.791	82.79	1.252	14:48:03.083	
10 -	54.578	40.142	1:34.720 (3)	82.85	1.181	14:49:37.803	

P8 33		Michael NEEVES		BMW S1000RR - Prime Factors Racing			
IDEAL LAP TIME : 1:35.090		BEST LAP TIME : 1:35.269		DIFFERENCE : 0.179			
LAP	SECTOR 1	SECTOR 2	LAP TIME	MPH	DIFF	TIME OF DAY	
1 -		40.517	1:43.674	75.69	8.405	14:35:21.787	
2 -	55.289	40.848	1:36.137	81.63	0.868	14:36:57.924	
3 -	55.057	40.451	1:35.508	82.17	0.239	14:38:33.432	
4 -	55.068	40.201	1:35.269 (1)	82.37		14:40:08.701	
5 -	55.187	40.397	1:35.584	82.10	0.315	14:41:44.285	
6 -	55.612	40.937	1:36.549	81.28	1.280	14:43:20.834	
7 -	55.199	40.174	1:35.373 (3)	82.28	0.104	14:44:56.207	
8 -	55.461	40.378	1:35.839	81.88	0.570	14:46:32.046	
9 -	54.916	40.421	1:35.337 (2)	82.31	0.068	14:48:07.383	
10 -	55.176	40.715	1:35.891	81.84	0.622	14:49:43.274	

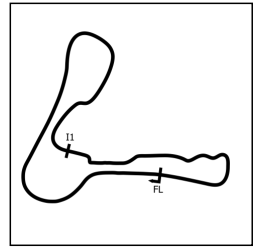
Weather / Track : Cloudy / Dry

Cadwell Park
Circuit Length = 2.1800 miles
Start: 14:33 Flag 14:49 End: 14:50

BMCRC - MRO Championships 2021 - Rnd 3 @ Cadwell Park

Reactive Parts MRO Powerbikes & Clubman 1000

RACE 8 - SECTOR ANALYSIS



SECTOR 1 = FL to I1, SECTOR 2 = I1 to FL, DIFF = Difference To Personal Best Lap, P = Crossed Finish Line in Pit Lane, D = Time Disallowed

P9 88 C		Scott HALLIDAY		Suzuki GSXR 1000 - Performance fitness gym			
IDEAL LAP TIME : 1:35.148		BEST LAP TIME : 1:35.329		DIFFERENCE : 0.181			
LAP	SECTOR 1	SECTOR 2	LAP TIME	MPH	DIFF	TIME OF DAY	
1 -		40.771	1:44.227	75.29	8.898	14:35:22.340	
2 -	55.035	41.122	1:36.157	81.61	0.828	14:36:58.497	
3 -	54.804	40.531	1:35.335 (2)	82.32	0.006	14:38:33.832	
4 -	55.092	40.344	1:35.436 (3)	82.23	0.107	14:40:09.268	
5 -	54.901	40.702	1:35.603	82.09	0.274	14:41:44.871	
6 -	55.309	41.188	1:36.497	81.32	1.168	14:43:21.368	
7 -	54.935	40.394	1:35.329 (1)	82.32		14:44:56.697	
8 -	55.359	40.769	1:36.128	81.64	0.799	14:46:32.825	
9 -	54.809	41.178	1:35.987	81.76	0.658	14:48:08.812	
10 -	55.427	41.423	1:36.850	81.03	1.521	14:49:45.662	

P10 52		Ben COTGROVE		Yamaha R1M - MFR			
IDEAL LAP TIME : 1:35.007		BEST LAP TIME : 1:35.067		DIFFERENCE : 0.060			
LAP	SECTOR 1	SECTOR 2	LAP TIME	MPH	DIFF	TIME OF DAY	
1 -		40.762	1:42.583	76.50	7.516	14:35:20.696	
2 -	55.300	40.690	1:35.990	81.75	0.923	14:36:56.686	
3 -	54.614	40.453	1:35.067 (1)	82.55		14:38:31.753	
4 -	55.105	40.393	1:35.498 (2)	82.18	0.431	14:40:07.251	
5 -	55.652	40.661	1:36.313	81.48	1.246	14:41:43.564	
6 -	55.722	41.338	1:37.060	80.85	1.993	14:43:20.624	
7 -	54.975	40.534	1:35.509 (3)	82.17	0.442	14:44:56.133	
8 -	56.553	40.802	1:37.355	80.61	2.288	14:46:33.488	
9 -	55.821	41.361	1:37.182	80.75	2.115	14:48:10.670	
10 -	55.988	42.056	1:38.044	80.04	2.977	14:49:48.714	

P11 56		Mike SMITH		Kawasaki ZX10R - Smiffs Garage			
IDEAL LAP TIME : 1:35.333		BEST LAP TIME : 1:35.358		DIFFERENCE : 0.025			
LAP	SECTOR 1	SECTOR 2	LAP TIME	MPH	DIFF	TIME OF DAY	
1 -		41.186	1:45.110	74.66	9.752	14:35:23.223	
2 -	55.167	40.867	1:36.034	81.72	0.676	14:36:59.257	
3 -	55.234	40.785	1:36.019	81.73	0.661	14:38:35.276	
4 -	54.941	40.728	1:35.669 (3)	82.03	0.311	14:40:10.945	
5 -	54.744	41.087	1:35.831	81.89	0.473	14:41:46.776	
6 -	54.773	40.695	1:35.468 (2)	82.20	0.110	14:43:22.244	
7 -	54.769	40.589	1:35.358 (1)	82.30		14:44:57.602	
8 -	55.772	40.893	1:36.665	81.18	1.307	14:46:34.267	
9 -	55.331	41.537	1:36.868	81.01	1.510	14:48:11.135	
10 -	55.440	42.240	1:37.680	80.34	2.322	14:49:48.815	

P12 58 C		Kenny FRETWELL		Yamaha R1 - Polished Concrete London			
IDEAL LAP TIME : 1:35.225		BEST LAP TIME : 1:35.227		DIFFERENCE : 0.002			
LAP	SECTOR 1	SECTOR 2	LAP TIME	MPH	DIFF	TIME OF DAY	
1 -		41.397	1:45.603	74.31	10.376	14:35:23.716	
2 -	55.624	40.636	1:36.260	81.52	1.033	14:36:59.976	
3 -	56.049	40.005	1:36.054	81.70	0.827	14:38:36.030	
4 -	55.220	40.007	1:35.227 (1)	82.41		14:40:11.257	
5 -	55.450	40.398	1:35.848 (3)	81.88	0.621	14:41:47.105	
6 -	55.656	40.034	1:35.690 (2)	82.01	0.463	14:43:22.795	
7 -	55.393	41.133	1:36.526	81.30	1.299	14:44:59.321	
8 -	55.828	40.633	1:36.461	81.36	1.234	14:46:35.782	
9 -	55.997	41.207	1:37.204	80.73	1.977	14:48:12.986	
10 -	57.639	41.205	1:38.844	79.39	3.617	14:49:51.830	

Weather / Track : Cloudy / Dry

Cadwell Park
Circuit Length = 2.1800 miles
Start: 14:33 Flag 14:49 End: 14:50

BMCRC - MRO Championships 2021 - Rnd 3 @ Cadwell Park

Reactive Parts MRO Powerbikes & Clubman 1000

RACE 8 - SECTOR ANALYSIS



SECTOR 1 = FL to I1, SECTOR 2 = I1 to FL, DIFF = Difference To Personal Best Lap, P = Crossed Finish Line in Pit Lane, D = Time Disallowed

P13 76		Jason BYARD		Yamaha R1 - May Construction			
IDEAL LAP TIME : 1:36.457		BEST LAP TIME : 1:36.583		DIFFERENCE : 0.126			
LAP	SECTOR 1	SECTOR 2	LAP TIME	MPH	DIFF	TIME OF DAY	
1 -		41.563	1:46.033	74.01	9.450	14:35:24.146	
2 -	56.028	40.722	1:36.750 (2)	81.11	0.167	14:37:00.896	
3 -	55.735	40.848	1:36.583 (1)	81.25		14:38:37.479	
4 -	55.765	41.138	1:36.903 (3)	80.98	0.320	14:40:14.382	
5 -	56.266	41.415	1:37.681	80.34	1.098	14:41:52.063	
6 -	56.349	41.287	1:37.636	80.38	1.053	14:43:29.699	
7 -	56.105	41.665	1:37.770	80.27	1.187	14:45:07.469	
8 -	56.824	41.447	1:38.271	79.86	1.688	14:46:45.740	
9 -	57.132	42.377	1:39.509	78.86	2.926	14:48:25.249	
10 -	56.404	41.309	1:37.713	80.31	1.130	14:50:02.962	

P14 93 C		Connor IRWIN		Kawasaki ZX10R - RAW K9 nutrition / roof works			
IDEAL LAP TIME : 1:38.167		BEST LAP TIME : 1:38.804		DIFFERENCE : 0.637			
LAP	SECTOR 1	SECTOR 2	LAP TIME	MPH	DIFF	TIME OF DAY	
1 -		41.844	1:47.164	73.23	8.360	14:35:25.277	
2 -	56.861	42.182	1:39.043 (2)	79.23	0.239	14:37:04.320	
3 -	57.520	41.741	1:39.261 (3)	79.06	0.457	14:38:43.581	
4 -	57.824	42.290	1:40.114	78.39	1.310	14:40:23.695	
5 -	57.498	41.306	1:38.804 (1)	79.43		14:42:02.499	
6 -	57.520	43.856	1:41.376	77.41	2.572	14:43:43.875	
7 -	59.346	41.959	1:41.305	77.46	2.501	14:45:25.180	
8 -	58.565	42.286	1:40.851	77.81	2.047	14:47:06.031	
9 -	58.395	42.357	1:40.752	77.89	1.948	14:48:46.783	
10 -	58.223	42.337	1:40.560	78.04	1.756	14:50:27.343	

P15 148 C		Aaron COLLINS		BMW S1000RR - Precision installations			
IDEAL LAP TIME : 1:39.354		BEST LAP TIME : 1:39.354		DIFFERENCE : 0.000			
LAP	SECTOR 1	SECTOR 2	LAP TIME	MPH	DIFF	TIME OF DAY	
1 -		43.443	1:51.028	70.68	11.674	14:35:29.141	
2 -	57.826	42.752	1:40.578	78.02	1.224	14:37:09.719	
3 -	57.863	42.267	1:40.130 (2)	78.37	0.776	14:38:49.849	
4 -	58.262	42.930	1:41.192	77.55	1.838	14:40:31.041	
5 -	58.267	43.040	1:41.307	77.46	1.953	14:42:12.348	
6 -	58.288	43.577	1:41.865	77.04	2.511	14:43:54.213	
7 -	57.945	42.436	1:40.381 (3)	78.18	1.027	14:45:34.594	
8 -	57.275	42.079	1:39.354 (1)	78.99		14:47:13.948	
9 -	57.677	42.952	1:40.629	77.99	1.275	14:48:54.577	
10 -	58.904	43.418	1:42.322	76.69	2.968	14:50:36.899	

P16 277 C		Adrian AVERRE		Ducati PANIGALE V4 - Ryders Alley Racing			
IDEAL LAP TIME : 1:39.873		BEST LAP TIME : 1:39.873		DIFFERENCE : 0.000			
LAP	SECTOR 1	SECTOR 2	LAP TIME	MPH	DIFF	TIME OF DAY	
1 -		43.298	1:49.981	71.35	10.108	14:35:28.094	
2 -	57.795	42.515	1:40.310 (3)	78.23	0.437	14:37:08.404	
3 -	57.669	42.636	1:40.305 (2)	78.24	0.432	14:38:48.709	
4 -	58.869	43.010	1:41.879	77.03	2.006	14:40:30.588	
5 -	58.234	42.651	1:40.885	77.79	1.012	14:42:11.473	
6 -	58.739	43.315	1:42.054	76.90	2.181	14:43:53.527	
7 -	57.880	42.466	1:40.346	78.21	0.473	14:45:33.873	
8 -	58.853	42.317	1:41.170	77.57	1.297	14:47:15.043	
9 -	58.119	43.935	1:42.054	76.90	2.181	14:48:57.097	
10 -	57.626	42.247	1:39.873 (1)	78.58		14:50:36.970	

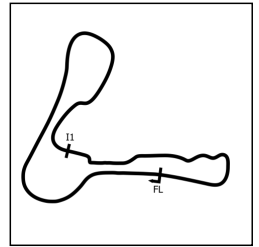
Weather / Track : Cloudy / Dry

Cadwell Park
Circuit Length = 2.1800 miles
Start: 14:33 Flag 14:49 End: 14:50

BMCRC - MRO Championships 2021 - Rnd 3 @ Cadwell Park

Reactive Parts MRO Powerbikes & Clubman 1000

RACE 8 - SECTOR ANALYSIS



SECTOR 1 = FL to I1, SECTOR 2 = I1 to FL, DIFF = Difference To Personal Best Lap, P = Crossed Finish Line in Pit Lane, D = Time Disallowed

P17 70		David CRAMPTON		Suzuki GSXR -		
IDEAL LAP TIME : 1:39.030		BEST LAP TIME : 1:39.814		DIFFERENCE : 0.784		
LAP	SECTOR 1	SECTOR 2	LAP TIME	MPH	DIFF	TIME OF DAY
1 -		43.665	1:50.485	71.03	10.671	14:35:28.598
2 -	57.670	42.833	1:40.503 (3)	78.08	0.689	14:37:09.101
3 -	57.314	42.791	1:40.105 (2)	78.39	0.291	14:38:49.206
4 -	58.073	42.645	1:40.718	77.92	0.904	14:40:29.924
5 -	58.423	42.844	1:41.267	77.49	1.453	14:42:11.191
6 -	58.167	44.185	1:42.352	76.67	2.538	14:43:53.543
7 -	58.226	42.737	1:40.963	77.73	1.149	14:45:34.506
8 -	58.796	42.840	1:41.636	77.21	1.822	14:47:16.142
9 -	57.353	43.996	1:41.349	77.43	1.535	14:48:57.491
10 -	58.098	41.716	1:39.814 (1)	78.62		14:50:37.305

P18 2		Peter BAKER		Kawasaki ZX10R - Dodfrey Engineering		
IDEAL LAP TIME : 1:32.331		BEST LAP TIME : 1:32.434		DIFFERENCE : 0.103		
LAP	SECTOR 1	SECTOR 2	LAP TIME	MPH	DIFF	TIME OF DAY
1 -		39.563	1:39.231	79.08	6.797	14:35:17.344
2 -	53.842	39.858	1:33.700	83.75	1.266	14:36:51.044
3 -	53.973	39.455	1:33.428	84.00	0.994	14:38:24.472
4 -	53.590	39.544	1:33.134	84.26	0.700	14:39:57.606
5 -	53.489	38.945	1:32.434 (1)	84.90		14:41:30.040
6 -	53.386	39.373	1:32.759 (2)	84.60	0.325	14:43:02.799
7 -	53.505	39.457	1:32.962 (3)	84.42	0.528	14:44:35.761
8 -	53.498	39.489	1:32.987	84.39	0.553	14:46:08.748

P19 711		Ritchie THORNTON		Kawasaki ZX10R - Team 71		
IDEAL LAP TIME : 1:32.880		BEST LAP TIME : 1:32.880		DIFFERENCE : 0.000		
LAP	SECTOR 1	SECTOR 2	LAP TIME	MPH	DIFF	TIME OF DAY
1 -		39.457	1:37.932	80.13	5.052	14:35:16.045
2 -	54.455	39.396	1:33.851	83.62	0.971	14:36:49.896
3 -	54.078	39.310	1:33.388	84.03	0.508	14:38:23.284
4 -	53.914	39.141	1:33.055 (3)	84.33	0.175	14:39:56.339
5 -	54.310	39.206	1:33.516	83.92	0.636	14:41:29.855
6 -	53.931	39.323	1:33.254	84.15	0.374	14:43:03.109
7 -	53.742	39.138	1:32.880 (1)	84.49		14:44:35.989
8 -	53.751	39.182	1:32.933 (2)	84.44	0.053	14:46:08.922

P20 24		Alan SMITH		Kawasaki ZX10R - Orwells Mcs		
IDEAL LAP TIME : 1:37.730		BEST LAP TIME : 1:37.873		DIFFERENCE : 0.143		
LAP	SECTOR 1	SECTOR 2	LAP TIME	MPH	DIFF	TIME OF DAY
1 -		42.835	1:49.023	71.98	11.150	14:35:27.136
2 -	57.582	41.449	1:39.031 (3)	79.24	1.158	14:37:06.167
3 -	57.804	41.594	1:39.398	78.95	1.525	14:38:45.565
4 -	56.766	41.318	1:38.084 (2)	80.01	0.211	14:40:23.649
5 -	56.909	40.964	1:37.873 (1)	80.18		14:42:01.522

P21 90 C		Edward WATSON		Suzuki GSXR 1000 - TEA Time Racing		
IDEAL LAP TIME : 1:40.168		BEST LAP TIME : 1:40.414		DIFFERENCE : 0.246		
LAP	SECTOR 1	SECTOR 2	LAP TIME	MPH	DIFF	TIME OF DAY
1 -		43.039	1:49.046	71.96	8.632	14:35:27.159
2 -	58.155	42.585	1:40.740 (2)	77.90	0.326	14:37:07.899
3 -	57.583	42.831	1:40.414 (1)	78.15		14:38:48.313
4 -	58.313	43.206	1:41.519	77.30	1.105	14:40:29.832
5 -	58.269	42.961	1:41.230 (3)	77.52	0.816	14:42:11.062

Weather / Track : Cloudy / Dry

Cadwell Park
Circuit Length = 2.1800 miles
Start: 14:33 Flag 14:49 End: 14:50

BMCRC - MRO Championships 2021 - Rnd 3 @ Cadwell Park

Reactive Parts MRO Powerbikes & Clubman 1000

RACE 8 - SECTOR ANALYSIS



SECTOR 1 = FL to I1, SECTOR 2 = I1 to FL, DIFF = Difference To Personal Best Lap, P = Crossed Finish Line in Pit Lane, D = Time Disallowed

P22 98		Rick DICKINSON		BMW S1000RR - MotorcycleRaceParts.co.uk			
IDEAL LAP TIME : 1:35.176		BEST LAP TIME : 1:35.413		DIFFERENCE : 0.237			
LAP	SECTOR 1	SECTOR 2	LAP TIME	MPH	DIFF	TIME OF DAY	
1 -		40.733	1:42.011	76.93	6.598	14:35:20.124	
2 -	55.276	40.454	1:35.730 (3)	81.98	0.317	14:36:55.854	
3 -	55.264	40.149	1:35.413 (1)	82.25		14:38:31.267	
4 -	55.027	40.492	1:35.519 (2)	82.16	0.106	14:40:06.786	

BMCRC - MRO Championships 2021 - Rnd 3 @ Cadwell Park

Reactive Parts MRO Powerbikes & Clubman 1000

RACE 8 - BEST SECTORS

SECTOR 1			SECTOR 2			IDEAL / BEST COMPARISON						
POS	NO	NAME	TIME	NO	NAME	TIME	POS	NO	NAME	IDEAL	BEST	DIFF
									PERFECT LAP	1:32.198		
1	40	PATMORE	53.304	86	SHOEBRIDGE	38.894	1	40	PATMORE	1:32.323	1:32.323	0.000
2	2	BAKER	53.386	2	BAKER	38.945	2	2	BAKER	1:32.331	1:32.434	0.103
3	17	BAKER	53.679	17	BAKER	38.962	3	17	BAKER	1:32.641	1:32.776	0.135
4	711	THORNTON	53.742	40	PATMORE	39.019	4	86	SHOEBRIDGE	1:32.666	1:32.951	0.285
5	86	SHOEBRIDGE	53.772	711	THORNTON	39.138	5	711	THORNTON	1:32.880	1:32.880	0.000
6	32	MORRIS	53.881	48	WILSON	39.282	6	48	WILSON	1:33.277	1:33.434	0.157
7	48	WILSON	53.995	9	DIXON	39.470	7	9	DIXON	1:33.470	1:33.867	0.397
8	9	DIXON	54.000	32	MORRIS	39.658	8	32	MORRIS	1:33.539	1:33.539	0.000
9	71	NORTON	54.472	58	FRETWELL	40.005	9	71	NORTON	1:34.555	1:35.080	0.525
10	52	COTGROVE	54.614	71	NORTON	40.083	10	52	COTGROVE	1:35.007	1:35.067	0.060
11	56	SMITH	54.744	98	DICKINSON	40.149	11	33	NEEVES	1:35.090	1:35.269	0.179
12	88	HALLIDAY	54.804	33	NEEVES	40.174	12	88	HALLIDAY	1:35.148	1:35.329	0.181
13	33	NEEVES	54.916	88	HALLIDAY	40.344	13	98	DICKINSON	1:35.176	1:35.413	0.237
14	98	DICKINSON	55.027	52	COTGROVE	40.393	14	58	FRETWELL	1:35.225	1:35.227	0.002
15	58	FRETWELL	55.220	56	SMITH	40.589	15	56	SMITH	1:35.333	1:35.358	0.025
16	76	BYARD	55.735	76	BYARD	40.722	16	76	BYARD	1:36.457	1:36.583	0.126
17	24	SMITH	56.766	24	SMITH	40.964	17	24	SMITH	1:37.730	1:37.873	0.143
18	93	IRWIN	56.861	93	IRWIN	41.306	18	93	IRWIN	1:38.167	1:38.804	0.637
19	148	COLLINS	57.275	70	CRAMPTON	41.716	19	70	CRAMPTON	1:39.030	1:39.814	0.784
20	70	CRAMPTON	57.314	148	COLLINS	42.079	20	148	COLLINS	1:39.354	1:39.354	0.000
21	90	WATSON	57.583	277	AVERRE	42.247	21	277	AVERRE	1:39.873	1:39.873	0.000
22	277	AVERRE	57.626	90	WATSON	42.585	22	90	WATSON	1:40.168	1:40.414	0.246

Weather / Track : Cloudy / Dry

Results can be found at www.tsl-timing.com

Cadwell Park
Circuit Length = 2.1800 miles
Start: 14:33 Flag 14:49 End: 14:50

Printed - 14:52 Saturday, 26 June 2021

BMCRC - MRO Championships 2021 - Rnd 3 @ Cadwell Park

Reactive Parts MRO Powerbikes & Clubman 1000

RACE 8 - STATISTICS

Competitors Started 22
Planned Start 2021-06-26 @ 14:20:00.000
Actual Start 2021-06-26 @ 14:33:38.112
Finish Time 2021-06-26 @ 14:49:14.660
Track Length 2.1800mi.
Total Laps 200
Total Distance Covered 436.0037mi.

Session Fastest Lap History

NO	CL	NAME	LAP TIME	TIME OF DAY	LAP	VEHICLE
711		Ritchie THORNTON	1:37.932	14:35:16.066	1	Kawasaki ZX10R
711		Ritchie THORNTON	1:33.851	14:36:49.917	2	Kawasaki ZX10R
40		Aiden PATMORE	1:33.537	14:36:50.568	2	BMW S1000RR
711		Ritchie THORNTON	1:33.388	14:38:23.305	3	Kawasaki ZX10R
40		Aiden PATMORE	1:33.379	14:38:23.946	3	BMW S1000RR
711		Ritchie THORNTON	1:33.055	14:39:56.360	4	Kawasaki ZX10R
40		Aiden PATMORE	1:32.839	14:39:56.786	4	BMW S1000RR
40		Aiden PATMORE	1:32.681	14:41:29.466	5	BMW S1000RR
2		Peter BAKER	1:32.434	14:41:30.051	5	Kawasaki ZX10R
40		Aiden PATMORE	1:32.323	14:43:01.790	6	BMW S1000RR

Session Leader History

NO	CL	NAME	FROM LAP	LAPS LED	DISTANCE	VEHICLE
711		Ritchie THORNTON	1	4	8.72 miles	Kawasaki ZX10R
40		Aiden PATMORE	5	6	13.08 miles	BMW S1000RR

Flag History

TYPE	TIME OF DAY
GREEN	14:33:38.112
FINISH	14:49:14.660

Flag Statistics

TYPE	COUNT	TOTAL LAPS	TOTAL TIME
Green	1	10	17:07.352
Red	0	0	0.000
Safety Car	0	0	0.000
FCY	0	0	0.000

BMCRC - MRO Championships 2021 - Rnd 3 @ Cadwell Park

Reactive Parts MRO Powerbikes & Clubman 1000

RACE 8 - STATISTICS

CLASS :

15 Starters

Fastest Lap History

NO	NAME	LAP TIME	TIME OF DAY	LAP	VEHICLE
711	Ritchie THORNTON	1:37.932	14:35:16.066	1	Kawasaki ZX10R
711	Ritchie THORNTON	1:33.851	14:36:49.917	2	Kawasaki ZX10R
40	Aiden PATMORE	1:33.537	14:36:50.568	2	BMW S1000RR
711	Ritchie THORNTON	1:33.388	14:38:23.305	3	Kawasaki ZX10R
40	Aiden PATMORE	1:33.379	14:38:23.946	3	BMW S1000RR
711	Ritchie THORNTON	1:33.055	14:39:56.360	4	Kawasaki ZX10R
40	Aiden PATMORE	1:32.839	14:39:56.786	4	BMW S1000RR
40	Aiden PATMORE	1:32.681	14:41:29.466	5	BMW S1000RR
2	Peter BAKER	1:32.434	14:41:30.051	5	Kawasaki ZX10R
40	Aiden PATMORE	1:32.323	14:43:01.790	6	BMW S1000RR

Leader History

NO	NAME	FROM LAP	LAPS LED	DISTANCE	VEHICLE
711	Ritchie THORNTON	1	4	8.72 miles	Kawasaki ZX10R
40	Aiden PATMORE	5	6	13.08 miles	BMW S1000RR

BMCRC - MRO Championships 2021 - Rnd 3 @ Cadwell Park

Reactive Parts MRO Powerbikes & Clubman 1000

RACE 8 - STATISTICS

CLASS : C

7 Starters

Fastest Lap History

NO	NAME	LAP TIME	TIME OF DAY	LAP	VEHICLE
9	Luke DIXON	1:43.029	14:35:21.165	1	BMW S1000RR
9	Luke DIXON	1:36.115	14:36:57.257	2	BMW S1000RR
9	Luke DIXON	1:34.758	14:38:32.037	3	BMW S1000RR
9	Luke DIXON	1:33.878	14:41:41.389	5	BMW S1000RR
9	Luke DIXON	1:33.867	14:46:24.392	8	BMW S1000RR

Leader History

NO	NAME	FROM LAP	LAPS LED	DISTANCE	VEHICLE
9	Luke DIXON	1	10	21.80 miles	BMW S1000RR

BMCRC - MRO Championships 2021 - Rnd 3 @ Cadwell Park

Reactive Parts MRO Powerbikes & Clubman 1000

RACE 8 - GRID (12 Laps)



ROW 9	25	51	Michael HOGARTH	26	129	Cecil DINSMORE	27	147	Ryan WARRINGTON			
ROW 8				22	90	Edward WATSON 1:40.414	23	18	Lee LONGSTAFF	24	46	Simon GATES
ROW 7	19	148	Aaron COLLINS 1:39.354	20	70	David CRAMPTON 1:39.814	21	277	Adrian AVERRE 1:39.873			
ROW 6				16	76	Jason BYARD 1:36.583	17	24	Alan SMITH 1:37.873	18	93	Connor IRWIN 1:38.804
ROW 5	13	88	Scott HALLIDAY 1:35.329	14	56	Mike SMITH 1:35.358	15	98	Rick DICKINSON 1:35.413			
ROW 4				10	71	Tom NORTON 1:35.080	11	58	Kenny FRETWELL 1:35.227	12	33	Michael NEEVES 1:35.269
ROW 3	7	32	Martin MORRIS 1:33.539	8	9	Luke DIXON 1:33.867	9	52	Ben COTGROVE 1:35.067			
ROW 2				4	711	Ritchie THORNTON 1:32.880	5	86	David SHOEBRIDGE 1:32.951	6	48	Nicky WILSON 1:33.434
ROW 1	1	40	Aiden PATMORE 1:32.323	2	2	Peter BAKER 1:32.434	3	17	Philip BAKER 1:32.776			
			Pole									

Cadwell Park

Circuit Length = 2.1800 miles

These results are provisional until the conclusion of any judicial and technical matters.

Clerk Of Course :	Stewards :	Timekeeper :

Results can be found at www.tsl-timing.com

Printed - 14:54 Saturday, 26 June 2021



BMCRC - MRO Championships 2021 - Rnd 3 @ Cadwell Park

Reactive Parts MRO Powerbikes & Clubman 1000

RACE 8 - RESTART - CLASSIFICATION



POS	NO	CL	PIC NAME	ENTRY	LAPS	TIME	GAP	DIFF	MPH	BEST	ON
1	40		1 Aiden PATMORE	BMW S1000RR - TBR performance/Iris Rigging	10	15:33.648			84.05	1:31.995	4
2	17		2 Philip BAKER	BMW S1000RR - R & M plant Theo & Debbie	10	15:37.248	3.600	3.600	83.73	1:32.769	7
3	86		3 David SHOEBRIDGE	Ducati 996 -	10	15:45.731	12.083	8.483	82.98	1:32.545	4
4	2		4 Peter BAKER	Kawasaki ZX10R - Dodfrey Engineering	10	15:49.928	16.280	4.197	82.61	1:33.781	2
5	711		5 Ritchie THORNTON	Kawasaki ZX10R - Team 71	10	15:49.983	16.335	0.055	82.61	1:33.641	9
6	52		6 Ben COTGROVE	Yamaha R1M - MFR	10	16:00.312	26.664	10.329	81.72	1:34.682	5
7	33		7 Michael NEEVES	BMW S1000RR - Prime Factors Racing	10	16:01.315	27.667	1.003	81.63	1:34.861	8
8	32		8 Martin MORRIS	BMW S1000RR - Morris Racing, Obsession	10	16:02.192	28.544	0.877	81.56	1:34.460	8
9	98		9 Rick DICKINSON	BMW S1000RR - MotorcycleRaceParts.co.uk	10	16:07.917	34.269	5.725	81.08	1:35.280	3
10	58	C	1 Kenny FRETWELL	Yamaha R1 - Polished Concrete London	10	16:09.159	35.511	1.242	80.97	1:34.883	10
11	56		10 Mike SMITH	Kawasaki ZX10R - Smiffs Garage	10	16:17.514	43.866	8.355	80.28	1:35.332	3
12	76		11 Jason BYARD	Yamaha R1 - May Construction	10	16:24.225	50.577	6.711	79.73	1:36.060	4
13	88	C	2 Scott HALLIDAY	Suzuki GSXR 1000 - Performance fitness gym	10	16:34.404	1:00.756	10.179	78.92	1:35.615	2
14	18	C	3 Lee LONGSTAFF	Yamaha R1 - SMC GARAGE	10	16:34.558	1:00.910	0.154	78.91	1:37.728	7
15	148	C	4 Aaron COLLINS	BMW S1000RR - Precision installations	10	16:52.894	1:19.246	18.336	77.48	1:39.335	5
16	93	C	5 Connor IRWIN	Kawasaki ZX10R - RAW K9 nutrition / roof works	10	16:57.222	1:23.574	4.328	77.15	1:39.785	5
17	70		12 David CRAMPTON	Suzuki GSXR -	10	16:57.596	1:23.948	0.374	77.12	1:39.684	2
18	277	C	6 Adrian AVERRE	Ducati PANIGALE V4 - Ryders Alley Racing	10	16:57.720	1:24.072	0.124	77.11	1:40.374	10

NOT CLASSIFIED

DNF	9	C	Luke DIXON	BMW S1000RR -	9	14:22.462	1 Lap	1 Lap	81.89	1:34.583	5
DNF	71		Tom NORTON	Kawasaki ZX10 -	8	12:46.790	2 Laps	1 Lap	81.87	1:34.176	3
DNF	48		Nicky WILSON	Suzuki GSXR 1000 - Demon GP/Haslemere Motorc	3	4:45.794	7 Laps	5 Laps	82.38	1:33.122	2
DNF	24		Alan SMITH	Kawasaki ZX10R - Orwells Mcs	0						
NS	46	C	Simon GATES	Kawasaki ZX10R - Team Kawafati	0						
NS	51		Michael HOGARTH	Kawasaki ZX10 RR - WHR Racing	0						
NS	90	C	Edward WATSON	Suzuki GSXR 1000 - TEA Time Racing	0						
NS	129	C	Cecil DINSMORE	Suzuki GSXR 1000 - KnC Motorsport	0						
NS	147	C	Ryan WARRINGTON	Kawasaki ZX10R - RWarrington Carpentry	0						

FASTEST LAP

	40		Aiden PATMORE	BMW S1000RR - TBR performance/Iris Rigging	4	1:31.995	85.30 mph	137.29 kph
	9	C	Luke DIXON	BMW S1000RR -	5	1:34.583	82.97 mph	133.53 kph

Bike 24 - Did not take restart after Red Flag
 Class - 92.5% of Race Speed = 77.74 mph
 Class C - 92.5% of Race Speed = 74.89 mph

Cadwell Park: 2.1800 miles

Race Distance: 10 Laps / 21.80 miles

Start: 13:06 Flag 13:22 End: 13:23

Weather / Track : Cloudy / Dry

These results are provisional until the conclusion of any judicial and technical matters.

Clerk Of Course :	Stewards :	Timekeeper : Sarah Evans
-------------------	------------	--------------------------

Results can be found at www.tsl-timing.com

Printed - 13:23 Sunday, 27 June 2021



BMCRC - MRO Championships 2021 - Rnd 3 @ Cadwell Park

Reactive Parts MRO Powerbikes & Clubman 1000

RACE 8 - RESTART - LAP CHART

LAP 1 @ 13:08:09.198

NO	BEHIND	LAP TIME
17		1:38.558
40	0.339	1:38.897
48	0.441	1:38.999
86	0.940	1:39.498
711	1.806	1:40.364
2	2.450	1:41.008
52	3.113	1:41.671
9	3.493	1:42.051
71	3.864	1:42.422
33	4.323	1:42.881
88	5.112	1:43.670
32	5.625	1:44.183
56	6.201	1:44.759
98	6.354	1:44.912
58	6.571	1:45.129
76	6.899	1:45.457
70	9.090	1:47.648
18	9.259	1:47.817
277	10.908	1:49.466
93	11.759	1:50.317
148	11.957	1:50.515

LAP 2 @ 13:09:42.334

NO	BEHIND	LAP TIME
17		1:33.136
40	0.307	1:33.104
48	0.427	1:33.122
86	1.575	1:33.771
2	3.095	1:33.781
711	3.478	1:34.808
52	4.710	1:34.733
9	5.109	1:34.752
71	5.528	1:34.800
33	6.387	1:35.200
88	7.591	1:35.615
32	8.221	1:35.732
56	8.884	1:35.819
98	9.239	1:36.021
58	9.412	1:35.977
76	10.004	1:36.241
70	15.638	1:39.684
18	15.720	1:39.597
277	18.788	1:41.016
93	19.385	1:40.762
148	19.718	1:40.897

LAP 3 @ 13:11:15.944

NO	BEHIND	LAP TIME
40		1:33.303
17	0.399	1:34.009
48	0.490	1:33.673
86	1.425	1:33.460
2	4.151	1:34.666
711	4.252	1:34.384
52	5.924	1:34.824
71	6.094	1:34.176
9	6.712	1:35.213
33	8.068	1:35.291
88	9.973	1:35.992
32	10.203	1:35.592
56	10.606	1:35.332

98	10.909	1:35.280
58	11.314	1:35.512
76	13.104	1:36.710
18	20.304	1:38.194
70	23.066	1:41.038
148	25.606	1:39.498
277	26.222	1:41.044
93	26.699	1:40.924

LAP 4 @ 13:12:47.939

NO	BEHIND	LAP TIME
40		1:31.995
17	1.432	1:33.028
86	1.975	1:32.545
2	7.096	1:34.940
711	7.224	1:34.967
52	8.707	1:34.778
71	9.063	1:34.964
9	9.442	1:34.725
33	12.060	1:35.987
32	13.866	1:35.658
56	14.851	1:36.240
98	15.102	1:36.188
88	16.685	1:38.707
58	16.929	1:37.610
76	17.169	1:36.060
18	27.010	1:38.701
148	33.881	1:40.270
70	33.907	1:42.836
93	34.604	1:39.900
277	36.053	1:41.826

LAP 5 @ 13:14:20.257

NO	BEHIND	LAP TIME
40		1:32.318
17	2.771	1:33.657
86	3.104	1:33.447
2	9.213	1:34.435
711	9.410	1:34.504
52	11.071	1:34.682
71	11.389	1:34.644
9	11.707	1:34.583
33	15.129	1:35.387
32	16.092	1:34.544
56	18.250	1:35.717
98	18.342	1:35.558
88	22.220	1:37.853
58	22.349	1:37.738
76	22.671	1:37.820
18	33.241	1:38.549
148	40.898	1:39.335
93	42.071	1:39.785
70	42.841	1:41.252
277	44.312	1:40.577

LAP 6 @ 13:15:52.592

NO	BEHIND	LAP TIME
40		1:32.335
17	3.327	1:32.891
86	5.172	1:34.403
2	11.166	1:34.288
711	11.485	1:34.410
52	13.465	1:34.729

71	13.742	1:34.688
9	14.186	1:34.814
33	17.952	1:35.158
32	18.768	1:35.011
98	22.177	1:36.170
56	22.687	1:36.772
58	25.705	1:35.691
88	29.318	1:39.433
76	29.447	1:39.111
18	38.934	1:38.028
148	47.908	1:39.345
93	50.079	1:40.343
70	50.618	1:40.112
277	52.532	1:40.555

LAP 7 @ 13:17:24.853

NO	BEHIND	LAP TIME
40		1:32.261
17	3.835	1:32.769
86	8.673	1:35.762
2	13.262	1:34.357
711	13.526	1:34.302
71	17.362	1:35.881
52	17.808	1:36.604
9	17.970	1:36.045
33	20.637	1:34.946
32	21.348	1:34.841
98	25.346	1:35.430
56	27.085	1:36.659
58	29.371	1:35.927
88	35.659	1:38.602
76	35.742	1:38.556
18	44.401	1:37.728
148	55.476	1:39.829
93	58.722	1:40.904
70	58.834	1:40.477
277	1:00.801	1:40.530

LAP 8 @ 13:18:57.221

NO	BEHIND	LAP TIME
40		1:32.368
17	4.694	1:33.227
86	9.563	1:33.258
2	15.107	1:34.213
711	15.766	1:34.608
71	20.209	1:35.215
9	20.496	1:34.894
52	21.195	1:35.755
33	23.130	1:34.861
32	23.440	1:34.460
98	28.947	1:35.969
58	32.232	1:35.229
56	32.644	1:37.927
76	40.801	1:37.427
88	43.367	1:40.076
18	50.127	1:38.094
148	1:03.781	1:40.673
70	1:07.859	1:41.393
93	1:08.001	1:41.647
277	1:09.264	1:40.831

LAP 9 @ 13:20:30.188

NO	BEHIND	LAP TIME
40		1:32.967
17	4.924	1:33.197
86	10.332	1:33.736
2	16.024	1:33.884
711	16.440	1:33.641
9	22.914	1:35.385
52	23.684	1:35.456
33	25.497	1:35.334
32	25.804	1:35.331
98	31.670	1:35.690
58	34.728	1:35.463
56	37.927	1:38.250
76	45.236	1:37.402
88	52.985	1:42.585
18	55.351	1:38.191
148	1:11.522	1:40.708
70	1:16.246	1:41.354
93	1:16.370	1:41.336
277	1:17.798	1:41.501

LAP 10 @ 13:22:04.288

NO	BEHIND	LAP TIME
40		1:34.100
17	3.600	1:32.776
86	12.083	1:35.851
2	16.280	1:34.356
711	16.335	1:33.995
52	26.664	1:37.080
33	27.667	1:36.270
32	28.544	1:36.840
98	34.269	1:36.699
58	35.511	1:34.883
56	43.866	1:40.039
76	50.577	1:39.441
88	1:00.756	1:41.871
18	1:00.910	1:39.659
148	1:19.246	1:41.824
93	1:23.574	1:41.304
70	1:23.948	1:41.802
277	1:24.072	1:40.374

Weather / Track : Cloudy / Dry

Results can be found at www.tsl-timing.com

Cadwell Park
Circuit Length = 2.1800 miles
Start: 13:06 Flag 13:22 End: 13:23

Printed - 13:25 Sunday, 27 June 2021

BMCRC - MRO Championships 2021 - Rnd 3 @ Cadwell Park

Reactive Parts MRO Powerbikes & Clubman 1000

RACE 8 - RESTART - SECTOR ANALYSIS



SECTOR 1 = FL to I1, SECTOR 2 = I1 to FL, DIFF = Difference To Personal Best Lap, P = Crossed Finish Line in Pit Lane, D = Time Disallowed

P1 40		Aiden PATMORE		BMW S1000RR - TBR performance/Iris Rigging			
IDEAL LAP TIME : 1:31.978		BEST LAP TIME : 1:31.995		DIFFERENCE : 0.017			
LAP	SECTOR 1	SECTOR 2	LAP TIME	MPH	DIFF	TIME OF DAY	
1 -		39.588	1:38.897	79.35	6.902	13:08:09.537	
2 -	53.614	39.490	1:33.104	84.29	1.109	13:09:42.641	
3 -	53.898	39.405	1:33.303	84.11	1.308	13:11:15.944	
4 -	53.109	38.886	1:31.995 (1)	85.30		13:12:47.939	
5 -	53.116	39.202	1:32.318 (3)	85.01	0.323	13:14:20.257	
6 -	53.466	38.869	1:32.335	84.99	0.340	13:15:52.592	
7 -	53.198	39.063	1:32.261 (2)	85.06	0.266	13:17:24.853	
8 -	53.484	38.884	1:32.368	84.96	0.373	13:18:57.221	
9 -	53.738	39.229	1:32.967	84.41	0.972	13:20:30.188	
10 -	54.543	39.557	1:34.100	83.40	2.105	13:22:04.288	

P2 17		Philip BAKER		BMW S1000RR - R & M plant Theo & Debbie			
IDEAL LAP TIME : 1:32.746		BEST LAP TIME : 1:32.769		DIFFERENCE : 0.023			
LAP	SECTOR 1	SECTOR 2	LAP TIME	MPH	DIFF	TIME OF DAY	
1 -		39.534	1:38.558	79.62	5.789	13:08:09.198	
2 -	53.791	39.345	1:33.136	84.26	0.367	13:09:42.334	
3 -	54.178	39.831	1:34.009	83.48	1.240	13:11:16.343	
4 -	53.771	39.257	1:33.028	84.36	0.259	13:12:49.371	
5 -	54.141	39.516	1:33.657	83.79	0.888	13:14:23.028	
6 -	53.691	39.200	1:32.891 (3)	84.48	0.122	13:15:55.919	
7 -	53.552	39.217	1:32.769 (1)	84.59		13:17:28.688	
8 -	54.025	39.202	1:33.227	84.18	0.458	13:19:01.915	
9 -	53.889	39.308	1:33.197	84.20	0.428	13:20:35.112	
10 -	53.546	39.230	1:32.776 (2)	84.59	0.007	13:22:07.888	

P3 86		David SHOEBRIDGE		Ducati 996 -			
IDEAL LAP TIME : 1:32.502		BEST LAP TIME : 1:32.545		DIFFERENCE : 0.043			
LAP	SECTOR 1	SECTOR 2	LAP TIME	MPH	DIFF	TIME OF DAY	
1 -		39.620	1:39.498	78.87	6.953	13:08:10.138	
2 -	53.380	40.391	1:33.771	83.69	1.226	13:09:43.909	
3 -	53.239	40.221	1:33.460	83.97	0.915	13:11:17.369	
4 -	53.282	39.263	1:32.545 (1)	84.80		13:12:49.914	
5 -	53.825	39.622	1:33.447 (3)	83.98	0.902	13:14:23.361	
6 -	53.576	40.827	1:34.403	83.13	1.858	13:15:57.764	
7 -	54.214	41.548	1:35.762	81.95	3.217	13:17:33.526	
8 -	53.897	39.361	1:33.258 (2)	84.15	0.713	13:19:06.784	
9 -	54.161	39.575	1:33.736	83.72	1.191	13:20:40.520	
10 -	55.207	40.644	1:35.851	81.87	3.306	13:22:16.371	

P4 2		Peter BAKER		Kawasaki ZX10R - Dodfrey Engineering			
IDEAL LAP TIME : 1:33.404		BEST LAP TIME : 1:33.781		DIFFERENCE : 0.377			
LAP	SECTOR 1	SECTOR 2	LAP TIME	MPH	DIFF	TIME OF DAY	
1 -		40.185	1:41.008	77.69	7.227	13:08:11.648	
2 -	54.020	39.761	1:33.781 (1)	83.68		13:09:45.429	
3 -	54.586	40.080	1:34.666	82.90	0.885	13:11:20.095	
4 -	54.671	40.269	1:34.940	82.66	1.159	13:12:55.035	
5 -	54.414	40.021	1:34.435	83.10	0.654	13:14:29.470	
6 -	54.542	39.746	1:34.288	83.23	0.507	13:16:03.758	
7 -	54.270	40.087	1:34.357	83.17	0.576	13:17:38.115	
8 -	54.493	39.720	1:34.213 (3)	83.30	0.432	13:19:12.328	
9 -	54.500	39.384	1:33.884 (2)	83.59	0.103	13:20:46.212	
10 -	54.189	40.167	1:34.356	83.17	0.575	13:22:20.568	

Weather / Track : Cloudy / Dry

Cadwell Park
Circuit Length = 2.1800 miles
Start: 13:06 Flag 13:22 End: 13:23

BMCRC - MRO Championships 2021 - Rnd 3 @ Cadwell Park

Reactive Parts MRO Powerbikes & Clubman 1000

RACE 8 - RESTART - SECTOR ANALYSIS



SECTOR 1 = FL to I1, SECTOR 2 = I1 to FL, DIFF = Difference To Personal Best Lap, P = Crossed Finish Line in Pit Lane, D = Time Disallowed

P5 711		Ritchie THORNTON		Kawasaki ZX10R - Team 71			
IDEAL LAP TIME : 1:33.641		BEST LAP TIME : 1:33.641		DIFFERENCE : 0.000			
LAP	SECTOR 1	SECTOR 2	LAP TIME	MPH	DIFF	TIME OF DAY	
1 -		39.818	1:40.364	78.19	6.723	13:08:11.004	
2 -	54.895	39.913	1:34.808	82.77	1.167	13:09:45.812	
3 -	54.381	40.003	1:34.384	83.15	0.743	13:11:20.196	
4 -	54.857	40.110	1:34.967	82.63	1.326	13:12:55.163	
5 -	54.531	39.973	1:34.504	83.04	0.863	13:14:29.667	
6 -	54.615	39.795	1:34.410	83.12	0.769	13:16:04.077	
7 -	54.201	40.101	1:34.302 (3)	83.22	0.661	13:17:38.379	
8 -	54.892	39.716	1:34.608	82.95	0.967	13:19:12.987	
9 -	54.152	39.489	1:33.641 (1)	83.81		13:20:46.628	
10 -	54.163	39.832	1:33.995 (2)	83.49	0.354	13:22:20.623	

P6 52		Ben COTGROVE		Yamaha R1M - MFR			
IDEAL LAP TIME : 1:34.313		BEST LAP TIME : 1:34.682		DIFFERENCE : 0.369			
LAP	SECTOR 1	SECTOR 2	LAP TIME	MPH	DIFF	TIME OF DAY	
1 -		40.386	1:41.671	77.19	6.989	13:08:12.311	
2 -	54.749	39.984	1:34.733 (3)	82.84	0.051	13:09:47.044	
3 -	54.714	40.110	1:34.824	82.76	0.142	13:11:21.868	
4 -	54.531	40.247	1:34.778	82.80	0.096	13:12:56.646	
5 -	54.822	39.860	1:34.682 (1)	82.88		13:14:31.328	
6 -	54.947	39.782	1:34.729 (2)	82.84	0.047	13:16:06.057	
7 -	55.270	41.334	1:36.604	81.23	1.922	13:17:42.661	
8 -	55.338	40.417	1:35.755	81.95	1.073	13:19:18.416	
9 -	55.021	40.435	1:35.456	82.21	0.774	13:20:53.872	
10 -	55.194	41.886	1:37.080	80.84	2.398	13:22:30.952	

P7 33		Michael NEEVES		BMW S1000RR - Prime Factors Racing			
IDEAL LAP TIME : 1:34.802		BEST LAP TIME : 1:34.861		DIFFERENCE : 0.059			
LAP	SECTOR 1	SECTOR 2	LAP TIME	MPH	DIFF	TIME OF DAY	
1 -		40.383	1:42.881	76.28	8.020	13:08:13.521	
2 -	55.110	40.090	1:35.200	82.43	0.339	13:09:48.721	
3 -	54.907	40.384	1:35.291	82.35	0.430	13:11:24.012	
4 -	55.193	40.794	1:35.987	81.76	1.126	13:12:59.999	
5 -	55.211	40.176	1:35.387	82.27	0.526	13:14:35.386	
6 -	54.880	40.278	1:35.158 (3)	82.47	0.297	13:16:10.544	
7 -	54.780	40.166	1:34.946 (2)	82.65	0.085	13:17:45.490	
8 -	54.712	40.149	1:34.861 (1)	82.73		13:19:20.351	
9 -	55.019	40.315	1:35.334	82.32	0.473	13:20:55.685	
10 -	54.980	41.290	1:36.270	81.52	1.409	13:22:31.955	

P8 32		Martin MORRIS		BMW S1000RR - Morris Racing, Obsession			
IDEAL LAP TIME : 1:34.272		BEST LAP TIME : 1:34.460		DIFFERENCE : 0.188			
LAP	SECTOR 1	SECTOR 2	LAP TIME	MPH	DIFF	TIME OF DAY	
1 -		41.027	1:44.183	75.32	9.723	13:08:14.823	
2 -	55.230	40.502	1:35.732	81.97	1.272	13:09:50.555	
3 -	54.941	40.651	1:35.592	82.09	1.132	13:11:26.147	
4 -	55.105	40.553	1:35.658	82.04	1.198	13:13:01.805	
5 -	54.628	39.916	1:34.544 (2)	83.00	0.084	13:14:36.349	
6 -	54.380	40.631	1:35.011	82.60	0.551	13:16:11.360	
7 -	54.949	39.892	1:34.841 (3)	82.74	0.381	13:17:46.201	
8 -	54.456	40.004	1:34.460 (1)	83.08		13:19:20.661	
9 -	55.138	40.193	1:35.331	82.32	0.871	13:20:55.992	
10 -	54.932	41.908	1:36.840	81.04	2.380	13:22:32.832	

Weather / Track : Cloudy / Dry

Cadwell Park
Circuit Length = 2.1800 miles
Start: 13:06 Flag 13:22 End: 13:23

BMCRC - MRO Championships 2021 - Rnd 3 @ Cadwell Park

Reactive Parts MRO Powerbikes & Clubman 1000

RACE 8 - RESTART - SECTOR ANALYSIS



SECTOR 1 = FL to I1, SECTOR 2 = I1 to FL, DIFF = Difference To Personal Best Lap, P = Crossed Finish Line in Pit Lane, D = Time Disallowed

P9 98		Rick DICKINSON		BMW S1000RR - MotorcycleRaceParts.co.uk		
IDEAL LAP TIME : 1:35.137		BEST LAP TIME : 1:35.280		DIFFERENCE : 0.143		
LAP	SECTOR 1	SECTOR 2	LAP TIME	MPH	DIFF	TIME OF DAY
1 -		41.217	1:44.912	74.80	9.632	13:08:15.552
2 -	55.589	40.432	1:36.021	81.73	0.741	13:09:51.573
3 -	54.705	40.575	1:35.280 (1)	82.36		13:11:26.853
4 -	55.509	40.679	1:36.188	81.59	0.908	13:13:03.041
5 -	55.058	40.500	1:35.558 (3)	82.12	0.278	13:14:38.599
6 -	55.050	41.120	1:36.170	81.60	0.890	13:16:14.769
7 -	54.892	40.538	1:35.430 (2)	82.23	0.150	13:17:50.199
8 -	55.408	40.561	1:35.969	81.77	0.689	13:19:26.168
9 -	55.097	40.593	1:35.690	82.01	0.410	13:21:01.858
10 -	55.407	41.292	1:36.699	81.15	1.419	13:22:38.557

P10 58 C		Kenny FRETWELL		Yamaha R1 - Polished Concrete London		
IDEAL LAP TIME : 1:34.710		BEST LAP TIME : 1:34.883		DIFFERENCE : 0.173		
LAP	SECTOR 1	SECTOR 2	LAP TIME	MPH	DIFF	TIME OF DAY
1 -		41.131	1:45.129	74.65	10.246	13:08:15.769
2 -	55.611	40.366	1:35.977	81.77	1.094	13:09:51.746
3 -	54.733	40.779	1:35.512	82.16	0.629	13:11:27.258
4 -	55.431	42.179	1:37.610	80.40	2.727	13:13:04.868
5 -	55.950	41.788	1:37.738	80.29	2.855	13:14:42.606
6 -	55.657	40.034	1:35.691	82.01	0.808	13:16:18.297
7 -	55.613	40.314	1:35.927	81.81	1.044	13:17:54.224
8 -	55.005	40.224	1:35.229 (2)	82.41	0.346	13:19:29.453
9 -	55.100	40.363	1:35.463 (3)	82.21	0.580	13:21:04.916
10 -	54.906	39.977	1:34.883 (1)	82.71		13:22:39.799

P11 56		Mike SMITH		Kawasaki ZX10R - Smiffs Garage		
IDEAL LAP TIME : 1:35.332		BEST LAP TIME : 1:35.332		DIFFERENCE : 0.000		
LAP	SECTOR 1	SECTOR 2	LAP TIME	MPH	DIFF	TIME OF DAY
1 -		41.183	1:44.759	74.91	9.427	13:08:15.399
2 -	55.041	40.778	1:35.819 (3)	81.90	0.487	13:09:51.218
3 -	54.684	40.648	1:35.332 (1)	82.32		13:11:26.550
4 -	55.055	41.185	1:36.240	81.54	0.908	13:13:02.790
5 -	54.942	40.775	1:35.717 (2)	81.99	0.385	13:14:38.507
6 -	54.830	41.942	1:36.772	81.09	1.440	13:16:15.279
7 -	55.313	41.346	1:36.659	81.19	1.327	13:17:51.938
8 -	56.011	41.916	1:37.927	80.14	2.595	13:19:29.865
9 -	56.179	42.071	1:38.250	79.87	2.918	13:21:08.115
10 -	57.533	42.506	1:40.039	78.45	4.707	13:22:48.154

P12 76		Jason BYARD		Yamaha R1 - May Construction		
IDEAL LAP TIME : 1:35.997		BEST LAP TIME : 1:36.060		DIFFERENCE : 0.063		
LAP	SECTOR 1	SECTOR 2	LAP TIME	MPH	DIFF	TIME OF DAY
1 -		41.116	1:45.457	74.41	9.397	13:08:16.097
2 -	55.657	40.584	1:36.241 (2)	81.54	0.181	13:09:52.338
3 -	55.605	41.105	1:36.710 (3)	81.15	0.650	13:11:29.048
4 -	55.413	40.647	1:36.060 (1)	81.69		13:13:05.108
5 -	56.065	41.755	1:37.820	80.22	1.760	13:14:42.928
6 -	57.508	41.603	1:39.111	79.18	3.051	13:16:22.039
7 -	56.834	41.722	1:38.556	79.63	2.496	13:18:00.595
8 -	56.794	40.633	1:37.427	80.55	1.367	13:19:38.022
9 -	56.003	41.399	1:37.402	80.57	1.342	13:21:15.424
10 -	56.555	42.886	1:39.441	78.92	3.381	13:22:54.865

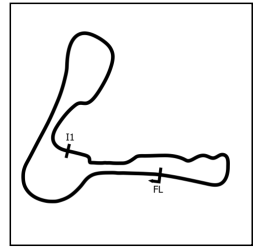
Weather / Track : Cloudy / Dry

Cadwell Park
Circuit Length = 2.1800 miles
Start: 13:06 Flag 13:22 End: 13:23

BMCRC - MRO Championships 2021 - Rnd 3 @ Cadwell Park

Reactive Parts MRO Powerbikes & Clubman 1000

RACE 8 - RESTART - SECTOR ANALYSIS



SECTOR 1 = FL to I1, SECTOR 2 = I1 to FL, DIFF = Difference To Personal Best Lap, P = Crossed Finish Line in Pit Lane, D = Time Disallowed

P13 88 C		Scott HALLIDAY		Suzuki GSXR 1000 - Performance fitness gym			
IDEAL LAP TIME : 1:35.587		BEST LAP TIME : 1:35.615		DIFFERENCE : 0.028			
LAP	SECTOR 1	SECTOR 2	LAP TIME	MPH	DIFF	TIME OF DAY	
1 -		40.784	1:43.670	75.70	8.055	13:08:14.310	
2 -	55.020	40.595	1:35.615 (1)	82.07		13:09:49.925	
3 -	54.992	41.000	1:35.992 (2)	81.75	0.377	13:11:25.917	
4 -	56.673	42.034	1:38.707	79.50	3.092	13:13:04.624	
5 -	56.095	41.758	1:37.853 (3)	80.20	2.238	13:14:42.477	
6 -	57.617	41.816	1:39.433	78.92	3.818	13:16:21.910	
7 -	56.684	41.918	1:38.602	79.59	2.987	13:18:00.512	
8 -	58.219	41.857	1:40.076	78.42	4.461	13:19:40.588	
9 -	57.712	44.873	1:42.585	76.50	6.970	13:21:23.173	
10 -	57.709	44.162	1:41.871	77.03	6.256	13:23:05.044	

P14 18 C		Lee LONGSTAFF		Yamaha R1 - SMC GARAGE			
IDEAL LAP TIME : 1:37.695		BEST LAP TIME : 1:37.728		DIFFERENCE : 0.033			
LAP	SECTOR 1	SECTOR 2	LAP TIME	MPH	DIFF	TIME OF DAY	
1 -		42.184	1:47.817	72.79	10.089	13:08:18.457	
2 -	57.339	42.258	1:39.597	78.79	1.869	13:09:58.054	
3 -	56.536	41.658	1:38.194	79.92	0.466	13:11:36.248	
4 -	56.690	42.011	1:38.701	79.51	0.973	13:13:14.949	
5 -	56.616	41.933	1:38.549	79.63	0.821	13:14:53.498	
6 -	56.094	41.934	1:38.028 (2)	80.05	0.300	13:16:31.526	
7 -	56.037	41.691	1:37.728 (1)	80.30		13:18:09.254	
8 -	56.175	41.919	1:38.094 (3)	80.00	0.366	13:19:47.348	
9 -	56.373	41.818	1:38.191	79.92	0.463	13:21:25.539	
10 -	56.709	42.950	1:39.659	78.74	1.931	13:23:05.198	

P15 148 C		Aaron COLLINS		BMW S1000RR - Precision installations			
IDEAL LAP TIME : 1:39.185		BEST LAP TIME : 1:39.335		DIFFERENCE : 0.150			
LAP	SECTOR 1	SECTOR 2	LAP TIME	MPH	DIFF	TIME OF DAY	
1 -		43.339	1:50.515	71.01	11.180	13:08:21.155	
2 -	58.038	42.859	1:40.897	77.78	1.562	13:10:02.052	
3 -	57.255	42.243	1:39.498 (3)	78.87	0.163	13:11:41.550	
4 -	57.602	42.668	1:40.270	78.26	0.935	13:13:21.820	
5 -	57.199	42.136	1:39.335 (1)	79.00		13:15:01.155	
6 -	57.359	41.986	1:39.345 (2)	78.99	0.010	13:16:40.500	
7 -	57.625	42.204	1:39.829	78.61	0.494	13:18:20.329	
8 -	57.853	42.820	1:40.673	77.95	1.338	13:20:01.002	
9 -	58.119	42.589	1:40.708	77.92	1.373	13:21:41.710	
10 -	58.192	43.632	1:41.824	77.07	2.489	13:23:23.534	

P16 93 C		Connor IRWIN		Kawasaki ZX10R - RAW K9 nutrition / roof works			
IDEAL LAP TIME : 1:39.218		BEST LAP TIME : 1:39.785		DIFFERENCE : 0.567			
LAP	SECTOR 1	SECTOR 2	LAP TIME	MPH	DIFF	TIME OF DAY	
1 -		43.503	1:50.317	71.14	10.532	13:08:20.957	
2 -	57.855	42.907	1:40.762	77.88	0.977	13:10:01.719	
3 -	58.005	42.919	1:40.924	77.76	1.139	13:11:42.643	
4 -	56.888	43.012	1:39.900 (2)	78.55	0.115	13:13:22.543	
5 -	57.231	42.554	1:39.785 (1)	78.64		13:15:02.328	
6 -	58.013	42.330	1:40.343 (3)	78.21	0.558	13:16:42.671	
7 -	58.062	42.842	1:40.904	77.77	1.119	13:18:23.575	
8 -	58.569	43.078	1:41.647	77.20	1.862	13:20:05.222	
9 -	58.436	42.900	1:41.336	77.44	1.551	13:21:46.558	
10 -	58.147	43.157	1:41.304	77.47	1.519	13:23:27.862	

Weather / Track : Cloudy / Dry

Cadwell Park
Circuit Length = 2.1800 miles
Start: 13:06 Flag 13:22 End: 13:23

BMCRC - MRO Championships 2021 - Rnd 3 @ Cadwell Park

Reactive Parts MRO Powerbikes & Clubman 1000

RACE 8 - RESTART - SECTOR ANALYSIS



SECTOR 1 = FL to I1, SECTOR 2 = I1 to FL, DIFF = Difference To Personal Best Lap, P = Crossed Finish Line in Pit Lane, D = Time Disallowed

P17 70		David CRAMPTON		Suzuki GSXR -		
IDEAL LAP TIME : 1:39.468		BEST LAP TIME : 1:39.684		DIFFERENCE : 0.216		
LAP	SECTOR 1	SECTOR 2	LAP TIME	MPH	DIFF	TIME OF DAY
1 -		42.434	1:47.648	72.90	7.964	13:08:18.288
2 -	57.034	42.650	1:39.684 (1)	78.72		13:09:57.972
3 -	57.544	43.494	1:41.038	77.67	1.354	13:11:39.010
4 -	58.533	44.303	1:42.836	76.31	3.152	13:13:21.846
5 -	58.456	42.796	1:41.252	77.51	1.568	13:15:03.098
6 -	57.651	42.461	1:40.112 (2)	78.39	0.428	13:16:43.210
7 -	57.856	42.621	1:40.477 (3)	78.10	0.793	13:18:23.687
8 -	58.111	43.282	1:41.393	77.40	1.709	13:20:05.080
9 -	57.941	43.413	1:41.354	77.43	1.670	13:21:46.434
10 -	57.988	43.814	1:41.802	77.09	2.118	13:23:28.236

P18 277 C		Adrian AVERRE		Ducati PANIGALE V4 - Ryders Alley Racing		
IDEAL LAP TIME : 1:40.143		BEST LAP TIME : 1:40.374		DIFFERENCE : 0.231		
LAP	SECTOR 1	SECTOR 2	LAP TIME	MPH	DIFF	TIME OF DAY
1 -		42.894	1:49.466	71.69	9.092	13:08:20.106
2 -	58.304	42.712	1:41.016	77.69	0.642	13:10:01.122
3 -	57.815	43.229	1:41.044	77.66	0.670	13:11:42.166
4 -	58.526	43.300	1:41.826	77.07	1.452	13:13:23.992
5 -	58.221	42.356	1:40.577	78.03	0.203	13:15:04.569
6 -	58.040	42.515	1:40.555 (3)	78.04	0.181	13:16:45.124
7 -	57.960	42.570	1:40.530 (2)	78.06	0.156	13:18:25.654
8 -	58.391	42.440	1:40.831	77.83	0.457	13:20:06.485
9 -	58.638	42.863	1:41.501	77.32	1.127	13:21:47.986
10 -	57.787	42.587	1:40.374 (1)	78.18		13:23:28.360

P19 9 C		Luke DIXON		BMW S1000RR -		
IDEAL LAP TIME : 1:33.745		BEST LAP TIME : 1:34.583		DIFFERENCE : 0.838		
LAP	SECTOR 1	SECTOR 2	LAP TIME	MPH	DIFF	TIME OF DAY
1 -		40.528	1:42.051	76.90	7.468	13:08:12.691
2 -	55.049	39.703	1:34.752 (3)	82.82	0.169	13:09:47.443
3 -	55.337	39.876	1:35.213	82.42	0.630	13:11:22.656
4 -	54.639	40.086	1:34.725 (2)	82.85	0.142	13:12:57.381
5 -	54.598	39.985	1:34.583 (1)	82.97		13:14:31.964
6 -	54.766	40.048	1:34.814	82.77	0.231	13:16:06.778
7 -	54.878	41.167	1:36.045	81.71	1.462	13:17:42.823
8 -	54.776	40.118	1:34.894	82.70	0.311	13:19:17.717
9 -	54.720	40.665	1:35.385	82.27	0.802	13:20:53.102

P20 71		Tom NORTON		Kawasaki ZX10 -		
IDEAL LAP TIME : 1:34.176		BEST LAP TIME : 1:34.176		DIFFERENCE : 0.000		
LAP	SECTOR 1	SECTOR 2	LAP TIME	MPH	DIFF	TIME OF DAY
1 -		40.562	1:42.422	76.62	8.246	13:08:13.062
2 -	55.004	39.796	1:34.800	82.78	0.624	13:09:47.862
3 -	54.492	39.684	1:34.176 (1)	83.33		13:11:22.038
4 -	54.679	40.285	1:34.964	82.64	0.788	13:12:57.002
5 -	54.701	39.943	1:34.644 (2)	82.92	0.468	13:14:31.646
6 -	54.882	39.806	1:34.688 (3)	82.88	0.512	13:16:06.334
7 -	55.133	40.748	1:35.881	81.85	1.705	13:17:42.215
8 -	55.090	40.125	1:35.215	82.42	1.039	13:19:17.430

Weather / Track : Cloudy / Dry

Cadwell Park
Circuit Length = 2.1800 miles
Start: 13:06 Flag 13:22 End: 13:23

BMCRC - MRO Championships 2021 - Rnd 3 @ Cadwell Park

Reactive Parts MRO Powerbikes & Clubman 1000

RACE 8 - RESTART - SECTOR ANALYSIS



SECTOR 1 = FL to I1, SECTOR 2 = I1 to FL, DIFF = Difference To Personal Best Lap, P = Crossed Finish Line in Pit Lane, D = Time Disallowed

P21 48		Nicky WILSON		Suzuki GSXR 1000 - Demon GP/Haslemere Motorcycles			
IDEAL LAP TIME : 1:33.076		BEST LAP TIME : 1:33.122		DIFFERENCE : 0.046			
LAP	SECTOR 1	SECTOR 2	LAP TIME	MPH	DIFF	TIME OF DAY	
1 -		39.447	1:38.999 (3)	79.27	5.877	13:08:09.639	
2 -	53.629	39.493	1:33.122 (1)	84.27		13:09:42.761	
3 -	53.976	39.697	1:33.673 (2)	83.78	0.551	13:11:16.434	

BMCRC - MRO Championships 2021 - Rnd 3 @ Cadwell Park

Reactive Parts MRO Powerbikes & Clubman 1000

RACE 8 - RESTART - BEST SECTORS

SECTOR 1			SECTOR 2			IDEAL / BEST COMPARISON						
POS	NO	NAME	TIME	NO	NAME	TIME	POS	NO	NAME	IDEAL	BEST	DIFF
									PERFECT LAP	1:31.978		
1	40	PATMORE	53.109	40	PATMORE	38.869	1	40	PATMORE	1:31.978	1:31.995	0.017
2	86	SHOEBRIDGE	53.239	17	BAKER	39.200	2	86	SHOEBRIDGE	1:32.502	1:32.545	0.043
3	17	BAKER	53.546	86	SHOEBRIDGE	39.263	3	17	BAKER	1:32.746	1:32.769	0.023
4	48	WILSON	53.629	2	BAKER	39.384	4	48	WILSON	1:33.076	1:33.122	0.046
5	2	BAKER	54.020	48	WILSON	39.447	5	2	BAKER	1:33.404	1:33.781	0.377
6	9	DIXON	54.042	711	THORNTON	39.489	6	711	THORNTON	1:33.641	1:33.641	0.000
7	711	THORNTON	54.152	71	NORTON	39.684	7	9	DIXON	1:33.745	1:34.583	0.838
8	32	MORRIS	54.380	9	DIXON	39.703	8	71	NORTON	1:34.176	1:34.176	0.000
9	71	NORTON	54.492	52	COTGROVE	39.782	9	32	MORRIS	1:34.272	1:34.460	0.188
10	52	COTGROVE	54.531	32	MORRIS	39.892	10	52	COTGROVE	1:34.313	1:34.682	0.369
11	56	SMITH	54.684	58	FRETWELL	39.977	11	58	FRETWELL	1:34.710	1:34.883	0.173
12	98	DICKINSON	54.705	33	NEEVES	40.090	12	33	NEEVES	1:34.802	1:34.861	0.059
13	33	NEEVES	54.712	98	DICKINSON	40.432	13	98	DICKINSON	1:35.137	1:35.280	0.143
14	58	FRETWELL	54.733	76	BYARD	40.584	14	56	SMITH	1:35.332	1:35.332	0.000
15	88	HALLIDAY	54.992	88	HALLIDAY	40.595	15	88	HALLIDAY	1:35.587	1:35.615	0.028
16	76	BYARD	55.413	56	SMITH	40.648	16	76	BYARD	1:35.997	1:36.060	0.063
17	18	LONGSTAFF	56.037	18	LONGSTAFF	41.658	17	18	LONGSTAFF	1:37.695	1:37.728	0.033
18	93	IRWIN	56.888	148	COLLINS	41.986	18	148	COLLINS	1:39.185	1:39.335	0.150
19	70	CRAMPTON	57.034	93	IRWIN	42.330	19	93	IRWIN	1:39.218	1:39.785	0.567
20	148	COLLINS	57.199	277	AVERRE	42.356	20	70	CRAMPTON	1:39.468	1:39.684	0.216
21	277	AVERRE	57.787	70	CRAMPTON	42.434	21	277	AVERRE	1:40.143	1:40.374	0.231
22												

Weather / Track : Cloudy / Dry

Results can be found at www.tsl-timing.com

Cadwell Park
Circuit Length = 2.1800 miles
Start: 13:06 Flag 13:22 End: 13:23

Printed - 13:25 Sunday, 27 June 2021

BMCRC - MRO Championships 2021 - Rnd 3 @ Cadwell Park

Reactive Parts MRO Powerbikes & Clubman 1000

RACE 8 - RESTART - STATISTICS

Competitors Started 21
Planned Start 2021-06-27 @ 12:05:00.000
Actual Start 2021-06-27 @ 13:06:30.639
Finish Time 2021-06-27 @ 13:22:04.287
Track Length 2.1800mi.
Total Laps 200
Total Distance Covered 436.0037mi.

Session Fastest Lap History

NO	CL	NAME	LAP TIME	TIME OF DAY	LAP	VEHICLE
17		Philip BAKER	1:38.558	13:08:09.221	1	BMW S1000RR
17		Philip BAKER	1:33.136	13:09:42.357	2	BMW S1000RR
40		Aiden PATMORE	1:33.104	13:09:42.674	2	BMW S1000RR
40		Aiden PATMORE	1:31.995	13:12:47.970	4	BMW S1000RR

Session Leader History

NO	CL	NAME	FROM LAP	LAPS LED	DISTANCE	VEHICLE
17		Philip BAKER	1	2	4.36 miles	BMW S1000RR
40		Aiden PATMORE	3	8	17.44 miles	BMW S1000RR

Flag History

TYPE	TIME OF DAY
GREEN	13:06:30.639
FINISH	13:22:04.287

Flag Statistics

TYPE	COUNT	TOTAL LAPS	TOTAL TIME
Green	1	10	17:03.295
Red	0	0	0.000
Safety Car	0	0	0.000
FCY	0	0	0.000

BMCRC - MRO Championships 2021 - Rnd 3 @ Cadwell Park

Reactive Parts MRO Powerbikes & Clubman 1000

RACE 8 - RESTART - STATISTICS

CLASS :

14 Starters

Fastest Lap History

NO	NAME	LAP TIME	TIME OF DAY	LAP	VEHICLE
17	Philip BAKER	1:38.558	13:08:09.221	1	BMW S1000RR
17	Philip BAKER	1:33.136	13:09:42.357	2	BMW S1000RR
40	Aiden PATMORE	1:33.104	13:09:42.674	2	BMW S1000RR
40	Aiden PATMORE	1:31.995	13:12:47.970	4	BMW S1000RR

Leader History

NO	NAME	FROM LAP	LAPS LED	DISTANCE	VEHICLE
17	Philip BAKER	1	2	4.36 miles	BMW S1000RR
40	Aiden PATMORE	3	8	17.44 miles	BMW S1000RR

BMCRC - MRO Championships 2021 - Rnd 3 @ Cadwell Park

Reactive Parts MRO Powerbikes & Clubman 1000

RACE 8 - RESTART - STATISTICS

CLASS : C

7 Starters

Fastest Lap History

NO	NAME	LAP TIME	TIME OF DAY	LAP	VEHICLE
9	Luke DIXON	1:42.051	13:08:12.714	1	BMW S1000RR
9	Luke DIXON	1:34.752	13:09:47.466	2	BMW S1000RR
9	Luke DIXON	1:34.725	13:12:57.404	4	BMW S1000RR
9	Luke DIXON	1:34.583	13:14:31.987	5	BMW S1000RR

Leader History

NO	NAME	FROM LAP	LAPS LED	DISTANCE	VEHICLE
9	Luke DIXON	1	9	19.62 miles	BMW S1000RR
58	Kenny FRETWELL	10	1	2.18 miles	Yamaha R1

BMCRC - MRO Championships 2021 - Rnd 3 @ Cadwell Park

Reactive Parts MRO Powerbikes & Clubman 1000

RACE 18 - GRID (10 Laps)



ROW 9	25	90	Edward WATSON	26	129	Cecil DINSMORE	27	147	Ryan WARRINGTON				
ROW 8		22	24	Alan SMITH	23	46	Simon GATES	24	51	Michael HOGARTH			
ROW 7	19	70	David CRAMPTON	1:39.684	20	93	Connor IRWIN	1:39.785	21	277	Adrian AVERRE	1:40.374	
ROW 6		16	76	Jason BYARD	1:36.060	17	18	Lee LONGSTAFF	1:37.728	18	148	Aaron COLLINS	1:39.335
ROW 5	13	98	Rick DICKINSON	1:35.280	14	56	Mike SMITH	1:35.332	15	88	Scott HALLIDAY	1:35.615	
ROW 4		10	52	Ben COTGROVE	1:34.682	11	33	Michael NEEVES	1:34.861	12	58	Kenny FRETWELL	1:34.883
ROW 3	7	71	Tom NORTON	1:34.176	8	32	Martin MORRIS	1:34.460	9	9	Luke DIXON	1:34.583	
ROW 2		4	48	Nicky WILSON	1:33.122	5	711	Ritchie THORNTON	1:33.641	6	2	Peter BAKER	1:33.781
ROW 1	1	40	Aiden PATMORE	1:31.995	2	86	David SHOEBRIDGE	1:32.545	3	17	Philip BAKER	1:32.769	
			Pole										

Cadwell Park

Circuit Length = 2.1800 miles

These results are provisional until the conclusion of any judicial and technical matters.

Clerk Of Course :	Stewards :	Timekeeper : Sarah Evans
-------------------	------------	--------------------------

Results can be found at www.tsl-timing.com

Printed - 13:26 Sunday, 27 June 2021



BMCRC - MRO Championships 2021 - Rnd 3 @ Cadwell Park

Reactive Parts MRO Powerbikes & Clubman 1000

RACE 18 - CLASSIFICATION



POS	NO	CL	PIC NAME	ENTRY	LAPS	TIME	GAP	DIFF	MPH	BEST	ON
1	86		1 David SHOUBRIDGE	Ducati 996 -	10	15:41.919			83.31	1:32.738	3
2	2		2 Peter BAKER	Kawasaki ZX10R - Dodfrey Engineering	10	15:49.568	7.649	7.649	82.64	1:33.633	7
3	48		3 Nicky WILSON	Suzuki GSXR 1000 - Demon GP/Haslemere Motorc	10	15:49.727	7.808	0.159	82.63	1:33.774	3
4	17		4 Philip BAKER	BMW S1000RR - R & M plant Theo &Debbie	10	15:49.971	8.052	0.244	82.61	1:33.332	10
5	711		5 Ritchie THORNTON	Kawasaki ZX10R - Team 71	10	15:50.862	8.943	0.891	82.53	1:33.932	7
6	71		6 Tom NORTON	Kawasaki ZX10 -	10	15:59.181	17.262	8.319	81.82	1:34.602	6
7	32		7 Martin MORRIS	BMW S1000RR - Morris Racing, Obsession	10	16:00.047	18.128	0.866	81.74	1:34.768	6
8	52		8 Ben COTGROVE	Yamaha R1M - MFR	10	16:03.070	21.151	3.023	81.49	1:34.852	5
9	33		9 Michael NEEVES	BMW S1000RR - Prime Factors Racing	10	16:03.293	21.374	0.223	81.47	1:34.817	5
10	9	C	1 Luke DIXON	BMW S1000RR -	10	16:09.277	27.358	5.984	80.96	1:34.732	4
11	56		10 Mike SMITH	Kawasaki ZX10R - Smiffs Garage	10	16:18.651	36.732	9.374	80.19	1:35.634	5
12	18	C	2 Lee LONGSTAFF	Yamaha R1 - SMC GARAGE	10	16:34.461	52.542	15.810	78.91	1:37.858	9
13	148	C	3 Aaron COLLINS	BMW S1000RR - Precision installations	10	16:35.501	53.582	1.040	78.83	1:38.013	9
14	76		11 Jason BYARD	Yamaha R1 - May Construction	10	16:36.805	54.886	1.304	78.73	1:36.897	7
15	70		12 David CRAMPTON	Suzuki GSXR -	10	16:51.151	1:09.232	14.346	77.61	1:38.546	6
16	277	C	4 Adrian AVERRE	Ducati PANIGALE V4 - Ryders Alley Racing	10	17:05.409	1:23.490	14.258	76.53	1:40.421	3

NOT CLASSIFIED

DNF	88	C	Scott HALLIDAY	Suzuki GSXR 1000 - Performance fitness gym	9	14:39.505	1 Lap	1 Lap	80.30	1:36.309	8
DNF	58	C	Kenny FRETWELL	Yamaha R1 - Polished Concrete London	9	14:39.683	1 Lap	0.178	80.29	1:36.224	8
DNF	40		Aiden PATMORE	BMW S1000RR - TBR performance/Iris Rigging	0						
NS	98		Rick DICKINSON	BMW S1000RR - MotorcycleRaceParts.co.uk	0						
NS	93	C	Connor IRWIN	Kawasaki ZX10R - RAW K9 nutrition / roof works	0						
NS	24		Alan SMITH	Kawasaki ZX10R - Orwells Mcs	0						
NS	46	C	Simon GATES	Kawasaki ZX10R - Team Kawafati	0						
NS	51		Michael HOGARTH	Kawasaki ZX10 RR - WHR Racing	0						
NS	90	C	Edward WATSON	Suzuki GSXR 1000 - TEA Time Racing	0						
NS	129	C	Cecil DINSMORE	Suzuki GSXR 1000 - KnC Motorsport	0						
NS	147	C	Ryan WARRINGTON	Kawasaki ZX10R - RWarrington Carpentry	0						

FASTEST LAP

86	David SHOUBRIDGE	Ducati 996 -	3	1:32.738	84.62 mph	136.19 kph
9	C Luke DIXON	BMW S1000RR -	4	1:34.732	82.84 mph	133.32 kph

Class - 92.5% of Race Speed = 77.06 mph
 Class C - 92.5% of Race Speed = 74.88 mph

Cadwell Park: 2.1800 miles

Race Distance: 10 Laps / 21.80 miles

Start: 17:14 Flag 17:30 End: 17:32

Weather / Track : Cloudy / Dry

These results are provisional until the conclusion of any judicial and technical matters.

Clerk Of Course :	Stewards :	Timekeeper : Sarah Evans
-------------------	------------	--------------------------

Results can be found at www.tsl-timing.com

Printed - 17:34 Sunday, 27 June 2021



BMCRC - MRO Championships 2021 - Rnd 3 @ Cadwell Park

Reactive Parts MRO Powerbikes & Clubman 1000

RACE 18 - LAP CHART

LAP 1 @ 17:16:38.019			LAP 4 @ 17:21:16.500			LAP 7 @ 17:25:56.356			LAP 10 @ 17:30:41.078		
NO	BEHIND	LAP TIME	NO	BEHIND	LAP TIME	NO	BEHIND	LAP TIME	NO	BEHIND	LAP TIME
86		1:38.860	86		1:32.909	86		1:33.664	86		1:37.641
711	1.499	1:40.359	48	5.969	1:34.048	48	9.586	1:34.346	2	7.649	1:33.892
48	1.682	1:40.542	711	7.771	1:34.694	711	10.054	1:33.932	48	7.808	1:34.281
17	2.428	1:41.288	17	8.497	1:35.015	2	10.338	1:33.633	17	8.052	1:33.332
71	2.632	1:41.492	2	8.735	1:34.557	17	11.008	1:33.971	711	8.943	1:34.531
2	2.918	1:41.778	71	10.294	1:34.895	71	15.741	1:35.919	71	17.262	1:34.937
9	3.592	1:42.452	9	10.698	1:34.732	32	16.841	1:35.250	32	18.128	1:35.507
32	4.449	1:43.309	32	11.452	1:34.982	52	17.849	1:35.500	52	21.151	1:37.256
52	4.671	1:43.531	52	12.100	1:35.045	9	17.982	1:37.112	33	21.374	1:36.928
33	4.753	1:43.613	33	12.877	1:35.770	33	18.387	1:35.442	9	27.358	1:37.908
88	5.691	1:44.551	56	17.151	1:35.962	56	26.785	1:37.198	56	36.732	1:39.235
56	6.362	1:45.222	88	18.195	1:37.277	88	28.642	1:36.936	18	52.542	1:37.956
58	6.514	1:45.374	58	18.359	1:37.011	58	28.888	1:36.883	148	53.582	1:38.460
18	7.665	1:46.525	18	25.872	1:38.452	18	42.689	1:38.631	76	54.886	1:39.567
70	8.498	1:47.358	148	27.802	1:38.324	148	42.834	1:38.379	70	1:09.232	1:42.397
148	9.154	1:48.014	76	30.778	1:39.573	76	43.853	1:36.897	277	1:23.490	1:46.641
277	9.847	1:48.707	70	30.850	1:39.738	70	49.168	1:40.520			
76	10.153	1:49.013	277	33.185	1:40.635	277	58.171	1:41.194			

LAP 2 @ 17:18:10.853			LAP 5 @ 17:22:49.472			LAP 8 @ 17:27:29.815		
NO	BEHIND	LAP TIME	NO	BEHIND	LAP TIME	NO	BEHIND	LAP TIME
86		1:32.834	86		1:32.972	86		1:33.459
711	3.703	1:35.038	48	7.141	1:34.144	48	10.758	1:34.631
48	3.794	1:34.946	711	8.993	1:34.194	711	11.209	1:34.614
17	4.509	1:34.915	17	9.647	1:34.122	2	11.317	1:34.438
71	5.816	1:36.018	2	9.949	1:34.186	17	11.668	1:34.119
2	5.921	1:35.837	71	12.104	1:34.782	71	18.215	1:35.933
9	6.415	1:35.657	9	12.469	1:34.743	32	18.974	1:35.592
32	6.960	1:35.345	32	13.707	1:35.227	52	19.678	1:35.288
52	7.140	1:35.303	52	13.980	1:34.852	33	20.517	1:35.589
33	7.564	1:35.645	33	14.722	1:34.817	9	22.359	1:37.836
88	9.381	1:36.524	56	19.813	1:35.634	56	31.232	1:37.906
56	9.775	1:36.247	88	22.093	1:36.870	88	31.492	1:36.309
58	10.166	1:36.486	58	22.293	1:36.906	58	31.653	1:36.224
18	13.494	1:38.663	18	31.456	1:38.556	18	47.991	1:38.761
70	16.524	1:40.860	148	33.093	1:38.263	148	48.372	1:38.997
148	16.578	1:40.258	76	36.207	1:38.401	76	48.596	1:38.202
76	16.737	1:39.418	70	36.986	1:39.108	70	56.659	1:40.950
277	17.776	1:40.763	277	41.915	1:41.702	277	1:06.687	1:41.975

LAP 3 @ 17:19:43.591			LAP 6 @ 17:24:22.692			LAP 9 @ 17:29:03.437		
NO	BEHIND	LAP TIME	NO	BEHIND	LAP TIME	NO	BEHIND	LAP TIME
86		1:32.738	86		1:33.220	86		1:33.622
48	4.830	1:33.774	48	8.904	1:34.983	48	11.168	1:34.032
711	5.986	1:35.021	711	9.786	1:34.013	2	11.398	1:33.703
17	6.391	1:34.620	2	10.369	1:33.640	711	12.053	1:34.466
2	7.087	1:33.904	17	10.701	1:34.274	17	12.361	1:34.315
71	8.308	1:35.230	71	13.486	1:34.602	71	19.966	1:35.373
9	8.875	1:35.198	9	14.534	1:35.285	32	20.262	1:34.910
32	9.379	1:35.157	32	15.255	1:34.768	52	21.536	1:35.480
52	9.964	1:35.562	52	16.013	1:35.253	33	22.087	1:35.192
33	10.016	1:35.190	33	16.609	1:35.107	9	27.091	1:38.354
88	13.827	1:37.184	56	23.251	1:36.658	56	35.138	1:37.528
56	14.098	1:37.061	88	25.370	1:36.497	88	35.227	1:37.357
58	14.257	1:36.829	58	25.669	1:36.596	58	35.405	1:37.374
18	20.329	1:39.573	18	37.722	1:39.486	18	52.227	1:37.858
148	22.387	1:38.547	148	38.119	1:38.246	148	52.763	1:38.013
70	24.021	1:40.235	76	40.620	1:37.633	76	52.960	1:37.986
76	24.114	1:40.115	70	42.312	1:38.546	70	1:04.476	1:41.439
277	25.459	1:40.421	277	50.641	1:41.946	277	1:14.490	1:41.425

Cadwell Park

Circuit Length = 2.1800 miles

Start: 17:14 Flag 17:30 End: 17:32

Weather / Track : Cloudy / Dry

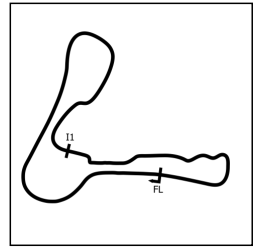
Results can be found at www.tsl-timing.com

Printed - 17:35 Sunday, 27 June 2021

BMCRC - MRO Championships 2021 - Rnd 3 @ Cadwell Park

Reactive Parts MRO Powerbikes & Clubman 1000

RACE 18 - SECTOR ANALYSIS



SECTOR 1 = FL to I1, SECTOR 2 = I1 to FL, DIFF = Difference To Personal Best Lap, P = Crossed Finish Line in Pit Lane, D = Time Disallowed

P1 86		David SHOUBRIDGE		Ducati 996 -		
IDEAL LAP TIME : 1:32.540		BEST LAP TIME : 1:32.738		DIFFERENCE : 0.198		
LAP	SECTOR 1	SECTOR 2	LAP TIME	MPH	DIFF	TIME OF DAY
1 -		39.406	1:38.860	79.38	6.122	17:16:38.019
2 -	53.693	39.141	1:32.834 (2)	84.53	0.096	17:18:10.853
3 -	53.587	39.151	1:32.738 (1)	84.62		17:19:43.591
4 -	53.701	39.208	1:32.909 (3)	84.47	0.171	17:21:16.500
5 -	54.019	38.953	1:32.972	84.41	0.234	17:22:49.472
6 -	53.786	39.434	1:33.220	84.18	0.482	17:24:22.692
7 -	54.399	39.265	1:33.664	83.78	0.926	17:25:56.356
8 -	54.261	39.198	1:33.459	83.97	0.721	17:27:29.815
9 -	54.311	39.311	1:33.622	83.82	0.884	17:29:03.437
10 -	54.559	43.082	1:37.641	80.37	4.903	17:30:41.078

P2 2		Peter BAKER		Kawasaki ZX10R - Dodfrey Engineering		
IDEAL LAP TIME : 1:33.446		BEST LAP TIME : 1:33.633		DIFFERENCE : 0.187		
LAP	SECTOR 1	SECTOR 2	LAP TIME	MPH	DIFF	TIME OF DAY
1 -		40.303	1:41.778	77.10	8.145	17:16:40.937
2 -	55.315	40.522	1:35.837	81.88	2.204	17:18:16.774
3 -	54.114	39.790	1:33.904	83.57	0.271	17:19:50.678
4 -	54.550	40.007	1:34.557	82.99	0.924	17:21:25.235
5 -	54.411	39.775	1:34.186	83.32	0.553	17:22:59.421
6 -	54.001	39.639	1:33.640 (2)	83.81	0.007	17:24:33.061
7 -	54.155	39.478	1:33.633 (1)	83.81		17:26:06.694
8 -	54.725	39.713	1:34.438	83.10	0.805	17:27:41.132
9 -	53.968	39.735	1:33.703 (3)	83.75	0.070	17:29:14.835
10 -	54.165	39.727	1:33.892	83.58	0.259	17:30:48.727

P3 48		Nicky WILSON		Suzuki GSXR 1000 - Demon GP/Haslemere Motorcycles		
IDEAL LAP TIME : 1:33.591		BEST LAP TIME : 1:33.774		DIFFERENCE : 0.183		
LAP	SECTOR 1	SECTOR 2	LAP TIME	MPH	DIFF	TIME OF DAY
1 -		40.258	1:40.542	78.05	6.768	17:16:39.701
2 -	54.702	40.244	1:34.946	82.65	1.172	17:18:14.647
3 -	54.269	39.505	1:33.774 (1)	83.69		17:19:48.421
4 -	54.214	39.834	1:34.048 (3)	83.44	0.274	17:21:22.469
5 -	54.086	40.058	1:34.144	83.36	0.370	17:22:56.613
6 -	54.953	40.030	1:34.983	82.62	1.209	17:24:31.596
7 -	54.410	39.936	1:34.346	83.18	0.572	17:26:05.942
8 -	54.862	39.769	1:34.631	82.93	0.857	17:27:40.573
9 -	54.257	39.775	1:34.032 (2)	83.46	0.258	17:29:14.605
10 -	54.614	39.667	1:34.281	83.24	0.507	17:30:48.886

P4 17		Philip BAKER		BMW S1000RR - R & M plant Theo & Debbie		
IDEAL LAP TIME : 1:33.332		BEST LAP TIME : 1:33.332		DIFFERENCE : 0.000		
LAP	SECTOR 1	SECTOR 2	LAP TIME	MPH	DIFF	TIME OF DAY
1 -		40.367	1:41.288	77.48	7.956	17:16:40.447
2 -	54.843	40.072	1:34.915	82.68	1.583	17:18:15.362
3 -	54.628	39.992	1:34.620	82.94	1.288	17:19:49.982
4 -	54.867	40.148	1:35.015	82.59	1.683	17:21:24.997
5 -	54.461	39.661	1:34.122	83.38	0.790	17:22:59.119
6 -	54.606	39.668	1:34.274	83.24	0.942	17:24:33.393
7 -	54.382	39.589	1:33.971 (2)	83.51	0.639	17:26:07.364
8 -	54.557	39.562	1:34.119 (3)	83.38	0.787	17:27:41.483
9 -	54.839	39.476	1:34.315	83.21	0.983	17:29:15.798
10 -	54.187	39.145	1:33.332 (1)	84.08		17:30:49.130

Weather / Track : Cloudy / Dry

Cadwell Park
Circuit Length = 2.1800 miles
Start: 17:14 Flag 17:30 End: 17:32

BMCRC - MRO Championships 2021 - Rnd 3 @ Cadwell Park

Reactive Parts MRO Powerbikes & Clubman 1000

RACE 18 - SECTOR ANALYSIS



SECTOR 1 = FL to I1, SECTOR 2 = I1 to FL, DIFF = Difference To Personal Best Lap, P = Crossed Finish Line in Pit Lane, D = Time Disallowed

P5 711		Ritchie THORNTON		Kawasaki ZX10R - Team 71		
IDEAL LAP TIME : 1:33.833		BEST LAP TIME : 1:33.932		DIFFERENCE : 0.099		
LAP	SECTOR 1	SECTOR 2	LAP TIME	MPH	DIFF	TIME OF DAY
1 -		40.257	1:40.359	78.19	6.427	17:16:39.518
2 -	54.747	40.291	1:35.038	82.57	1.106	17:18:14.556
3 -	54.947	40.074	1:35.021	82.59	1.089	17:19:49.577
4 -	54.755	39.939	1:34.694	82.87	0.762	17:21:24.271
5 -	54.337	39.857	1:34.194 (3)	83.31	0.262	17:22:58.465
6 -	54.324	39.689	1:34.013 (2)	83.47	0.081	17:24:32.478
7 -	54.192	39.740	1:33.932 (1)	83.55		17:26:06.410
8 -	54.690	39.924	1:34.614	82.94	0.682	17:27:41.024
9 -	54.825	39.641	1:34.466	83.07	0.534	17:29:15.490
10 -	54.755	39.776	1:34.531	83.02	0.599	17:30:50.021

P6 71		Tom NORTON		Kawasaki ZX10 -		
IDEAL LAP TIME : 1:34.584		BEST LAP TIME : 1:34.602		DIFFERENCE : 0.018		
LAP	SECTOR 1	SECTOR 2	LAP TIME	MPH	DIFF	TIME OF DAY
1 -		40.269	1:41.492	77.32	6.890	17:16:40.651
2 -	55.253	40.765	1:36.018	81.73	1.416	17:18:16.669
3 -	55.255	39.975	1:35.230	82.41	0.628	17:19:51.899
4 -	54.747	40.148	1:34.895 (3)	82.70	0.293	17:21:26.794
5 -	54.690	40.092	1:34.782 (2)	82.80	0.180	17:23:01.576
6 -	54.663	39.939	1:34.602 (1)	82.95		17:24:36.178
7 -	55.223	40.696	1:35.919	81.81	1.317	17:26:12.097
8 -	55.557	40.376	1:35.933	81.80	1.331	17:27:48.030
9 -	55.061	40.312	1:35.373	82.28	0.771	17:29:23.403
10 -	54.645	40.292	1:34.937	82.66	0.335	17:30:58.340

P7 32		Martin MORRIS		BMW S1000RR - Morris Racing, Obsession		
IDEAL LAP TIME : 1:34.672		BEST LAP TIME : 1:34.768		DIFFERENCE : 0.096		
LAP	SECTOR 1	SECTOR 2	LAP TIME	MPH	DIFF	TIME OF DAY
1 -		40.890	1:43.309	75.96	8.541	17:16:42.468
2 -	55.059	40.286	1:35.345	82.31	0.577	17:18:17.813
3 -	55.002	40.155	1:35.157	82.47	0.389	17:19:52.970
4 -	54.769	40.213	1:34.982 (3)	82.62	0.214	17:21:27.952
5 -	55.135	40.092	1:35.227	82.41	0.459	17:23:03.179
6 -	54.738	40.030	1:34.768 (1)	82.81		17:24:37.947
7 -	55.141	40.109	1:35.250	82.39	0.482	17:26:13.197
8 -	55.445	40.147	1:35.592	82.09	0.824	17:27:48.789
9 -	54.642	40.268	1:34.910 (2)	82.68	0.142	17:29:23.699
10 -	54.846	40.661	1:35.507	82.17	0.739	17:30:59.206

P8 52		Ben COTGROVE		Yamaha R1M - MFR		
IDEAL LAP TIME : 1:34.728		BEST LAP TIME : 1:34.852		DIFFERENCE : 0.124		
LAP	SECTOR 1	SECTOR 2	LAP TIME	MPH	DIFF	TIME OF DAY
1 -		40.693	1:43.531	75.80	8.679	17:16:42.690
2 -	55.121	40.182	1:35.303	82.34	0.451	17:18:17.993
3 -	54.918	40.644	1:35.562	82.12	0.710	17:19:53.555
4 -	55.051	39.994	1:35.045 (2)	82.57	0.193	17:21:28.600
5 -	54.734	40.118	1:34.852 (1)	82.74		17:23:03.452
6 -	55.031	40.222	1:35.253 (3)	82.39	0.401	17:24:38.705
7 -	55.172	40.328	1:35.500	82.17	0.648	17:26:14.205
8 -	55.133	40.155	1:35.288	82.36	0.436	17:27:49.493
9 -	55.403	40.077	1:35.480	82.19	0.628	17:29:24.973
10 -	55.772	41.484	1:37.256	80.69	2.404	17:31:02.229

Weather / Track : Cloudy / Dry

Cadwell Park
Circuit Length = 2.1800 miles
Start: 17:14 Flag 17:30 End: 17:32

BMCRC - MRO Championships 2021 - Rnd 3 @ Cadwell Park

Reactive Parts MRO Powerbikes & Clubman 1000

RACE 18 - SECTOR ANALYSIS



SECTOR 1 = FL to I1, SECTOR 2 = I1 to FL, DIFF = Difference To Personal Best Lap, P = Crossed Finish Line in Pit Lane, D = Time Disallowed

P9 33		Michael NEEVES		BMW S1000RR - Prime Factors Racing			
IDEAL LAP TIME : 1:34.669		BEST LAP TIME : 1:34.817		DIFFERENCE : 0.148			
LAP	SECTOR 1	SECTOR 2	LAP TIME	MPH	DIFF	TIME OF DAY	
1 -		40.587	1:43.613	75.74	8.796	17:16:42.772	
2 -	55.523	40.122	1:35.645	82.05	0.828	17:18:18.417	
3 -	54.931	40.259	1:35.190 (3)	82.44	0.373	17:19:53.607	
4 -	55.362	40.408	1:35.770	81.94	0.953	17:21:29.377	
5 -	54.703	40.114	1:34.817 (1)	82.77		17:23:04.194	
6 -	54.884	40.223	1:35.107 (2)	82.51	0.290	17:24:39.301	
7 -	55.038	40.404	1:35.442	82.22	0.625	17:26:14.743	
8 -	55.623	39.966	1:35.589	82.10	0.772	17:27:50.332	
9 -	54.912	40.280	1:35.192	82.44	0.375	17:29:25.524	
10 -	55.568	41.360	1:36.928	80.96	2.111	17:31:02.452	

P10 9 C		Luke DIXON		BMW S1000RR -			
IDEAL LAP TIME : 1:34.708		BEST LAP TIME : 1:34.732		DIFFERENCE : 0.024			
LAP	SECTOR 1	SECTOR 2	LAP TIME	MPH	DIFF	TIME OF DAY	
1 -		40.560	1:42.452	76.60	7.720	17:16:41.611	
2 -	54.858	40.799	1:35.657	82.04	0.925	17:18:17.268	
3 -	54.909	40.289	1:35.198 (3)	82.43	0.466	17:19:52.466	
4 -	54.553	40.179	1:34.732 (1)	82.84		17:21:27.198	
5 -	54.588	40.155	1:34.743 (2)	82.83	0.011	17:23:01.941	
6 -	54.832	40.453	1:35.285	82.36	0.553	17:24:37.226	
7 -	56.197	40.915	1:37.112	80.81	2.380	17:26:14.338	
8 -	56.710	41.126	1:37.836	80.21	3.104	17:27:52.174	
9 -	56.388	41.966	1:38.354	79.79	3.622	17:29:30.528	
10 -	56.646	41.262	1:37.908	80.15	3.176	17:31:08.436	

P11 56		Mike SMITH		Kawasaki ZX10R - Smiffs Garage			
IDEAL LAP TIME : 1:35.634		BEST LAP TIME : 1:35.634		DIFFERENCE : 0.000			
LAP	SECTOR 1	SECTOR 2	LAP TIME	MPH	DIFF	TIME OF DAY	
1 -		41.757	1:45.222	74.58	9.588	17:16:44.381	
2 -	55.343	40.904	1:36.247 (3)	81.54	0.613	17:18:20.628	
3 -	55.768	41.293	1:37.061	80.85	1.427	17:19:57.689	
4 -	55.455	40.507	1:35.962 (2)	81.78	0.328	17:21:33.651	
5 -	55.316	40.318	1:35.634 (1)	82.06		17:23:09.285	
6 -	55.505	41.153	1:36.658	81.19	1.024	17:24:45.943	
7 -	55.703	41.495	1:37.198	80.74	1.564	17:26:23.141	
8 -	56.549	41.357	1:37.906	80.15	2.272	17:28:01.047	
9 -	56.010	41.518	1:37.528	80.46	1.894	17:29:38.575	
10 -	56.692	42.543	1:39.235	79.08	3.601	17:31:17.810	

P12 18 C		Lee LONGSTAFF		Yamaha R1 - SMC GARAGE			
IDEAL LAP TIME : 1:37.858		BEST LAP TIME : 1:37.858		DIFFERENCE : 0.000			
LAP	SECTOR 1	SECTOR 2	LAP TIME	MPH	DIFF	TIME OF DAY	
1 -		42.101	1:46.525	73.67	8.667	17:16:45.684	
2 -	56.578	42.085	1:38.663	79.54	0.805	17:18:24.347	
3 -	56.718	42.855	1:39.573	78.81	1.715	17:20:03.920	
4 -	56.710	41.742	1:38.452 (3)	79.71	0.594	17:21:42.372	
5 -	56.412	42.144	1:38.556	79.63	0.698	17:23:20.928	
6 -	56.967	42.519	1:39.486	78.88	1.628	17:25:00.414	
7 -	56.678	41.953	1:38.631	79.56	0.773	17:26:39.045	
8 -	56.910	41.851	1:38.761	79.46	0.903	17:28:17.806	
9 -	56.197	41.661	1:37.858 (1)	80.19		17:29:55.664	
10 -	56.294	41.662	1:37.956 (2)	80.11	0.098	17:31:33.620	

Weather / Track : Cloudy / Dry

Cadwell Park
Circuit Length = 2.1800 miles
Start: 17:14 Flag 17:30 End: 17:32

BMCRC - MRO Championships 2021 - Rnd 3 @ Cadwell Park

Reactive Parts MRO Powerbikes & Clubman 1000

RACE 18 - SECTOR ANALYSIS



SECTOR 1 = FL to I1, SECTOR 2 = I1 to FL, DIFF = Difference To Personal Best Lap, P = Crossed Finish Line in Pit Lane, D = Time Disallowed

P13 148 C		Aaron COLLINS		BMW S1000RR - Precision installations		
IDEAL LAP TIME : 1:37.424		BEST LAP TIME : 1:38.013		DIFFERENCE : 0.589		
LAP	SECTOR 1	SECTOR 2	LAP TIME	MPH	DIFF	TIME OF DAY
1 -		42.326	1:48.014	72.65	10.001	17:16:47.173
2 -	57.577	42.681	1:40.258	78.27	2.245	17:18:27.431
3 -	56.955	41.592	1:38.547	79.63	0.534	17:20:05.978
4 -	56.918	41.406	1:38.324	79.81	0.311	17:21:44.302
5 -	57.100	41.163	1:38.263 (3)	79.86	0.250	17:23:22.565
6 -	56.333	41.913	1:38.246 (2)	79.88	0.233	17:25:00.811
7 -	56.684	41.695	1:38.379	79.77	0.366	17:26:39.190
8 -	56.964	42.033	1:38.997	79.27	0.984	17:28:18.187
9 -	56.380	41.633	1:38.013 (1)	80.07		17:29:56.200
10 -	56.261	42.199	1:38.460	79.70	0.447	17:31:34.660

P14 76		Jason BYARD		Yamaha R1 - May Construction		
IDEAL LAP TIME : 1:36.897		BEST LAP TIME : 1:36.897		DIFFERENCE : 0.000		
LAP	SECTOR 1	SECTOR 2	LAP TIME	MPH	DIFF	TIME OF DAY
1 -		40.919	1:49.013	71.99	12.116	17:16:48.172
2 -	57.059	42.359	1:39.418	78.94	2.521	17:18:27.590
3 -	57.597	42.518	1:40.115	78.39	3.218	17:20:07.705
4 -	57.401	42.172	1:39.573	78.81	2.676	17:21:47.278
5 -	56.531	41.870	1:38.401	79.75	1.504	17:23:25.679
6 -	56.462	41.171	1:37.633 (2)	80.38	0.736	17:25:03.312
7 -	56.285	40.612	1:36.897 (1)	80.99		17:26:40.209
8 -	56.769	41.433	1:38.202	79.91	1.305	17:28:18.411
9 -	56.450	41.536	1:37.986 (3)	80.09	1.089	17:29:56.397
10 -	56.658	42.909	1:39.567	78.82	2.670	17:31:35.964

P15 70		David CRAMPTON		Suzuki GSXR -		
IDEAL LAP TIME : 1:38.501		BEST LAP TIME : 1:38.546		DIFFERENCE : 0.045		
LAP	SECTOR 1	SECTOR 2	LAP TIME	MPH	DIFF	TIME OF DAY
1 -		42.441	1:47.358	73.10	8.812	17:16:46.517
2 -	57.582	43.278	1:40.860	77.81	2.314	17:18:27.377
3 -	57.565	42.670	1:40.235	78.29	1.689	17:20:07.612
4 -	57.135	42.603	1:39.738 (3)	78.68	1.192	17:21:47.350
5 -	57.248	41.860	1:39.108 (2)	79.18	0.562	17:23:26.458
6 -	56.641	41.905	1:38.546 (1)	79.63		17:25:05.004
7 -	57.165	43.355	1:40.520	78.07	1.974	17:26:45.524
8 -	58.383	42.567	1:40.950	77.74	2.404	17:28:26.474
9 -	58.126	43.313	1:41.439	77.36	2.893	17:30:07.913
10 -	58.326	44.071	1:42.397	76.64	3.851	17:31:50.310

P16 277 C		Adrian AVERRE		Ducati PANIGALE V4 - Ryders Alley Racing		
IDEAL LAP TIME : 1:40.250		BEST LAP TIME : 1:40.421		DIFFERENCE : 0.171		
LAP	SECTOR 1	SECTOR 2	LAP TIME	MPH	DIFF	TIME OF DAY
1 -		42.532	1:48.707	72.19	8.286	17:16:47.866
2 -	58.405	42.358	1:40.763 (3)	77.88	0.342	17:18:28.629
3 -	57.912	42.509	1:40.421 (1)	78.15		17:20:09.050
4 -	57.990	42.645	1:40.635 (2)	77.98	0.214	17:21:49.685
5 -	58.733	42.969	1:41.702	77.16	1.281	17:23:31.387
6 -	59.119	42.827	1:41.946	76.98	1.525	17:25:13.333
7 -	58.539	42.655	1:41.194	77.55	0.773	17:26:54.527
8 -	59.300	42.675	1:41.975	76.96	1.554	17:28:36.502
9 -	59.087	42.338	1:41.425	77.37	1.004	17:30:17.927
10 -	1:00.105	46.536	1:46.641	73.59	6.220	17:32:04.568

Weather / Track : Cloudy / Dry

Cadwell Park
Circuit Length = 2.1800 miles
Start: 17:14 Flag 17:30 End: 17:32

BMCRC - MRO Championships 2021 - Rnd 3 @ Cadwell Park

Reactive Parts MRO Powerbikes & Clubman 1000

RACE 18 - SECTOR ANALYSIS



SECTOR 1 = FL to I1, SECTOR 2 = I1 to FL, DIFF = Difference To Personal Best Lap, P = Crossed Finish Line in Pit Lane, D = Time Disallowed

P17 88 C		Scott HALLIDAY		Suzuki GSXR 1000 - Performance fitness gym			
IDEAL LAP TIME : 1:36.053		BEST LAP TIME : 1:36.309		DIFFERENCE : 0.256			
LAP	SECTOR 1	SECTOR 2	LAP TIME	MPH	DIFF	TIME OF DAY	
1 -		41.231	1:44.551	75.06	8.242	17:16:43.710	
2 -	55.391	41.133	1:36.524 (3)	81.30	0.215	17:18:20.234	
3 -	55.966	41.218	1:37.184	80.75	0.875	17:19:57.418	
4 -	56.087	41.190	1:37.277	80.67	0.968	17:21:34.695	
5 -	55.651	41.219	1:36.870	81.01	0.561	17:23:11.565	
6 -	55.526	40.971	1:36.497 (2)	81.32	0.188	17:24:48.062	
7 -	55.989	40.947	1:36.936	80.96	0.627	17:26:24.998	
8 -	55.647	40.662	1:36.309 (1)	81.48		17:28:01.307	
9 -	55.924	41.433	1:37.357	80.61	1.048	17:29:38.664	

P18 58 C		Kenny FRETWELL		Yamaha R1 - Polished Concrete London			
IDEAL LAP TIME : 1:36.010		BEST LAP TIME : 1:36.224		DIFFERENCE : 0.214			
LAP	SECTOR 1	SECTOR 2	LAP TIME	MPH	DIFF	TIME OF DAY	
1 -		41.452	1:45.374	74.47	9.150	17:16:44.533	
2 -	55.891	40.595	1:36.486 (2)	81.33	0.262	17:18:21.019	
3 -	55.845	40.984	1:36.829	81.05	0.605	17:19:57.848	
4 -	56.185	40.826	1:37.011	80.89	0.787	17:21:34.859	
5 -	55.622	41.284	1:36.906	80.98	0.682	17:23:11.765	
6 -	55.415	41.181	1:36.596 (3)	81.24	0.372	17:24:48.361	
7 -	55.774	41.109	1:36.883	81.00	0.659	17:26:25.244	
8 -	55.628	40.596	1:36.224 (1)	81.56		17:28:01.468	
9 -	56.013	41.361	1:37.374	80.59	1.150	17:29:38.842	

BMCRC - MRO Championships 2021 - Rnd 3 @ Cadwell Park

Reactive Parts MRO Powerbikes & Clubman 1000

RACE 18 - BEST SECTORS

SECTOR 1			SECTOR 2			IDEAL / BEST COMPARISON						
POS	NO	NAME	TIME	NO	NAME	TIME	POS	NO	NAME	IDEAL	BEST	DIFF
									PERFECT LAP	1:32.540		
1	86	SHOUBRIDGE	53.587	86	SHOUBRIDGE	38.953	1	86	SHOUBRIDGE	1:32.540	1:32.738	0.198
2	2	BAKER	53.968	17	BAKER	39.145	2	17	BAKER	1:33.332	1:33.332	0.000
3	48	WILSON	54.086	2	BAKER	39.478	3	2	BAKER	1:33.446	1:33.633	0.187
4	17	BAKER	54.187	48	WILSON	39.505	4	48	WILSON	1:33.591	1:33.774	0.183
5	711	THORNTON	54.192	711	THORNTON	39.641	5	711	THORNTON	1:33.833	1:33.932	0.099
6	9	DIXON	54.553	71	NORTON	39.939	6	71	NORTON	1:34.584	1:34.602	0.018
7	32	MORRIS	54.642	33	NEEVES	39.966	7	33	NEEVES	1:34.669	1:34.817	0.148
8	71	NORTON	54.645	52	COTGROVE	39.994	8	32	MORRIS	1:34.672	1:34.768	0.096
9	33	NEEVES	54.703	32	MORRIS	40.030	9	9	DIXON	1:34.708	1:34.732	0.024
10	52	COTGROVE	54.734	9	DIXON	40.155	10	52	COTGROVE	1:34.728	1:34.852	0.124
11	56	SMITH	55.316	56	SMITH	40.318	11	56	SMITH	1:35.634	1:35.634	0.000
12	88	HALLIDAY	55.391	58	FRETWELL	40.595	12	58	FRETWELL	1:36.010	1:36.224	0.214
13	58	FRETWELL	55.415	76	BYARD	40.612	13	88	HALLIDAY	1:36.053	1:36.309	0.256
14	18	LONGSTAFF	56.197	88	HALLIDAY	40.662	14	76	BYARD	1:36.897	1:36.897	0.000
15	148	COLLINS	56.261	148	COLLINS	41.163	15	148	COLLINS	1:37.424	1:38.013	0.589
16	76	BYARD	56.285	18	LONGSTAFF	41.661	16	18	LONGSTAFF	1:37.858	1:37.858	0.000
17	70	CRAMPTON	56.641	70	CRAMPTON	41.860	17	70	CRAMPTON	1:38.501	1:38.546	0.045
18	277	AVERRE	57.912	277	AVERRE	42.338	18	277	AVERRE	1:40.250	1:40.421	0.171
19												

Weather / Track : Cloudy / Dry

Results can be found at www.tsl-timing.com

Cadwell Park
Circuit Length = 2.1800 miles
Start: 17:14 Flag 17:30 End: 17:32

Printed - 17:35 Sunday, 27 June 2021

BMCRC - MRO Championships 2021 - Rnd 3 @ Cadwell Park

Reactive Parts MRO Powerbikes & Clubman 1000

RACE 18 - STATISTICS

Competitors Started 19
Planned Start 2021-06-27 @ 17:05:00.000
Actual Start 2021-06-27 @ 17:14:59.159
Finish Time 2021-06-27 @ 17:30:41.077
Track Length 2.1800mi.
Total Laps 178
Total Distance Covered 388.0433mi.

Session Fastest Lap History

NO	CL	NAME	LAP TIME	TIME OF DAY	LAP	VEHICLE
86		David SHOUBRIDGE	1:38.860	17:16:38.035	1	Ducati 996
86		David SHOUBRIDGE	1:32.834	17:18:10.869	2	Ducati 996
86		David SHOUBRIDGE	1:32.738	17:19:43.607	3	Ducati 996

Session Leader History

NO	CL	NAME	FROM LAP	LAPS LED	DISTANCE	VEHICLE
86		David SHOUBRIDGE	1	10	21.80 miles	Ducati 996

Flag History

TYPE	TIME OF DAY
GREEN	17:14:59.159
FINISH	17:30:41.077

Flag Statistics

TYPE	COUNT	TOTAL LAPS	TOTAL TIME
Green	1	10	17:08.551
Red	0	0	0.000
Safety Car	0	0	0.000
FCY	0	0	0.000

BMCRC - MRO Championships 2021 - Rnd 3 @ Cadwell Park

Reactive Parts MRO Powerbikes & Clubman 1000

RACE 18 - STATISTICS

CLASS :

13 Starters

Fastest Lap History

NO	NAME	LAP TIME	TIME OF DAY	LAP	VEHICLE
86	David SHOUBRIDGE	1:38.860	17:16:38.035	1	Ducati 996
86	David SHOUBRIDGE	1:32.834	17:18:10.869	2	Ducati 996
86	David SHOUBRIDGE	1:32.738	17:19:43.607	3	Ducati 996

Leader History

NO	NAME	FROM LAP	LAPS LED	DISTANCE	VEHICLE
86	David SHOUBRIDGE	1	10	21.80 miles	Ducati 996

BMCRC - MRO Championships 2021 - Rnd 3 @ Cadwell Park

Reactive Parts MRO Powerbikes & Clubman 1000

RACE 18 - STATISTICS

CLASS : C

6 Starters

Fastest Lap History

NO	NAME	LAP TIME	TIME OF DAY	LAP	VEHICLE
9	Luke DIXON	1:42.452	17:16:41.634	1	BMW S1000RR
9	Luke DIXON	1:35.657	17:18:17.291	2	BMW S1000RR
9	Luke DIXON	1:35.198	17:19:52.489	3	BMW S1000RR
9	Luke DIXON	1:34.732	17:21:27.221	4	BMW S1000RR

Leader History

NO	NAME	FROM LAP	LAPS LED	DISTANCE	VEHICLE
9	Luke DIXON	1	10	21.80 miles	BMW S1000RR

BMCRC-MRO Championships 2021



L&W CONTRACTORS BMCRC Rookie 600 & 1000

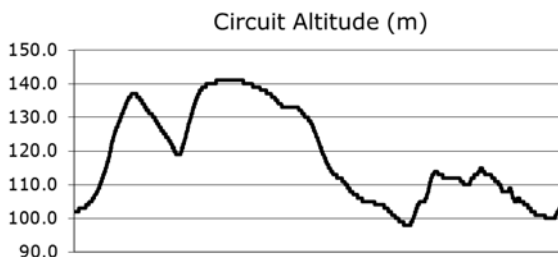
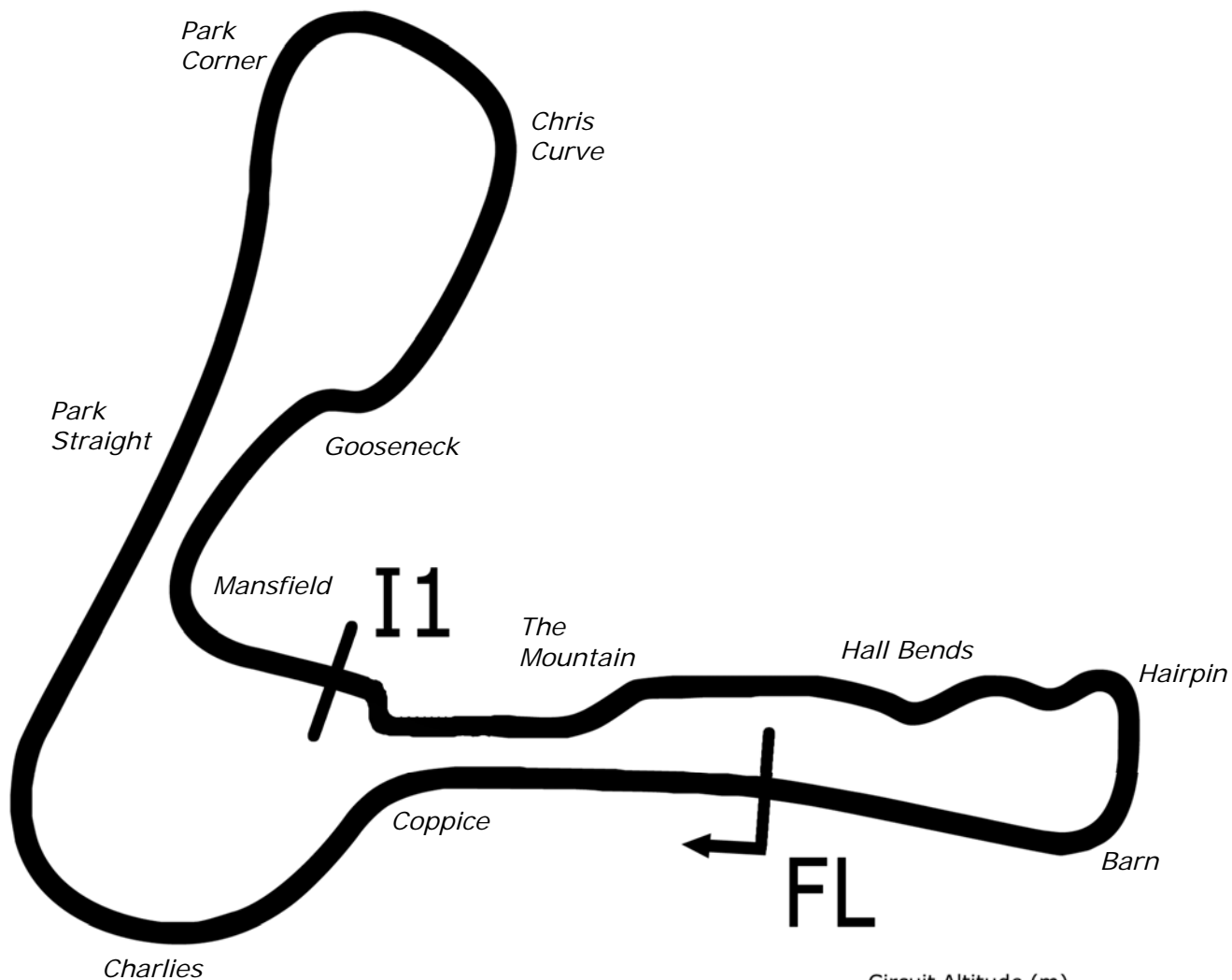
Cadwell Park

26th / 27th June 2021



Results Provided by Timing Solutions Ltd
www.tsl-timing.com

Cadwell Park



Length	2.1800 miles	3508.4 m	
FL		53.31024 N	0.05940 W
I1	2330m	53.30708 N	0.06270 W
Pit Entry	3472m	53.31103 N	0.05889 W
Pit Exit	0m after FL	53.31030 N	0.05940 W
Pit Entry-Pit Exit 92m, 6.6s @50kph, 5.5s @60kph			

All results available at www.tsl-timing.com

BMCRC - MRO Championships 2021 - Rnd 3 @ Cadwell Park

Team Respro MRO 600 & BMCRC Rookie 600

QUALIFYING - CLASSIFICATION

POS	NO	CL	PIC NAME	ENTRY	TIME	ON	LAPS	GAP	DIFF	MPH
1	321		Martin MORRIS	Kawasaki ZX6R - Morris Racing, Obsession Engineerir	1:37.436	4	4			80.54
2	9		Glenn WALSH	Yamaha R6 - Walters Medical	1:37.564	3	4	0.128	0.128	80.44
3	134		Donald GILBERT	Kawasaki ZX6R - S and N Tyres	1:37.838	4	4	0.402	0.274	80.21
4	7	C	Thomas BENSTED	Triumph DAYTONA 675R - Significant Debt Racing	1:38.464	4	4	1.028	0.626	79.70
5	818	C	Alex BARKER	Yamaha R6 - Barker Woodrow LTD	1:39.284	4	4	1.848	0.820	79.04
6	136		Callum WARD	Yamaha R6 -	1:39.413	3	4	1.977	0.129	78.94
7	188		Dawid KRAWIECKI	Yamaha R6 - Code Blue LTD & D A East Electrical	1:39.481	3	4	2.045	0.068	78.89
8	169	C	Gareth CUNNINGHAM	Yamaha R6 -	1:39.888	4	4	2.452	0.407	78.56
9	2		Andrew GILL	Kawasaki ZX6R -	1:40.048	4	4	2.612	0.160	78.44
10	13		Doug EDMONDSON	Triumph DAYTONA - Stan Stephens Tuning	1:40.557	4	4	3.121	0.509	78.04
11	37	C	Alexander LATHAM	Triumph DAYTONA - BR-8 / McCrash Racing	1:40.880	4	4	3.444	0.323	77.79
12	95		Grant ROBERTSON	Kawasaki ZX6R -	1:41.116	4	4	3.680	0.236	77.61
13	100	C	Craig HOWTON	Kawasaki ZX6R - ME	1:41.500	4	4	4.064	0.384	77.32
14	3		Joey LAMBDEN	Kawasaki ZX600 RBF -	1:41.793	3	3	4.357	0.293	77.09
15	63*		Michael MACE	Yamaha R6 - Kevin Marshall	1:42.491	3	4	5.055	0.698	76.57
16	212	600	Matt PALLETT	Kawasaki ZX6R - In:timber	1:42.578	3	4	5.142	0.087	76.50
17	52	C	Scott FORBES-COWDRY	Yamaha R6 13S -	1:42.897	3	3	5.461	0.319	76.27
18	200	C	Dan BURNHAM	Triumph DAYTONA 675 - BDR RACING / KY JAX	1:43.160	3	3	5.724	0.263	76.07
19	175		Paul MARLEY	Kawasaki ZX6R - Marley Landrovers	1:43.321	2	3	5.885	0.161	75.95
20	111		Ryan FOLKES	Triumph DAYTONA 675 - Carl Harrison Motorcyle Ser	1:43.369	3	3	5.933	0.048	75.92
21	132	C	Mitchell GILBERT	Suzuki GSXR 600 - The Asap group	1:45.018	3	3	7.582	1.649	74.73
22	43	C	Daniel SALES	Yamaha R6 - Team Freddie, Ron & Frankie	1:45.519	3	3	8.083	0.501	74.37
23	35	600	Reuben WARD	Kawasaki 636 -	1:46.532	2	3	9.096	1.013	73.66
24	148	C	Ashley SINCLAIR	Yamaha R6 -	1:46.655	3	3	9.219	0.123	73.58
25	165	600	Joshua HUMPHRIES	Yamaha R6 - GME Electrical racing	1:46.945	3	3	9.509	0.290	73.38
26	17		Toby SHANN	Triumph 675 -	1:47.363	3	3	9.927	0.418	73.09
27	51	600	Ross CLARKE	Kawasaki ZX6R - Ross Clarke Farriery	1:48.507	3	3	11.071	1.144	72.32
28	331		Tim BURROWS	Yamaha R6 -	1:48.920	2	3	11.484	0.413	72.05
29	150		Paul DRINKWATER	Suzuki GSXR 600 -	1:49.591	2	3	12.155	0.671	71.61
30	30	600	Adam GATHERCOLE	Triumph DAYTONA 675 - Ride In Bike Tyres	1:49.873	1	3	12.437	0.282	71.42
31	179	600	Thomas GARNER	Yamaha R6 -	1:50.539	3	3	13.103	0.666	70.99
32	117	C	Benjamin STONARD	Yamaha R6 -	1:50.584	3	3	13.148	0.045	70.96
33	207	600	Harry STIMSON	Yamaha R6 -	1:50.713	2	2	13.277	0.129	70.88
34	624	C	Matthew FEDRICK	Yamaha R6 - Matthew Fedrick farriers ltd/ Palmer Rac	1:50.812	1	3	13.376	0.099	70.82
35	22	600	Matt GATHERCOLE	Kawasaki ZX6R - Ride In Bike Tyres	1:50.836	1	3	13.400	0.024	70.80
36	501	600	Ashley COID	Kawasaki ZX636R -	1:50.971	2	3	13.535	0.135	70.72
37	191		Daniel GOOD	Kawasaki ZX6R - Quality Fast Facades and Joblings o	1:52.310	1	3	14.874	1.339	69.87
38	213		Jack PETRIE	Kawasaki ZX6 - AM Tiling	1:53.854	3	3	16.418	1.544	68.93
39	155	600	Eliot SMITH	Honda CBR600RR - Pro-Moto Europe Ltd	1:54.133	2	3	16.697	0.279	68.76
40	85	600	David HATTERSLEY	Triumph 675 -	1:55.896	3	3	18.460	1.763	67.71
41	70		Sean HALL	Yamaha R6 - S and y ceramics	1:56.644	2	3	19.208	0.748	67.28
42	62	600	Oliver NUNN	Yamaha R6 - IT UK & STVL	1:57.272	3	3	19.836	0.628	66.92
43	228	600	Paul McFADDEN	Kawasaki ZX636 - T.McFadden Plant Ltd	1:57.309	2	3	19.873	0.037	66.90
44	8	C	Dave SAUNDERS	Honda CBR600 - ETR Building & Civil Engineering Ltd	1:57.892	3	3	20.456	0.583	66.56
45	28	600	Craig BICKNELL	Yamaha R6 - On Point Security LTD	1:57.990	3	3	20.554	0.098	66.51
46	144		Nick CRONIN	Yamaha R6 -	1:58.012	3	3	20.576	0.022	66.50
47	19*		Michael REGAN	Honda CBR600RR - North weald motorcycles	2:00.120	1	2	22.684	2.108	65.33
48	42	600	Kai EVANS	Suzuki GSXR 600 - CBS Ltd Construction and Engin	2:04.632	3	3	27.196	4.511	62.96
49	41	600	Daniel NURRISH	Yamaha R6 - Dcn Autobody	2:04.932	3	3	27.496	0.300	62.81
50	63	600	Robert BUSH	Suzuki GSXR 600 - Legacy Racing	2:06.129	2	3	28.693	1.197	62.22
NS	80	600	Stephen LANE	Kawasaki ZX6R -						
NS	120		Dave IBBOTSON	Honda CBR600 -						

Bike 19 - Please fit a working transponder
 Bike 63 - Fastest lap time disallowed; short cut

Cadwell Park
 Circuit Length = 2.1800 miles
 Start: 09:51 Flag 10:02 End: 10:02

Weather / Track : Cloudy / Dry

These results are provisional until the conclusion of any judicial and technical matters.

Clerk Of Course :	Stewards :	Timekeeper : Sarah Evans
-------------------	------------	--------------------------

Results can be found at www.tsl-timing.com

Printed - 10:05 Saturday, 26 June 2021



BMCRC - MRO Championships 2021 - Rnd 3 @ Cadwell Park

Team Respro MRO 600 & BMCRC Rookie 600

QUALIFYING - SECTOR ANALYSIS



SECTOR 1 = FL to I1, SECTOR 2 = I1 to FL, DIFF = Difference To Personal Best Lap, P = Crossed Finish Line in Pit Lane, D = Time Disallowed

P1 321		Martin MORRIS		Kawasaki ZX6R - Morris Racing, Obsession Engineering			
IDEAL LAP TIME : 1:37.436		BEST LAP TIME : 1:37.436		DIFFERENCE : 0.000			
LAP	SECTOR 1	SECTOR 2	LAP TIME	MPH	DIFF	TIME OF DAY	
1 -	1:00.833	44.884	1:45.717	74.23	8.281	09:54:11.283	
2 -	59.735	43.618	1:43.353 (3)	75.93	5.917	09:55:54.636	
3 -	57.059	41.284	1:38.343 (2)	79.80	0.907	09:57:32.979	
4 -	56.710	40.726	1:37.436 (1)	80.54		09:59:10.415	

P2 9		Glenn WALSH		Yamaha R6 - Walters Medical			
IDEAL LAP TIME : 1:37.543		BEST LAP TIME : 1:37.564		DIFFERENCE : 0.021			
LAP	SECTOR 1	SECTOR 2	LAP TIME	MPH	DIFF	TIME OF DAY	
1 -	1:03.751	44.828	1:48.579	72.27	11.015	09:54:09.964	
2 -	59.360	42.147	1:41.507 (3)	77.31	3.943	09:55:51.471	
3 -	56.801	40.763	1:37.564 (1)	80.44		09:57:29.035	
4 -	56.780	40.916	1:37.696 (2)	80.33	0.132	09:59:06.731	

P3 134		Donald GILBERT		Kawasaki ZX6R - S and N Tyres			
IDEAL LAP TIME : 1:37.838		BEST LAP TIME : 1:37.838		DIFFERENCE : 0.000			
LAP	SECTOR 1	SECTOR 2	LAP TIME	MPH	DIFF	TIME OF DAY	
1 -	1:04.307	47.138	1:51.445	70.42	13.607	09:54:23.171	
2 -	59.577	42.407	1:41.984 (3)	76.95	4.146	09:56:05.155	
3 -	57.374	41.554	1:38.928 (2)	79.33	1.090	09:57:44.083	
4 -	57.001	40.837	1:37.838 (1)	80.21		09:59:21.921	

P4 7 C		Thomas BENSTED		Triumph DAYTONA 675R - Significant Debt Racing			
IDEAL LAP TIME : 1:38.464		BEST LAP TIME : 1:38.464		DIFFERENCE : 0.000			
LAP	SECTOR 1	SECTOR 2	LAP TIME	MPH	DIFF	TIME OF DAY	
1 -	1:02.835	45.641	1:48.476	72.34	10.012	09:54:19.861	
2 -	57.874	42.086	1:39.960 (2)	78.51	1.496	09:55:59.821	
3 -	57.478	45.184	1:42.662 (3)	76.44	4.198	09:57:42.483	
4 -	56.972	41.492	1:38.464 (1)	79.70		09:59:20.947	

P5 818 C		Alex BARKER		Yamaha R6 - Barker Woodrow LTD			
IDEAL LAP TIME : 1:38.948		BEST LAP TIME : 1:39.284		DIFFERENCE : 0.336			
LAP	SECTOR 1	SECTOR 2	LAP TIME	MPH	DIFF	TIME OF DAY	
1 -	1:05.071	45.188	1:50.259	71.17	10.975	09:54:23.441	
2 -	58.862	42.664	1:41.526 (3)	77.30	2.242	09:56:04.967	
3 -	56.898	42.602	1:39.500 (2)	78.87	0.216	09:57:44.467	
4 -	57.234	42.050	1:39.284 (1)	79.04		09:59:23.751	

P6 136		Callum WARD		Yamaha R6 -			
IDEAL LAP TIME : 1:39.413		BEST LAP TIME : 1:39.413		DIFFERENCE : 0.000			
LAP	SECTOR 1	SECTOR 2	LAP TIME	MPH	DIFF	TIME OF DAY	
1 -	1:04.922	44.869	1:49.791	71.48	10.378	09:54:25.113	
2 -	1:00.861	43.680	1:44.541 (3)	75.07	5.128	09:56:09.654	
3 -	57.960	41.453	1:39.413 (1)	78.94		09:57:49.067	
4 -	58.411	41.580	1:39.991 (2)	78.48	0.578	09:59:29.058	

P7 188		Dawid KRAWIECKI		Yamaha R6 - Code Blue LTD & D A East Electrical			
IDEAL LAP TIME : 1:39.481		BEST LAP TIME : 1:39.481		DIFFERENCE : 0.000			
LAP	SECTOR 1	SECTOR 2	LAP TIME	MPH	DIFF	TIME OF DAY	
1 -	1:00.492	43.350	1:43.842 (3)	75.57	4.361	09:54:00.094	
2 -	58.437	42.608	1:41.045 (2)	77.66	1.564	09:55:41.139	
3 -	57.569	41.912	1:39.481 (1)	78.89		09:57:20.620	
4 -	58.734	47.937	1:46.671	73.57	7.190	09:59:07.291	

Weather / Track : Cloudy / Dry

Cadwell Park
Circuit Length = 2.1800 miles
Start: 09:51 Flag 10:02 End: 10:02

BMCRC - MRO Championships 2021 - Rnd 3 @ Cadwell Park

Team Respro MRO 600 & BMCRC Rookie 600

QUALIFYING - SECTOR ANALYSIS



SECTOR 1 = FL to I1, SECTOR 2 = I1 to FL, DIFF = Difference To Personal Best Lap, P = Crossed Finish Line in Pit Lane, D = Time Disallowed

P8 169 C		Gareth CUNNINGHAM		Yamaha R6 -		
IDEAL LAP TIME : 1:39.774		BEST LAP TIME : 1:39.888		DIFFERENCE : 0.114		
LAP	SECTOR 1	SECTOR 2	LAP TIME	MPH	DIFF	TIME OF DAY
1 -	1:02.511	44.378	1:46.889	73.42	7.001	09:54:30.429
2 -	58.750	44.071	1:42.821 (3)	76.32	2.933	09:56:13.250
3 -	58.845	42.510	1:41.355 (2)	77.43	1.467	09:57:54.605
4 -	57.264	42.624	1:39.888 (1)	78.56		09:59:34.493

P9 2		Andrew GILL		Kawasaki ZX6R -		
IDEAL LAP TIME : 1:40.048		BEST LAP TIME : 1:40.048		DIFFERENCE : 0.000		
LAP	SECTOR 1	SECTOR 2	LAP TIME	MPH	DIFF	TIME OF DAY
1 -	1:03.401	43.984	1:47.385	73.08	7.337	09:54:17.367
2 -	58.683	43.008	1:41.691 (3)	77.17	1.643	09:55:59.058
3 -	58.082	42.323	1:40.405 (2)	78.16	0.357	09:57:39.463
4 -	57.748	42.300	1:40.048 (1)	78.44		09:59:19.511

P10 13		Doug EDMONDSON		Triumph DAYTONA - Stan Stephens Tuning		
IDEAL LAP TIME : 1:40.557		BEST LAP TIME : 1:40.557		DIFFERENCE : 0.000		
LAP	SECTOR 1	SECTOR 2	LAP TIME	MPH	DIFF	TIME OF DAY
1 -	1:03.783	45.477	1:49.260	71.82	8.703	09:54:11.015
2 -	1:00.074	44.159	1:44.233 (3)	75.29	3.676	09:55:55.248
3 -	58.971	43.724	1:42.695 (2)	76.42	2.138	09:57:37.943
4 -	58.158	42.399	1:40.557 (1)	78.04		09:59:18.500

P11 37 C		Alexander LATHAM		Triumph DAYTONA - BR-8 / McCrash Racing		
IDEAL LAP TIME : 1:40.880		BEST LAP TIME : 1:40.880		DIFFERENCE : 0.000		
LAP	SECTOR 1	SECTOR 2	LAP TIME	MPH	DIFF	TIME OF DAY
1 -	1:03.234	45.575	1:48.809	72.12	7.929	09:54:11.382
2 -	1:00.106	44.247	1:44.353 (3)	75.20	3.473	09:55:55.735
3 -	58.728	43.741	1:42.469 (2)	76.58	1.589	09:57:38.204
4 -	58.220	42.660	1:40.880 (1)	77.79		09:59:19.084

P12 95		Grant ROBERTSON		Kawasaki ZX6R -		
IDEAL LAP TIME : 1:41.116		BEST LAP TIME : 1:41.116		DIFFERENCE : 0.000		
LAP	SECTOR 1	SECTOR 2	LAP TIME	MPH	DIFF	TIME OF DAY
1 -	1:06.555	46.216	1:52.771	69.59	11.655	09:54:25.843
2 -	1:01.900	44.711	1:46.611 (3)	73.61	5.495	09:56:12.454
3 -	59.220	42.864	1:42.084 (2)	76.87	0.968	09:57:54.538
4 -	58.670	42.446	1:41.116 (1)	77.61		09:59:35.654

P13 100 C		Craig HOWTON		Kawasaki ZX6R - ME		
IDEAL LAP TIME : 1:41.500		BEST LAP TIME : 1:41.500		DIFFERENCE : 0.000		
LAP	SECTOR 1	SECTOR 2	LAP TIME	MPH	DIFF	TIME OF DAY
1 -	1:04.422	45.881	1:50.303	71.15	8.803	09:54:10.665
2 -	59.987	43.939	1:43.926 (3)	75.51	2.426	09:55:54.591
3 -	59.213	43.071	1:42.284 (2)	76.72	0.784	09:57:36.875
4 -	58.618	42.882	1:41.500 (1)	77.32		09:59:18.375

P14 3		Joey LAMBDEN		Kawasaki ZX600 RBF -		
IDEAL LAP TIME : 1:39.834		BEST LAP TIME : 1:41.793		DIFFERENCE : 1.959		
LAP	SECTOR 1	SECTOR 2	LAP TIME	MPH	DIFF	TIME OF DAY
1 -	1:05.355	46.190	1:51.545 (3)	70.35	9.752	09:54:39.738
2 -	59.767	47.765	1:47.532 (2)	72.98	5.739	09:56:27.270
3 -	59.766	42.027	1:41.793 (1)	77.09		09:58:09.063

Weather / Track : Cloudy / Dry

Cadwell Park
Circuit Length = 2.1800 miles
Start: 09:51 Flag 10:02 End: 10:02

BMCRC - MRO Championships 2021 - Rnd 3 @ Cadwell Park

Team Respro MRO 600 & BMCRC Rookie 600

QUALIFYING - SECTOR ANALYSIS



SECTOR 1 = FL to I1, SECTOR 2 = I1 to FL, DIFF = Difference To Personal Best Lap, P = Crossed Finish Line in Pit Lane, D = Time Disallowed

P15 63		Michael MACE		Yamaha R6 - Kevin Marshall			
IDEAL LAP TIME : 1:41.148		BEST LAP TIME : 1:42.491		DIFFERENCE : 1.343			
LAP	SECTOR 1	SECTOR 2	LAP TIME	MPH	DIFF	TIME OF DAY	
1 -	1:03.916	45.980	1:49.896 (3)	71.41	7.405	09:54:24.886	
2 -	1:00.558	44.071	1:44.629 (2)	75.00	2.138	09:56:09.515	
3 -	58.759	43.732	1:42.491 (1)	76.57		09:57:52.006	
4 -	58.836	42.389	1:41.225 D	77.53		09:59:33.231	

P16 212 600		Matt PALLETT		Kawasaki ZX6R - In:timber			
IDEAL LAP TIME : 1:42.372		BEST LAP TIME : 1:42.578		DIFFERENCE : 0.206			
LAP	SECTOR 1	SECTOR 2	LAP TIME	MPH	DIFF	TIME OF DAY	
1 -	1:04.712	45.761	1:50.473	71.04	7.895	09:54:24.422	
2 -	1:00.697	43.856	1:44.553 (3)	75.06	1.975	09:56:08.975	
3 -	59.167	43.411	1:42.578 (1)	76.50		09:57:51.553	
4 -	59.603	43.205	1:42.808 (2)	76.33	0.230	09:59:34.361	

P17 52 C		Scott FORBES-COWDRY		Yamaha R6 13S -			
IDEAL LAP TIME : 1:42.897		BEST LAP TIME : 1:42.897		DIFFERENCE : 0.000			
LAP	SECTOR 1	SECTOR 2	LAP TIME	MPH	DIFF	TIME OF DAY	
1 -	1:08.911	50.689	1:59.600 (3)	65.61	16.703	09:54:51.792	
2 -	1:05.201	47.283	1:52.484 (2)	69.77	9.587	09:56:44.276	
3 -	59.592	43.305	1:42.897 (1)	76.27		09:58:27.173	

P18 200 C		Dan BURNHAM		Triumph DAYTONA 675 - BDR RACING / KY JAX			
IDEAL LAP TIME : 1:42.669		BEST LAP TIME : 1:43.160		DIFFERENCE : 0.491			
LAP	SECTOR 1	SECTOR 2	LAP TIME	MPH	DIFF	TIME OF DAY	
1 -	1:03.082	48.604	1:51.686 (2)	70.26	8.526	09:54:53.847	
2 -	1:04.940	50.292	1:55.232 (3)	68.10	12.072	09:56:49.079	
3 -	1:00.086	43.074	1:43.160 (1)	76.07		09:58:32.239	

P19 175		Paul MARLEY		Kawasaki ZX6R - Marley Landrovers			
IDEAL LAP TIME : 1:42.213		BEST LAP TIME : 1:43.321		DIFFERENCE : 1.108			
LAP	SECTOR 1	SECTOR 2	LAP TIME	MPH	DIFF	TIME OF DAY	
1 -	1:06.007	45.017	1:51.024 (3)	70.68	7.703	09:54:44.061	
2 -	59.368	43.953	1:43.321 (1)	75.95		09:56:27.382	
3 -	1:00.590	42.917	1:43.507 (2)	75.82	0.186	09:58:10.889	

P20 111		Ryan FOLKES		Triumph DAYTONA 675 - Carl Harrison Motorcycle Services			
IDEAL LAP TIME : 1:42.488		BEST LAP TIME : 1:43.369		DIFFERENCE : 0.881			
LAP	SECTOR 1	SECTOR 2	LAP TIME	MPH	DIFF	TIME OF DAY	
1 -	1:06.242	45.948	1:52.190 (3)	69.95	8.821	09:54:39.242	
2 -	59.918	48.015	1:47.933 (2)	72.71	4.564	09:56:27.175	
3 -	1:00.323	43.046	1:43.369 (1)	75.92		09:58:10.544	

P21 132 C		Mitchell GILBERT		Suzuki GSXR 600 - The Asap group			
IDEAL LAP TIME : 1:43.187		BEST LAP TIME : 1:45.018		DIFFERENCE : 1.831			
LAP	SECTOR 1	SECTOR 2	LAP TIME	MPH	DIFF	TIME OF DAY	
1 -	1:04.414	47.766	1:52.180 (3)	69.95	7.162	09:54:36.271	
2 -	1:02.517	46.211	1:48.728 (2)	72.18	3.710	09:56:24.999	
3 -	1:02.264	42.754	1:45.018 (1)	74.73		09:58:10.017	

Weather / Track : Cloudy / Dry

Cadwell Park
Circuit Length = 2.1800 miles
Start: 09:51 Flag 10:02 End: 10:02

BMCRC - MRO Championships 2021 - Rnd 3 @ Cadwell Park

Team Respro MRO 600 & BMCRC Rookie 600

QUALIFYING - SECTOR ANALYSIS



SECTOR 1 = FL to I1, SECTOR 2 = I1 to FL, DIFF = Difference To Personal Best Lap, P = Crossed Finish Line in Pit Lane, D = Time Disallowed

P22 43 C Daniel SALES		Yamaha R6 - Team Freddie, Ron & Frankie				
IDEAL LAP TIME : 1:44.244		BEST LAP TIME : 1:45.519		DIFFERENCE : 1.275		
LAP	SECTOR 1	SECTOR 2	LAP TIME	MPH	DIFF	TIME OF DAY
1 -	1:09.275	50.262	1:59.537 (3)	65.65	14.018	09:54:52.278
2 -	1:05.002	50.785	1:55.787 (2)	67.78	10.268	09:56:48.065
3 -	1:01.455	44.064	1:45.519 (1)	74.37		09:58:33.584

P23 35 600 Reuben WARD		Kawasaki 636 -				
IDEAL LAP TIME : 1:46.211		BEST LAP TIME : 1:46.532		DIFFERENCE : 0.321		
LAP	SECTOR 1	SECTOR 2	LAP TIME	MPH	DIFF	TIME OF DAY
1 -	1:03.752	45.212	1:48.964 (2)	72.02	2.432	09:55:06.438
2 -	1:01.290	45.242	1:46.532 (1)	73.66		09:56:52.970
3 -	1:07.160	44.921	1:52.081 (3)	70.02	5.549	09:58:45.051

P24 148 C Ashley SINCLAIR		Yamaha R6 -				
IDEAL LAP TIME : 1:43.814		BEST LAP TIME : 1:46.655		DIFFERENCE : 2.841		
LAP	SECTOR 1	SECTOR 2	LAP TIME	MPH	DIFF	TIME OF DAY
1 -	1:08.919	50.689	1:59.608 (3)	65.61	12.953	09:54:49.881
2 -	1:03.955	43.455	1:47.410 (2)	73.06	0.755	09:56:37.291
3 -	1:00.359	46.296	1:46.655 (1)	73.58		09:58:23.946

P25 165 600 Joshua HUMPHRIES		Yamaha R6 - GME Electrical racing				
IDEAL LAP TIME : 1:45.520		BEST LAP TIME : 1:46.945		DIFFERENCE : 1.425		
LAP	SECTOR 1	SECTOR 2	LAP TIME	MPH	DIFF	TIME OF DAY
1 -	1:08.139	50.131	1:58.270 (3)	66.35	11.325	09:54:52.861
2 -	1:05.511	50.096	1:55.607 (2)	67.88	8.662	09:56:48.468
3 -	1:02.393	44.552	1:46.945 (1)	73.38		09:58:35.413

P26 17 Toby SHANN		Triumph 675 -				
IDEAL LAP TIME : 1:42.061		BEST LAP TIME : 1:47.363		DIFFERENCE : 5.302		
LAP	SECTOR 1	SECTOR 2	LAP TIME	MPH	DIFF	TIME OF DAY
1 -	1:07.681	48.598	1:56.279 (3)	67.49	8.916	09:55:07.077
2 -	1:00.144	48.243	1:48.387 (2)	72.40	1.024	09:56:55.464
3 -	1:03.422	43.941	1:47.363 (1)	73.09		09:58:42.827

P27 51 600 Ross CLARKE		Kawasaki ZX6R - Ross Clarke Farriery				
IDEAL LAP TIME : 1:48.507		BEST LAP TIME : 1:48.507		DIFFERENCE : 0.000		
LAP	SECTOR 1	SECTOR 2	LAP TIME	MPH	DIFF	TIME OF DAY
1 -	1:12.456	49.296	2:01.752 (3)	64.45	13.245	09:54:45.530
2 -	1:05.858	45.339	1:51.197 (2)	70.57	2.690	09:56:36.727
3 -	1:03.726	44.781	1:48.507 (1)	72.32		09:58:25.234

P28 331 Tim BURROWS		Yamaha R6 -				
IDEAL LAP TIME : 1:46.307		BEST LAP TIME : 1:48.920		DIFFERENCE : 2.613		
LAP	SECTOR 1	SECTOR 2	LAP TIME	MPH	DIFF	TIME OF DAY
1 -	1:07.478	47.838	1:55.316 (3)	68.05	6.396	09:54:44.999
2 -	1:03.559	45.361	1:48.920 (1)	72.05		09:56:33.919
3 -	1:03.380	46.462	1:49.842 (2)	71.44	0.922	09:58:23.761

P29 150 Paul DRINKWATER		Suzuki GSXR 600 -				
IDEAL LAP TIME : 1:49.591		BEST LAP TIME : 1:49.591		DIFFERENCE : 0.000		
LAP	SECTOR 1	SECTOR 2	LAP TIME	MPH	DIFF	TIME OF DAY
1 -	1:08.693	48.741	1:57.434 (3)	66.82	7.843	09:55:06.947
2 -	1:03.510	46.081	1:49.591 (1)	71.61		09:56:56.538
3 -	1:09.261	47.977	1:57.238 (2)	66.94	7.647	09:58:53.776

Weather / Track : Cloudy / Dry

Cadwell Park
Circuit Length = 2.1800 miles
Start: 09:51 Flag 10:02 End: 10:02

BMCRC - MRO Championships 2021 - Rnd 3 @ Cadwell Park

Team Respro MRO 600 & BMCRC Rookie 600

QUALIFYING - SECTOR ANALYSIS



SECTOR 1 = FL to I1, SECTOR 2 = I1 to FL, DIFF = Difference To Personal Best Lap, P = Crossed Finish Line in Pit Lane, D = Time Disallowed

P30 30 600 Adam GATHERCOLE		Triumph DAYTONA 675 - Ride In Bike Tyres				
IDEAL LAP TIME : 1:49.627		BEST LAP TIME : 1:49.873		DIFFERENCE : 0.246		
LAP	SECTOR 1	SECTOR 2	LAP TIME	MPH	DIFF	TIME OF DAY
1 -	1:03.462	46.411	1:49.873 (1)	71.42		09:54:55.937
2 -	1:10.215	49.617	1:59.832 (3)	65.49	9.959	09:56:55.769
3 -	1:09.226	46.451	1:55.677 (2)	67.84	5.804	09:58:51.446

P31 179 600 Thomas GARNER		Yamaha R6 -				
IDEAL LAP TIME : 1:49.128		BEST LAP TIME : 1:50.539		DIFFERENCE : 1.411		
LAP	SECTOR 1	SECTOR 2	LAP TIME	MPH	DIFF	TIME OF DAY
1 -	1:14.265	49.395	2:03.660 (3)	63.46	13.121	09:54:32.131
2 -	1:06.580	48.254	1:54.834 (2)	68.34	4.295	09:56:26.965
3 -	1:04.522	46.017	1:50.539 (1)	70.99		09:58:17.504

P32 117 C Benjamin STONARD		Yamaha R6 -				
IDEAL LAP TIME : 1:50.584		BEST LAP TIME : 1:50.584		DIFFERENCE : 0.000		
LAP	SECTOR 1	SECTOR 2	LAP TIME	MPH	DIFF	TIME OF DAY
1 -	1:08.297	48.030	1:56.327 (3)	67.46	5.743	09:54:23.282
2 -	1:05.424	47.506	1:52.930 (2)	69.49	2.346	09:56:16.212
3 -	1:03.205	47.379	1:50.584 (1)	70.96		09:58:06.796

P33 207 600 Harry STIMSON		Yamaha R6 -				
IDEAL LAP TIME : 1:50.713		BEST LAP TIME : 1:50.713		DIFFERENCE : 0.000		
LAP	SECTOR 1	SECTOR 2	LAP TIME	MPH	DIFF	TIME OF DAY
1 -	1:07.802	48.478	1:56.280 (2)	67.49	5.567	09:54:22.168
2 -	1:03.821	46.892	1:50.713 (1)	70.88		09:56:12.881

P34 624 C Matthew FEDRICK		Yamaha R6 - Matthew Fedrick farriers ltd/ Palmer Race Skool				
IDEAL LAP TIME : 1:50.812		BEST LAP TIME : 1:50.812		DIFFERENCE : 0.000		
LAP	SECTOR 1	SECTOR 2	LAP TIME	MPH	DIFF	TIME OF DAY
1 -	1:03.923	46.889	1:50.812 (1)	70.82		09:54:55.001
2 -	1:09.125	48.239	1:57.364 (2)	66.86	6.552	09:56:52.365
3 -	1:13.073	48.668	2:01.741 (3)	64.46	10.929	09:58:54.106

P35 22 600 Matt GATHERCOLE		Kawasaki ZX6R - Ride In Bike Tyres				
IDEAL LAP TIME : 1:47.882		BEST LAP TIME : 1:50.836		DIFFERENCE : 2.954		
LAP	SECTOR 1	SECTOR 2	LAP TIME	MPH	DIFF	TIME OF DAY
1 -	1:04.282	46.554	1:50.836 (1)	70.80		09:54:55.191
2 -	1:08.242	47.951	1:56.193 (3)	67.54	5.357	09:56:51.384
3 -	1:07.386	45.123	1:52.509 (2)	69.75	1.673	09:58:43.893

P36 501 600 Ashley COID		Kawasaki ZX636R -				
IDEAL LAP TIME : 1:50.885		BEST LAP TIME : 1:50.971		DIFFERENCE : 0.086		
LAP	SECTOR 1	SECTOR 2	LAP TIME	MPH	DIFF	TIME OF DAY
1 -	1:11.416	49.273	2:00.689 (3)	65.02	9.718	09:54:39.607
2 -	1:04.855	46.116	1:50.971 (1)	70.72		09:56:30.578
3 -	1:04.769	48.384	1:53.153 (2)	69.35	2.182	09:58:23.731

P37 191 Daniel GOOD		Kawasaki ZX6R - Quality Fast Facades and Joblings of Whitley I				
IDEAL LAP TIME : 1:47.401		BEST LAP TIME : 1:52.310		DIFFERENCE : 4.909		
LAP	SECTOR 1	SECTOR 2	LAP TIME	MPH	DIFF	TIME OF DAY
1 -	1:05.486	46.824	1:52.310 (1)	69.87		09:54:54.322
2 -	1:07.816	48.671	1:56.487 (3)	67.37	4.177	09:56:50.809
3 -	1:07.369	45.400	1:52.769 (2)	69.59	0.459	09:58:43.578

Weather / Track : Cloudy / Dry

Cadwell Park
Circuit Length = 2.1800 miles
Start: 09:51 Flag 10:02 End: 10:02

BMCRC - MRO Championships 2021 - Rnd 3 @ Cadwell Park

Team Respro MRO 600 & BMCRC Rookie 600

QUALIFYING - SECTOR ANALYSIS



SECTOR 1 = FL to I1, SECTOR 2 = I1 to FL, DIFF = Difference To Personal Best Lap, P = Crossed Finish Line in Pit Lane, D = Time Disallowed

P38 213		Jack PETRIE		Kawasaki ZX6 - AM Tiling			
IDEAL LAP TIME : 1:49.301		BEST LAP TIME : 1:53.854		DIFFERENCE : 4.553			
LAP	SECTOR 1	SECTOR 2	LAP TIME	MPH	DIFF	TIME OF DAY	
1 -	1:10.705	50.082	2:00.787 (3)	64.97	6.933	09:54:50.221	
2 -	1:07.793	51.247	1:59.040 (2)	65.92	5.186	09:56:49.261	
3 -	1:08.597	45.257	1:53.854 (1)	68.93		09:58:43.115	

P39 155 600		Eliot SMITH		Honda CBR600RR - Pro-Moto Europe Ltd			
IDEAL LAP TIME : 1:53.410		BEST LAP TIME : 1:54.133		DIFFERENCE : 0.723			
LAP	SECTOR 1	SECTOR 2	LAP TIME	MPH	DIFF	TIME OF DAY	
1 -	1:10.008	48.869	1:58.877 (3)	66.01	4.744	09:54:35.132	
2 -	1:06.467	47.666	1:54.133 (1)	68.76		09:56:29.265	
3 -	1:05.744	48.639	1:54.383 (2)	68.61	0.250	09:58:23.648	

P40 85 600		David HATTERSLEY		Triumph 675 -			
IDEAL LAP TIME : 1:55.896		BEST LAP TIME : 1:55.896		DIFFERENCE : 0.000			
LAP	SECTOR 1	SECTOR 2	LAP TIME	MPH	DIFF	TIME OF DAY	
1 -	1:13.824	49.497	2:03.321 (3)	63.63	7.425	09:54:30.646	
2 -	1:07.556	49.114	1:56.670 (2)	67.26	0.774	09:56:27.316	
3 -	1:07.333	48.563	1:55.896 (1)	67.71		09:58:23.212	

P41 70		Sean HALL		Yamaha R6 - S and y ceramics			
IDEAL LAP TIME : 1:56.493		BEST LAP TIME : 1:56.644		DIFFERENCE : 0.151			
LAP	SECTOR 1	SECTOR 2	LAP TIME	MPH	DIFF	TIME OF DAY	
1 -	1:12.317	50.854	2:03.171 (3)	63.71	6.527	09:55:12.357	
2 -	1:07.738	48.906	1:56.644 (1)	67.28		09:57:09.001	
3 -	1:08.050	48.755	1:56.805 (2)	67.18	0.161	09:59:05.806	

P42 62 600		Oliver NUNN		Yamaha R6 - IT UK & STVL			
IDEAL LAP TIME : 1:57.272		BEST LAP TIME : 1:57.272		DIFFERENCE : 0.000			
LAP	SECTOR 1	SECTOR 2	LAP TIME	MPH	DIFF	TIME OF DAY	
1 -	1:11.393	49.787	2:01.180 (2)	64.76	3.908	09:54:44.199	
2 -	1:12.580	52.225	2:04.805 (3)	62.88	7.533	09:56:49.004	
3 -	1:08.790	48.482	1:57.272 (1)	66.92		09:58:46.276	

P43 228 600		Paul McFADDEN		Kawasaki ZX636 - T.McFadden Plant Ltd			
IDEAL LAP TIME : 1:56.553		BEST LAP TIME : 1:57.309		DIFFERENCE : 0.756			
LAP	SECTOR 1	SECTOR 2	LAP TIME	MPH	DIFF	TIME OF DAY	
1 -	1:09.791	50.939	2:00.730 (3)	65.00	3.421	09:54:53.397	
2 -	1:09.448	47.861	1:57.309 (1)	66.90		09:56:50.706	
3 -	1:13.139	47.546	2:00.685 (2)	65.02	3.376	09:58:51.391	

P44 8 C		Dave SAUNDERS		Honda CBR600 - ETR Building & Civil Engineering Ltd			
IDEAL LAP TIME : 1:57.057		BEST LAP TIME : 1:57.892		DIFFERENCE : 0.835			
LAP	SECTOR 1	SECTOR 2	LAP TIME	MPH	DIFF	TIME OF DAY	
1 -	1:08.989	49.790	1:58.779 (2)	66.07	0.887	09:54:53.701	
2 -	1:11.063	51.032	2:02.095 (3)	64.27	4.203	09:56:55.796	
3 -	1:09.824	48.068	1:57.892 (1)	66.56		09:58:53.688	

P45 28 600		Craig BICKNELL		Yamaha R6 - On Point Security LTD			
IDEAL LAP TIME : 1:57.303		BEST LAP TIME : 1:57.990		DIFFERENCE : 0.687			
LAP	SECTOR 1	SECTOR 2	LAP TIME	MPH	DIFF	TIME OF DAY	
1 -	1:09.805	51.886	2:01.691 (3)	64.49	3.701	09:54:49.910	
2 -	1:08.431	51.832	2:00.263 (2)	65.25	2.273	09:56:50.173	
3 -	1:08.982	49.008	1:57.990 (1)	66.51		09:58:48.163	

Weather / Track : Cloudy / Dry

Cadwell Park
Circuit Length = 2.1800 miles
Start: 09:51 Flag 10:02 End: 10:02

BMCRC - MRO Championships 2021 - Rnd 3 @ Cadwell Park

Team Respro MRO 600 & BMCRC Rookie 600

QUALIFYING - SECTOR ANALYSIS



SECTOR 1 = FL to I1, SECTOR 2 = I1 to FL, DIFF = Difference To Personal Best Lap, P = Crossed Finish Line in Pit Lane, D = Time Disallowed

P46 144		Nick CRONIN		Yamaha R6 -			
IDEAL LAP TIME : 1:53.941		BEST LAP TIME : 1:58.012		DIFFERENCE : 4.071			
LAP	SECTOR 1	SECTOR 2	LAP TIME	MPH	DIFF	TIME OF DAY	
1 -	1:10.592	50.369	2:00.961 (3)	64.88	2.949	09:54:52.071	
2 -	1:06.819	51.480	1:58.299 (2)	66.34	0.287	09:56:50.370	
3 -	1:10.890	47.122	1:58.012 (1)	66.50		09:58:48.382	

P47 19		Michael REGAN		Honda CBR600RR - North weald motorcycles			
IDEAL LAP TIME :		BEST LAP TIME : 2:00.120		DIFFERENCE :			
LAP	SECTOR 1	SECTOR 2	LAP TIME	MPH	DIFF	TIME OF DAY	
1 -			2:00.120 (1)	65.33		09:56:52.196	
2 -			2:01.335 (2)	64.68	1.214	09:58:53.531	

P48 42 600		Kai EVANS		Suzuki GSXR 600 - CBS Ltd Construction and Engineering			
IDEAL LAP TIME : 2:03.710		BEST LAP TIME : 2:04.632		DIFFERENCE : 0.922			
LAP	SECTOR 1	SECTOR 2	LAP TIME	MPH	DIFF	TIME OF DAY	
1 -	1:13.829	51.953	2:05.782 (3)	62.39	1.150	09:54:43.936	
2 -	1:12.559	52.134	2:04.693 (2)	62.93	0.061	09:56:48.629	
3 -	1:13.481	51.151	2:04.632 (1)	62.96		09:58:53.261	

P49 41 600		Daniel NURRISH		Yamaha R6 - Dcn Autobody			
IDEAL LAP TIME : 2:04.381		BEST LAP TIME : 2:04.932		DIFFERENCE : 0.551			
LAP	SECTOR 1	SECTOR 2	LAP TIME	MPH	DIFF	TIME OF DAY	
1 -	1:18.544	52.403	2:10.947 (3)	59.93	6.015	09:54:49.531	
2 -	1:14.070	52.017	2:06.087 (2)	62.24	1.155	09:56:55.618	
3 -	1:12.364	52.568	2:04.932 (1)	62.81		09:59:00.550	

P50 63 600		Robert BUSH		Suzuki GSXR 600 - Legacy Racing			
IDEAL LAP TIME : 2:06.129		BEST LAP TIME : 2:06.129		DIFFERENCE : 0.000			
LAP	SECTOR 1	SECTOR 2	LAP TIME	MPH	DIFF	TIME OF DAY	
1 -	1:19.990	55.212	2:15.202 (3)	58.04	9.073	09:54:41.663	
2 -	1:13.980	52.149	2:06.129 (1)	62.22		09:56:47.792	
3 -	1:19.565	53.483	2:13.048 (2)	58.98	6.919	09:59:00.840	

Weather / Track : Cloudy / Dry

Cadwell Park
Circuit Length = 2.1800 miles
Start: 09:51 Flag 10:02 End: 10:02

BMCRC - MRO Championships 2021 - Rnd 3 @ Cadwell Park

Team Respro MRO 600 & BMCRC Rookie 600

QUALIFYING - BEST SECTORS

SECTOR 1			SECTOR 2			IDEAL / BEST COMPARISON						
POS	NO	NAME	TIME	NO	NAME	TIME	POS	NO	NAME	IDEAL	BEST	DIFF
									PERFECT LAP	1:37.436		
1	321	MORRIS	56.710	321	MORRIS	40.726	1	321	MORRIS	1:37.436	1:37.436	0.000
2	9	WALSH	56.780	9	WALSH	40.763	2	9	WALSH	1:37.543	1:37.564	0.021
3	818	BARKER	56.898	134	GILBERT	40.837	3	134	GILBERT	1:37.838	1:37.838	0.000
4	7	BENSTED	56.972	136	WARD	41.453	4	7	BENSTED	1:38.464	1:38.464	0.000
5	134	GILBERT	57.001	7	BENSTED	41.492	5	818	BARKER	1:38.948	1:39.284	0.336
6	169	CUNNINGHAM	57.264	188	KRAWIECKI	41.912	6	136	WARD	1:39.413	1:39.413	0.000
7	188	KRAWIECKI	57.569	3	LAMBDEN	42.027	7	188	KRAWIECKI	1:39.481	1:39.481	0.000
8	2	GILL	57.748	818	BARKER	42.050	8	169	CUNNINGHAM	1:39.774	1:39.888	0.114
9	3	LAMBDEN	57.807	2	GILL	42.300	9	3	LAMBDEN	1:39.834	1:41.793	1.959
10	136	WARD	57.960	63	MACE	42.389	10	2	GILL	1:40.048	1:40.048	0.000
11	17	SHANN	58.120	13	EDMONDSON	42.399	11	13	EDMONDSON	1:40.557	1:40.557	0.000
12	13	EDMONDSON	58.158	95	ROBERTSON	42.446	12	37	LATHAM	1:40.880	1:40.880	0.000
13	37	LATHAM	58.220	169	CUNNINGHAM	42.510	13	95	ROBERTSON	1:41.116	1:41.116	0.000
14	100	HOWTON	58.618	37	LATHAM	42.660	14	63	MACE	1:41.148	1:42.491	1.343
15	95	ROBERTSON	58.670	132	GILBERT	42.754	15	100	HOWTON	1:41.500	1:41.500	0.000
16	63	MACE	58.759	100	HOWTON	42.882	16	17	SHANN	1:42.061	1:47.363	5.302
17	212	PALLET	59.167	175	MARLEY	42.917	17	175	MARLEY	1:42.213	1:43.321	1.108
18	175	MARLEY	59.296	111	FOLKES	43.046	18	212	PALLET	1:42.372	1:42.578	0.206
19	111	FOLKES	59.442	200	BURNHAM	43.074	19	111	FOLKES	1:42.488	1:43.369	0.881
20	52	FORBES-COWDRY	59.592	212	PALLET	43.205	20	200	BURNHAM	1:42.669	1:43.160	0.491
21	200	BURNHAM	59.595	52	FORBES-COWDRY	43.305	21	52	FORBES-COWDRY	1:42.897	1:42.897	0.000
22	43	SALES	1:00.180	148	SINCLAIR	43.455	22	132	GILBERT	1:43.187	1:45.018	1.831
23	148	SINCLAIR	1:00.359	17	SHANN	43.941	23	148	SINCLAIR	1:43.814	1:46.655	2.841
24	132	GILBERT	1:00.433	43	SALES	44.064	24	43	SALES	1:44.244	1:45.519	1.275
25	331	BURROWS	1:00.946	165	HUMPHRIES	44.552	25	165	HUMPHRIES	1:45.520	1:46.945	1.425
26	165	HUMPHRIES	1:00.968	51	CLARKE	44.781	26	35	WARD	1:46.211	1:46.532	0.321
27	35	WARD	1:01.290	35	WARD	44.921	27	331	BURROWS	1:46.307	1:48.920	2.613
28	191	GOOD	1:02.001	22	GATHERCOLE	45.123	28	191	GOOD	1:47.401	1:52.310	4.909
29	22	GATHERCOLE	1:02.759	213	PETRIE	45.257	29	22	GATHERCOLE	1:47.882	1:50.836	2.954
30	179	GARNER	1:03.111	331	BURROWS	45.361	30	51	CLARKE	1:48.507	1:48.507	0.000
31	117	STONARD	1:03.205	191	GOOD	45.400	31	179	GARNER	1:49.128	1:50.539	1.411
32	30	GATHERCOLE	1:03.216	179	GARNER	46.017	32	213	PETRIE	1:49.301	1:53.854	4.553
33	150	DRINKWATER	1:03.510	150	DRINKWATER	46.081	33	150	DRINKWATER	1:49.591	1:49.591	0.000
34	51	CLARKE	1:03.726	501	COID	46.116	34	30	GATHERCOLE	1:49.627	1:49.873	0.246
35	207	STIMSON	1:03.821	30	GATHERCOLE	46.411	35	117	STONARD	1:50.584	1:50.584	0.000
36	624	FEDRICK	1:03.923	624	FEDRICK	46.889	36	207	STIMSON	1:50.713	1:50.713	0.000
37	213	PETRIE	1:04.044	207	STIMSON	46.892	37	624	FEDRICK	1:50.812	1:50.812	0.000
38	501	COID	1:04.769	144	CRONIN	47.122	38	501	COID	1:50.885	1:50.971	0.086
39	155	SMITH	1:05.744	117	STONARD	47.379	39	155	SMITH	1:53.410	1:54.133	0.723
40	144	CRONIN	1:06.819	228	McFADDEN	47.546	40	144	CRONIN	1:53.941	1:58.012	4.071
41	85	HATTERSLEY	1:07.333	155	SMITH	47.666	41	85	HATTERSLEY	1:55.896	1:55.896	0.000
42	70	HALL	1:07.738	8	SAUNDERS	48.068	42	70	HALL	1:56.493	1:56.644	0.151
43	28	BICKNELL	1:08.295	62	NUNN	48.482	43	228	McFADDEN	1:56.553	1:57.309	0.756
44	62	NUNN	1:08.790	85	HATTERSLEY	48.563	44	8	SAUNDERS	1:57.057	1:57.892	0.835
45	8	SAUNDERS	1:08.989	70	HALL	48.755	45	62	NUNN	1:57.272	1:57.272	0.000
46	228	McFADDEN	1:09.007	28	BICKNELL	49.008	46	28	BICKNELL	1:57.303	1:57.990	0.687
47	41	NURRISH	1:12.364	42	EVANS	51.151	47	42	EVANS	2:03.710	2:04.632	0.922
48	42	EVANS	1:12.559	41	NURRISH	52.017	48	41	NURRISH	2:04.381	2:04.932	0.551
49	63	BUSH	1:13.980	63	BUSH	52.149	49	63	BUSH	2:06.129	2:06.129	0.000
50							50	19	REGAN		2:00.120	

Weather / Track : Cloudy / Dry

Cadwell Park

Circuit Length = 2.1800 miles

Start: 09:51 Flag 10:02 End: 10:02

Results can be found at www.tsl-timing.com

Printed - 10:13 Saturday, 26 June 2021

BMCRC - MRO Championships 2021 - Rnd 3 @ Cadwell Park

Team Respro MRO 600 & BMCRC Rookie 600

QUALIFYING - STATISTICS

Competitors Started	50
Planned Start	2021-06-26 @ 09:51:00.000
Actual Start	2021-06-26 @ 09:51:40.459
Finish Time	2021-06-26 @ 10:02:36.373
Track Length	2.1800mi.
Total Laps	163
Total Distance Covered	355.3430mi.

Session Fastest Lap History

NO	CL	NAME	LAP TIME	TIME OF DAY	LAP	VEHICLE
188		Dawid KRAWIECKI	1:43.842	09:54:00.118	1	Yamaha R6
188		Dawid KRAWIECKI	1:41.045	09:55:41.163	2	Yamaha R6
7	C	Thomas BENSTED	1:39.960	09:55:59.828	2	Triumph DAYTONA 675R
188		Dawid KRAWIECKI	1:39.481	09:57:20.644	3	Yamaha R6
9		Glenn WALSH	1:37.564	09:57:29.060	3	Yamaha R6
321		Martin MORRIS	1:37.436	09:59:10.425	4	Kawasaki ZX6R

Flag History

TYPE	TIME OF DAY
GREEN	09:51:40.459
RED	09:59:37.815
FINISH	10:02:36.373

Flag Statistics

TYPE	COUNT	TOTAL LAPS	TOTAL TIME
Green	1	4	7:57.356
Red	1	0	2:58.557
Safety Car	0	0	0.000
FCY	0	0	0.000

BMCRC - MRO Championships 2021 - Rnd 3 @ Cadwell Park

Team Respro MRO 600 & BMCRC Rookie 600

QUALIFYING - STATISTICS

CLASS :

20 Starters

Fastest Lap History

NO	NAME	LAP TIME	TIME OF DAY	LAP	VEHICLE
188	Dawid KRAWIECKI	1:43.842	09:54:00.118	1	Yamaha R6
188	Dawid KRAWIECKI	1:41.045	09:55:41.163	2	Yamaha R6
188	Dawid KRAWIECKI	1:39.481	09:57:20.644	3	Yamaha R6
9	Glenn WALSH	1:37.564	09:57:29.060	3	Yamaha R6
321	Martin MORRIS	1:37.436	09:59:10.425	4	Kawasaki ZX6R

Weather / Track : Cloudy / Dry

Results can be found at www.tsl-timing.com

Page 2 of 4

Cadwell Park
Circuit Length = 2.1800 miles
Start: 09:51 Flag 10:02 End: 10:02

Printed - 10:07 Saturday, 26 June 2021

BMCRC - MRO Championships 2021 - Rnd 3 @ Cadwell Park

Team Respro MRO 600 & BMCRC Rookie 600

QUALIFYING - STATISTICS

CLASS : C

13 Starters

Fastest Lap History

NO	NAME	LAP TIME	TIME OF DAY	LAP	VEHICLE
100	Craig HOWTON	1:50.303	09:54:10.689	1	Kawasaki ZX6R
37	Alexander LATHAM	1:48.809	09:54:11.382	1	Triumph DAYTONA
7	Thomas BENSTED	1:48.476	09:54:19.868	1	Triumph DAYTONA 675R
169	Gareth CUNNINGHAM	1:46.889	09:54:30.452	1	Yamaha R6
100	Craig HOWTON	1:43.926	09:55:54.616	2	Kawasaki ZX6R
7	Thomas BENSTED	1:39.960	09:55:59.828	2	Triumph DAYTONA 675R
818	Alex BARKER	1:39.500	09:57:44.490	3	Yamaha R6
7	Thomas BENSTED	1:38.464	09:59:20.954	4	Triumph DAYTONA 675R

Weather / Track : Cloudy / Dry

Cadwell Park
Circuit Length = 2.1800 miles
Start: 09:51 Flag 10:02 End: 10:02

BMCRC - MRO Championships 2021 - Rnd 3 @ Cadwell Park

Team Respro MRO 600 & BMCRC Rookie 600

QUALIFYING - STATISTICS

CLASS : 600

18 Starters

Fastest Lap History

NO	NAME	LAP TIME	TIME OF DAY	LAP	VEHICLE
207	Harry STIMSON	1:56.280	09:54:22.195	1	Yamaha R6
212	Matt PALLETT	1:50.473	09:54:24.446	1	Kawasaki ZX6R
30	Adam GATHERCOLE	1:49.873	09:54:55.960	1	Triumph DAYTONA 675
35	Reuben WARD	1:48.964	09:55:06.464	1	Kawasaki 636
212	Matt PALLETT	1:44.553	09:56:08.998	2	Kawasaki ZX6R
212	Matt PALLETT	1:42.578	09:57:51.577	3	Kawasaki ZX6R

BMCRC - MRO Championships 2021 - Rnd 3 @ Cadwell Park

BMCRC Rookie 600 & Rookie 1000

RACE 10 - GRID (7 Laps)



CONTRACTORS LTD

ROW 14	40	80	Stephen LANE											
ROW 13	37	42	Kai EVANS	38	41	Daniel NURRISH	39	63	Robert BUSH					
ROW 12		34	62	Oliver NUNN	35	228	Paul McFADDEN	36	28	Craig BICKNELL				
ROW 11	31	501	Ashley COID	32	155	Eliot SMITH	33	85	David HATTERSLEY					
ROW 10		28	179	Thomas GARNER	29	207	Harry STIMSON	30	22	Matt GATHERCOLE				
ROW 9	25	165	Joshua HUMPHRIES	26	51	Ross CLARKE	27	30	Adam GATHERCOLE					
ROW 8		22	212	Matt PALLETT	23	200	Dan BURNHAM	24	35	Reuben WARD				
ROW 7	19			20			21							
ROW 6			1:55.021	16	111	Evan FINLAYSON-GREEN	17	888	Paul FAGG	1:56.343	18	508	Daniel McFADDEN	
ROW 5		1:50.954	13	999	Jack DWYER	1:51.308	14	180	Mark OVEL	1:52.104	15	82	Paul MORRIS	
ROW 4			1:45.611	10	32	Louis FINLAYSON-GREEN	1:47.213	11	107	Dave WILLIAMSON	1:49.084	12	147	Mark SKEVINGTON
ROW 3		1:44.691	7	110	Michael CLARKE	1:45.102	8	66	Jonny HILL	1:45.481	9	201	Scott WEST	
ROW 2			1:42.258	4	19	Lee GRANT	1:42.315	5	53	Seamus McGLYNN	1:43.855	6	86	Frederico LOPES
ROW 1		1:39.891	1	100	Antony HUNTER	1:40.432	2	344	Andrew WILLIAMS	1:41.250	3	91	Thomas HARRISON	
					Pole									

Cadwell Park

Circuit Length = 2.1800 miles

These results are provisional until the conclusion of any judicial and technical matters.

Clerk Of Course :	Stewards :	Timekeeper : Sarah Evans
-------------------	------------	--------------------------

Results can be found at www.tsl-timing.com

Printed - 10:55 Saturday, 26 June 2021



BMCRC - MRO Championships 2021 - Rnd 3 @ Cadwell Park

Thunderbike Extreme & Ultra & Rookie 1000

QUALIFYING - CLASSIFICATION



POS	NO	CL	PIC NAME	ENTRY	TIME	ON	LAPS	GAP	DIFF	MPH	
1	11	U	1	Josh HARVEY	Yamaha R1 - NR Racing	1:38.473	2	6		79.69	
2	5	U	2	Stacey KILLWORTH	Suzuki GSXR 1000 - Greenplant/Everns	1:39.870	6	8	1.397	1.397	78.58
3	100	1000	1	Antony HUNTER	Kawasaki ZX10 - Uncletoms motoring centre	1:39.891	5	7	1.418	0.021	78.56
4	961	E	1	Jack SIM	Yamaha R6 - Platform Lift Engineers Ltd	1:40.071	6	8	1.598	0.180	78.42
5	344	1000	2	Andrew WILLIAMS	Kawasaki ZX10R - Standard signs	1:40.432	6	8	1.959	0.361	78.14
6	258	U	3	Ande FRIEND	Kawasaki ZX10R - Flying colours Motorcycle Training	1:40.555	5	6	2.082	0.123	78.04
7	41	U	4	David ABRAHAM	Yamaha R1 - Cambridge Motorcycles	1:40.814	7	7	2.341	0.259	77.84
8	29	U	5	Cecil DINSMORE	Suzuki GSXR 1000 - KnC Motorsport	1:41.090	5	5	2.617	0.276	77.63
9	91	1000	3	Thomas HARRISON	Suzuki GSXR 1000 - RAW K9 NUTRITION	1:41.250	7	8	2.777	0.160	77.51
10	165	U	6	Richard BUTT	Suzuki GSXR1000 -	1:41.463	5	8	2.990	0.213	77.34
11	19	1000	4	Lee GRANT	Yamaha R1M - Grant carpentry and construction ltd	1:42.258	7	7	3.785	0.795	76.74
12	53	1000	5	Seamus McGLYNN	Yamaha R1 -	1:42.315	4	6	3.842	0.057	76.70
13	63	U	7	Matthew WREN	Suzuki GSXR - TBR performance	1:43.164	5	6	4.691	0.849	76.07
14	138	E	2	James REVELEY	Yamaha R6 - PCN Racing	1:43.451	7	7	4.978	0.287	75.86
15	77	E	3	David MAY	Suzuki GSXR 750 K1 - ELP Racing	1:43.500	7	7	5.027	0.049	75.82
16	78	U	8	Jamie THOMAS	Suzuki GSXR 1000 - Team RubyRacing	1:43.729	7	7	5.256	0.229	75.65
17	86	1000	6	Frederico LOPES	Kawasaki ZX10R - FLR Procurement Ltd	1:43.855	7	7	5.382	0.126	75.56
18	129	E	4	Derek CRIPPS	Yamaha R1 - Kelly Cripps - Team FBR	1:44.071	4	6	5.598	0.216	75.41
19	17	U	9	Jordan KILLWORTH	Kawasaki ZX-10R -	1:44.210	6	8	5.737	0.139	75.31
20	110	1000	7	Michael CLARKE	Yamaha R1 - BIKEBASE.ltd	1:44.691	6	6	6.218	0.481	74.96
21	102	U	10	James FEARN	Suzuki GSXR1000 - Jwf tiling, palmer race skool, the f	1:44.951	5	6	6.478	0.260	74.77
22	66	1000	8	Jonny HILL	Honda CBR1000 RR - Michael J Lonsdale Group	1:45.102	6	7	6.629	0.151	74.67
23	201	U	11	Scott WEST	Suzuki GSXR1000 -	1:45.481	6	7	7.008	0.379	74.40
24	90	U	12	Edward WATSON	Suzuki GSXR 1000 - TEA Time Racing	1:45.604	5	6	7.131	0.123	74.31
25	32	1000	10	Louis FINLAYSON-GREEN	Honda CBR1000RR - Revs of Horsham	1:45.611	4	6	7.138	0.007	74.31
26	75	E	5	Stewart MAY	Honda CBR600F3 - Moths in the wallet	1:45.860	3	4	7.387	0.249	74.13
27	107	1000	11	Dave WILLIAMSON	Kawasaki ZX10R - DWM Racing	1:47.213	6	7	8.740	1.353	73.20
28	213	E	6	Jack PETRIE	Yamaha YZF750 - AM Tiling	1:47.363	5	7	8.890	0.150	73.09
29	55	E	7	Nick HODGINS	Suzuki GSXR 750 - Dad, Claire, Super Sam, ASR, Caz	1:47.373	7	7	8.900	0.010	73.09
30	147	1000	12	Mark SKEVINGTON	Suzuki GSXR 1000 -	1:49.084	6	6	10.611	1.711	71.94
31	28	E	8	David SPENCER	Suzuki GSXR 600 -	1:49.283	6	6	10.810	0.199	71.81
32	20	U	13	Connor SWYER	Suzuki GSXR 1000 K6 - WSC Performace & Owkay cl	1:49.580	6	6	11.107	0.297	71.61
33	21	U	14	Danny BRENNAN	Yamaha R1 - Greenplantuk	1:49.978	5	7	11.505	0.398	71.36
34	999	E	9	Jack DWYER	Suzuki GSXR750 SRAD -	1:50.954	7	7	12.481	0.976	70.73
35	22	E	10	Matthew MAY	Honda CBR600FY - Late Breakers	1:51.241	6	6	12.768	0.287	70.55
36	180	1000	14	Mark OVEL	Yamaha R1 - I NEED A SPONSOR	1:51.308	5	7	12.835	0.067	70.50
37	82	1000	15	Paul MORRIS	Suzuki GSXR 1000 - Rpm Performance & Engineering	1:52.104	4	6	13.631	0.796	70.00
38	23	E	11	Claire BECKETT	Suzuki SV650 - P Sheils & Sons	1:52.153	7	7	13.680	0.049	69.97
39	111	1000	16	Evan FINLAYSON-GREEN	Honda CBR1000RR - Revs Of Horsham	1:55.021	6	6	16.548	2.868	68.23
40	103	E	12	Craig GOFFORD	Yamaha R1 4XV - Meala Racing Development	1:55.551	6	6	17.078	0.530	67.91
41	139	E	13	Rob MARLEY	Honda CBR600F3 - PearTree Racing	1:55.733	4	6	17.260	0.182	67.81
42	888	1000	17	Paul FAGG	Honda CBR 1000RR -	1:56.343	2	5	17.870	0.610	67.45
43	35	E	14	Stephen HARVEY	Yamaha YZF-R1 -	1:56.556	3	6	18.083	0.213	67.33
NS	6	E		Andrew FIRTH	Yamaha YZF-R1 - LTRmotorcycles.co.uk / Palmer Ra						
NS	14	E		Nick KILLWORTH	Aprillia RSV MILLE - Bk Evans racing						
NS	25	E		Kevin BURTON	Honda CBR600FX - k.racersshed						
NS	134	E		Donald GILBERT	Suzuki GSXR750 - S and N Tyres						
NS	508	1000		Daniel McFADDEN	Kawasaki ZX10RR - Danny McFadden Racing						

Cadwell Park
Circuit Length = 2.1800 miles
Start: 10:09 Flag 10:22 End: 10:24

Weather / Track : Cloudy / Dry

These results are provisional until the conclusion of any judicial and technical matters.

Clerk Of Course :	Stewards :	Timekeeper : Sarah Evans
-------------------	------------	--------------------------

Results can be found at www.tsl-timing.com

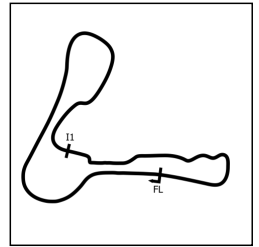
Printed - 10:26 Saturday, 26 June 2021



BMCRC - MRO Championships 2021 - Rnd 3 @ Cadwell Park

Thunderbike Extreme & Ultra & Rookie 1000

QUALIFYING - SECTOR ANALYSIS



SECTOR 1 = FL to I1, SECTOR 2 = I1 to FL, DIFF = Difference To Personal Best Lap, P = Crossed Finish Line in Pit Lane, D = Time Disallowed

P1		11 U		Josh HARVEY		Yamaha R1 - NR Racing	
IDEAL LAP TIME : 1:38.473		BEST LAP TIME : 1:38.473		DIFFERENCE : 0.000			
LAP	SECTOR 1	SECTOR 2	LAP TIME	MPH	DIFF	TIME OF DAY	
1 -	1:01.344	43.799	1:45.143 (3)	74.64	6.670	10:14:15.074	
2 -	57.016	41.457	1:38.473 (1)	79.69		10:15:53.547	
3 -	59.899	IN PIT	2:11.315 P	59.76	32.842	10:18:04.862	
4 -	OUTLAP	42.323	1:50.686	70.90	12.213	10:19:55.548	
5 -	57.869	41.514	1:39.383 (2)	78.96	0.910	10:21:34.931	
6 -	1:00.213	45.224	1:45.437	74.43	6.964	10:23:20.368	

P2		5 U		Stacey KILLWORTH		Suzuki GSXR 1000 - Greenplant/Everns	
IDEAL LAP TIME : 1:38.788		BEST LAP TIME : 1:39.870		DIFFERENCE : 1.082			
LAP	SECTOR 1	SECTOR 2	LAP TIME	MPH	DIFF	TIME OF DAY	
1 -	58.579	43.366	1:41.945	76.98	2.075	10:12:05.838	
2 -	59.940	45.366	1:45.306	74.52	5.436	10:13:51.144	
3 -	59.315	43.612	1:42.927	76.24	3.057	10:15:34.071	
4 -	57.604	42.317	1:39.921 (2)	78.54	0.051	10:17:13.992	
5 -	58.005	45.951	1:43.956	75.49	4.086	10:18:57.948	
6 -	56.876	42.994	1:39.870 (1)	78.58		10:20:37.818	
7 -	59.498	41.912	1:41.410	77.38	1.540	10:22:19.228	
8 -	57.682	43.137	1:40.819 (3)	77.84	0.949	10:24:00.047	

P3		100 1000		Antony HUNTER		Kawasaki ZX10 - Uncletoms motoring centre	
IDEAL LAP TIME : 1:38.547		BEST LAP TIME : 1:39.891		DIFFERENCE : 1.344			
LAP	SECTOR 1	SECTOR 2	LAP TIME	MPH	DIFF	TIME OF DAY	
1 -	1:01.987	45.303	1:47.290	73.14	7.399	10:11:52.127	
2 -	57.547	44.463	1:42.010 (2)	76.93	2.119	10:13:34.137	
3 -	1:00.073	48.316	1:48.389	72.40	8.498	10:15:22.526	
4 -	1:04.003	55.618	1:59.621	65.60	19.730	10:17:22.147	
5 -	57.126	42.765	1:39.891 (1)	78.56		10:19:02.038	
6 -	1:01.018	45.777	1:46.795 (3)	73.48	6.904	10:20:48.833	
7 -	55.782	51.046	1:46.828	73.46	6.937	10:22:35.661	

P4		961 E		Jack SIM		Yamaha R6 - Platform Lift Engineers Ltd	
IDEAL LAP TIME : 1:39.428		BEST LAP TIME : 1:40.071		DIFFERENCE : 0.643			
LAP	SECTOR 1	SECTOR 2	LAP TIME	MPH	DIFF	TIME OF DAY	
1 -	1:04.116	45.155	1:49.271	71.82	9.200	10:11:43.199	
2 -	1:00.346	44.231	1:44.577	75.04	4.506	10:13:27.776	
3 -	59.785	42.588	1:42.373	76.66	2.302	10:15:10.149	
4 -	58.235	42.110	1:40.345 (2)	78.21	0.274	10:16:50.494	
5 -	57.707	42.988	1:40.695	77.93	0.624	10:18:31.189	
6 -	57.783	42.288	1:40.071 (1)	78.42		10:20:11.260	
7 -	58.484	43.138	1:41.622	77.22	1.551	10:21:52.882	
8 -	58.881	41.721	1:40.602 (3)	78.01	0.531	10:23:33.484	

P5		344 1000		Andrew WILLIAMS		Kawasaki ZX10R - Standard signs	
IDEAL LAP TIME : 1:40.432		BEST LAP TIME : 1:40.432		DIFFERENCE : 0.000			
LAP	SECTOR 1	SECTOR 2	LAP TIME	MPH	DIFF	TIME OF DAY	
1 -	1:07.768	46.985	1:54.753	68.39	14.321	10:11:51.064	
2 -	1:00.203	44.620	1:44.823	74.86	4.391	10:13:35.887	
3 -	1:01.237	45.630	1:46.867	73.43	6.435	10:15:22.754	
4 -	59.151	43.928	1:43.079 (3)	76.13	2.647	10:17:05.833	
5 -	59.414	42.527	1:41.941 (2)	76.98	1.509	10:18:47.774	
6 -	57.909	42.523	1:40.432 (1)	78.14		10:20:28.206	
7 -	58.682	49.329	1:48.011	72.65	7.579	10:22:16.217	
8 -	59.827	43.863	1:43.690	75.68	3.258	10:23:59.907	

Weather / Track : Cloudy / Dry

Cadwell Park
Circuit Length = 2.1800 miles
Start: 10:09 Flag 10:22 End: 10:24

BMCRC - MRO Championships 2021 - Rnd 3 @ Cadwell Park

Thunderbike Extreme & Ultra & Rookie 1000

QUALIFYING - SECTOR ANALYSIS



SECTOR 1 = FL to I1, SECTOR 2 = I1 to FL, DIFF = Difference To Personal Best Lap, P = Crossed Finish Line in Pit Lane, D = Time Disallowed

P6 258 U		Ande FRIEND		Kawasaki ZX10R - Flying colours Motorcycle Training			
IDEAL LAP TIME : 1:39.834		BEST LAP TIME : 1:40.555		DIFFERENCE : 0.721			
LAP	SECTOR 1	SECTOR 2	LAP TIME	MPH	DIFF	TIME OF DAY	
1 -	1:03.757	46.806	1:50.563	70.98	10.008	10:13:52.298	
2 -	1:00.244	44.400	1:44.644	74.99	4.089	10:15:36.942	
3 -	58.810	43.990	1:42.800 (3)	76.34	2.245	10:17:19.742	
4 -	59.169	44.141	1:43.310	75.96	2.755	10:19:03.052	
5 -	58.371	42.184	1:40.555 (1)	78.04		10:20:43.607	
6 -	57.650	44.830	1:42.480 (2)	76.58	1.925	10:22:26.087	

P7 41 U		David ABRAHAM		Yamaha R1 - Cambridge Motorcycles			
IDEAL LAP TIME : 1:40.814		BEST LAP TIME : 1:40.814		DIFFERENCE : 0.000			
LAP	SECTOR 1	SECTOR 2	LAP TIME	MPH	DIFF	TIME OF DAY	
1 -	1:04.303	45.434	1:49.737	71.51	8.923	10:12:30.475	
2 -	1:01.197	44.864	1:46.061	73.99	5.247	10:14:16.536	
3 -	58.466	43.911	1:42.377 (2)	76.65	1.563	10:15:58.913	
4 -	59.380	45.435	1:44.815	74.87	4.001	10:17:43.728	
5 -	59.704	45.789	1:45.493	74.39	4.679	10:19:29.221	
6 -	59.849	43.181	1:43.030 (3)	76.17	2.216	10:21:12.251	
7 -	58.263	42.551	1:40.814 (1)	77.84		10:22:53.065	

P8 29 U		Cecil DINSMORE		Suzuki GSXR 1000 - KnC Motorsport			
IDEAL LAP TIME : 1:41.090		BEST LAP TIME : 1:41.090		DIFFERENCE : 0.000			
LAP	SECTOR 1	SECTOR 2	LAP TIME	MPH	DIFF	TIME OF DAY	
1 -	1:05.737	47.507	1:53.244	69.30	12.154	10:12:48.510	
2 -	1:03.225	46.261	1:49.486	71.68	8.396	10:14:37.996	
3 -	58.781	47.991	1:46.772 (3)	73.50	5.682	10:16:24.768	
4 -	58.798	46.000	1:44.798 (2)	74.88	3.708	10:18:09.566	
5 -	58.259	42.831	1:41.090 (1)	77.63		10:19:50.656	

P9 91 1000		Thomas HARRISON		Suzuki GSXR 1000 - RAW K9 NUTRITION			
IDEAL LAP TIME : 1:41.250		BEST LAP TIME : 1:41.250		DIFFERENCE : 0.000			
LAP	SECTOR 1	SECTOR 2	LAP TIME	MPH	DIFF	TIME OF DAY	
1 -	1:05.800	47.261	1:53.061	69.41	11.811	10:11:53.237	
2 -	1:00.350	44.379	1:44.729	74.93	3.479	10:13:37.966	
3 -	1:01.175	46.794	1:47.969	72.68	6.719	10:15:25.935	
4 -	59.240	43.218	1:42.458 (2)	76.59	1.208	10:17:08.393	
5 -	1:00.611	44.290	1:44.901	74.81	3.651	10:18:53.294	
6 -	59.514	44.797	1:44.311	75.23	3.061	10:20:37.605	
7 -	58.984	42.266	1:41.250 (1)	77.51		10:22:18.855	
8 -	59.211	44.246	1:43.457 (3)	75.85	2.207	10:24:02.312	

P10 165 U		Richard BUTT		Suzuki GSXR1000 -			
IDEAL LAP TIME : 1:41.049		BEST LAP TIME : 1:41.463		DIFFERENCE : 0.414			
LAP	SECTOR 1	SECTOR 2	LAP TIME	MPH	DIFF	TIME OF DAY	
1 -	1:04.601	46.146	1:50.747	70.86	9.284	10:11:43.820	
2 -	1:03.180	47.659	1:50.839	70.80	9.376	10:13:34.659	
3 -	59.977	44.381	1:44.358	75.20	2.895	10:15:19.017	
4 -	1:00.523	43.823	1:44.346	75.21	2.883	10:17:03.363	
5 -	58.427	43.036	1:41.463 (1)	77.34		10:18:44.826	
6 -	58.798	43.427	1:42.225 (3)	76.77	0.762	10:20:27.051	
7 -	59.110	44.151	1:43.261	76.00	1.798	10:22:10.312	
8 -	59.011	42.622	1:41.633 (2)	77.21	0.170	10:23:51.945	

Weather / Track : Cloudy / Dry

Cadwell Park
Circuit Length = 2.1800 miles
Start: 10:09 Flag 10:22 End: 10:24

BMCRC - MRO Championships 2021 - Rnd 3 @ Cadwell Park

Thunderbike Extreme & Ultra & Rookie 1000

QUALIFYING - SECTOR ANALYSIS



SECTOR 1 = FL to I1, SECTOR 2 = I1 to FL, DIFF = Difference To Personal Best Lap, P = Crossed Finish Line in Pit Lane, D = Time Disallowed

P11 19 1000 Lee GRANT			Yamaha R1M - Grant carpentry and construction ltd			
IDEAL LAP TIME : 1:41.418		BEST LAP TIME : 1:42.258		DIFFERENCE : 0.840		
LAP	SECTOR 1	SECTOR 2	LAP TIME	MPH	DIFF	TIME OF DAY
1 -	1:06.513	45.620	1:52.133	69.98	9.875	10:12:16.450
2 -	1:04.454	44.650	1:49.104	71.93	6.846	10:14:05.554
3 -	1:01.306	45.646	1:46.952	73.37	4.694	10:15:52.506
4 -	1:00.414	45.129	1:45.543	74.35	3.285	10:17:38.049
5 -	1:00.246	44.579	1:44.825 (2)	74.86	2.567	10:19:22.874
6 -	1:03.182	42.306	1:45.488 (3)	74.39	3.230	10:21:08.362
7 -	59.112	43.146	1:42.258 (1)	76.74		10:22:50.620

P12 53 1000 Seamus McGLYNN			Yamaha R1 -			
IDEAL LAP TIME : 1:41.869		BEST LAP TIME : 1:42.315		DIFFERENCE : 0.446		
LAP	SECTOR 1	SECTOR 2	LAP TIME	MPH	DIFF	TIME OF DAY
1 -	1:06.536	43.406	1:49.942	71.38	7.627	10:14:05.805
2 -	1:01.600	45.139	1:46.739	73.52	4.424	10:15:52.544
3 -	1:00.046	44.633	1:44.679	74.97	2.364	10:17:37.223
4 -	59.406	42.909	1:42.315 (1)	76.70		10:19:19.538
5 -	59.983	43.869	1:43.852 (3)	75.56	1.537	10:21:03.390
6 -	1:00.993	42.463	1:43.456 (2)	75.85	1.141	10:22:46.846

P13 63 U Matthew WREN			Suzuki GSXR - TBR performance			
IDEAL LAP TIME : 1:42.474		BEST LAP TIME : 1:43.164		DIFFERENCE : 0.690		
LAP	SECTOR 1	SECTOR 2	LAP TIME	MPH	DIFF	TIME OF DAY
1 -	1:04.447	45.990	1:50.437	71.06	7.273	10:14:38.668
2 -	1:01.693	44.549	1:46.242 (3)	73.86	3.078	10:16:24.910
3 -	1:02.063	44.510	1:46.573	73.64	3.409	10:18:11.483
4 -	1:01.002	42.787	1:43.789 (2)	75.61	0.625	10:19:55.272
5 -	59.890	43.274	1:43.164 (1)	76.07		10:21:38.436
6 -	59.687	46.864	1:46.551	73.65	3.387	10:23:24.987

P14 138 E James REVELEY			Yamaha R6 - PCN Racing			
IDEAL LAP TIME : 1:43.451		BEST LAP TIME : 1:43.451		DIFFERENCE : 0.000		
LAP	SECTOR 1	SECTOR 2	LAP TIME	MPH	DIFF	TIME OF DAY
1 -	1:04.443	46.349	1:50.792	70.83	7.341	10:11:44.361
2 -	1:03.212	48.025	1:51.237	70.55	7.786	10:13:35.598
3 -	1:09.985	48.633	1:58.618	66.16	15.167	10:15:34.216
4 -	59.556	44.731	1:44.287 (2)	75.25	0.836	10:17:18.503
5 -	1:00.065	44.587	1:44.652	74.99	1.201	10:19:03.155
6 -	59.903	44.425	1:44.328 (3)	75.22	0.877	10:20:47.483
7 -	59.511	43.940	1:43.451 (1)	75.86		10:22:30.934

P15 77 E David MAY			Suzuki GSXR 750 K1 - ELP Racing			
IDEAL LAP TIME : 1:43.500		BEST LAP TIME : 1:43.500		DIFFERENCE : 0.000		
LAP	SECTOR 1	SECTOR 2	LAP TIME	MPH	DIFF	TIME OF DAY
1 -	1:03.933	46.096	1:50.029	71.32	6.529	10:12:57.467
2 -	1:02.790	45.884	1:48.674	72.21	5.174	10:14:46.141
3 -	1:00.404	48.390	1:48.794	72.13	5.294	10:16:34.935
4 -	1:01.288	45.114	1:46.402	73.75	2.902	10:18:21.337
5 -	1:01.095	44.522	1:45.617 (3)	74.30	2.117	10:20:06.954
6 -	1:01.308	43.754	1:45.062 (2)	74.69	1.562	10:21:52.016
7 -	1:00.186	43.314	1:43.500 (1)	75.82		10:23:35.516

Weather / Track : Cloudy / Dry

Cadwell Park
Circuit Length = 2.1800 miles
Start: 10:09 Flag 10:22 End: 10:24

BMCRC - MRO Championships 2021 - Rnd 3 @ Cadwell Park

Thunderbike Extreme & Ultra & Rookie 1000

QUALIFYING - SECTOR ANALYSIS



SECTOR 1 = FL to I1, SECTOR 2 = I1 to FL, DIFF = Difference To Personal Best Lap, P = Crossed Finish Line in Pit Lane, D = Time Disallowed

P16 78 U		Jamie THOMAS		Suzuki GSXR 1000 - Team RubyRacing			
IDEAL LAP TIME : 1:43.621		BEST LAP TIME : 1:43.729		DIFFERENCE : 0.108			
LAP	SECTOR 1	SECTOR 2	LAP TIME	MPH	DIFF	TIME OF DAY	
1 -	1:03.656	44.250	1:47.906	72.73	4.177	10:12:32.035	
2 -	1:02.476	43.694	1:46.170	73.91	2.441	10:14:18.205	
3 -	1:01.083	43.358	1:44.441 (2)	75.14	0.712	10:16:02.646	
4 -	1:01.222	IN PIT	2:25.999 P	53.75	42.270	10:18:28.645	
5 -	OUTLAP	45.279	1:54.724	68.40	10.995	10:20:23.369	
6 -	1:01.034	43.528	1:44.562 (3)	75.05	0.833	10:22:07.931	
7 -	1:00.263	43.466	1:43.729 (1)	75.65		10:23:51.660	

P17 86 1000		Frederico LOPES		Kawasaki ZX10R - FLR Procurement Ltd			
IDEAL LAP TIME : 1:43.567		BEST LAP TIME : 1:43.855		DIFFERENCE : 0.288			
LAP	SECTOR 1	SECTOR 2	LAP TIME	MPH	DIFF	TIME OF DAY	
1 -	1:07.326	47.013	1:54.339	68.63	10.484	10:12:53.492	
2 -	1:04.167	44.996	1:49.163	71.89	5.308	10:14:42.655	
3 -	1:03.000	48.818	1:51.818	70.18	7.963	10:16:34.473	
4 -	1:01.404	45.207	1:46.611 (3)	73.61	2.756	10:18:21.084	
5 -	1:01.069	43.952	1:45.021 (2)	74.72	1.166	10:20:06.105	
6 -	1:03.156	46.268	1:49.424	71.72	5.569	10:21:55.529	
7 -	59.615	44.240	1:43.855 (1)	75.56		10:23:39.384	

P18 129 E		Derek CRIPPS		Yamaha R1 - Kelly Cripps - Team FBR			
IDEAL LAP TIME : 1:44.071		BEST LAP TIME : 1:44.071		DIFFERENCE : 0.000			
LAP	SECTOR 1	SECTOR 2	LAP TIME	MPH	DIFF	TIME OF DAY	
1 -	1:05.813	48.933	1:54.746	68.39	10.675	10:13:18.546	
2 -	1:00.649	44.972	1:45.621	74.30	1.550	10:15:04.167	
3 -	59.671	44.679	1:44.350 (2)	75.20	0.279	10:16:48.517	
4 -	59.599	44.472	1:44.071 (1)	75.41		10:18:32.588	
5 -	1:00.610	44.870	1:45.480	74.40	1.409	10:20:18.068	
6 -	1:00.050	44.828	1:44.878 (3)	74.83	0.807	10:22:02.946	

P19 17 U		Jordan KILLWORTH		Kawasaki ZX-10R -			
IDEAL LAP TIME : 1:43.971		BEST LAP TIME : 1:44.210		DIFFERENCE : 0.239			
LAP	SECTOR 1	SECTOR 2	LAP TIME	MPH	DIFF	TIME OF DAY	
1 -	1:05.347	46.910	1:52.257	69.91	8.047	10:11:43.720	
2 -	1:02.112	46.508	1:48.620	72.25	4.410	10:13:32.340	
3 -	1:00.260	45.342	1:45.602	74.31	1.392	10:15:17.942	
4 -	1:00.864	44.629	1:45.493	74.39	1.283	10:17:03.435	
5 -	59.693	44.839	1:44.532 (2)	75.07	0.322	10:18:47.967	
6 -	59.342	44.868	1:44.210 (1)	75.31		10:20:32.177	
7 -	59.814	45.092	1:44.906 (3)	74.81	0.696	10:22:17.083	
8 -	1:00.672	45.940	1:46.612	73.61	2.402	10:24:03.695	

P20 110 1000		Michael CLARKE		Yamaha R1 - BIKEBASE.ltd			
IDEAL LAP TIME : 1:43.689		BEST LAP TIME : 1:44.691		DIFFERENCE : 1.002			
LAP	SECTOR 1	SECTOR 2	LAP TIME	MPH	DIFF	TIME OF DAY	
1 -	1:04.331	44.797	1:49.128	71.91	4.437	10:14:05.408	
2 -	1:00.356	44.596	1:44.952 (2)	74.77	0.261	10:15:50.360	
3 -	1:01.115	44.743	1:45.858	74.13	1.167	10:17:36.218	
4 -	1:01.032	45.036	1:46.068	73.99	1.377	10:19:22.286	
5 -	1:01.640	43.333	1:44.973 (3)	74.76	0.282	10:21:07.259	
6 -	1:00.523	44.168	1:44.691 (1)	74.96		10:22:51.950	

Weather / Track : Cloudy / Dry

Cadwell Park
Circuit Length = 2.1800 miles
Start: 10:09 Flag 10:22 End: 10:24

BMCRC - MRO Championships 2021 - Rnd 3 @ Cadwell Park

Thunderbike Extreme & Ultra & Rookie 1000

QUALIFYING - SECTOR ANALYSIS



SECTOR 1 = FL to I1, SECTOR 2 = I1 to FL, DIFF = Difference To Personal Best Lap, P = Crossed Finish Line in Pit Lane, D = Time Disallowed

P21 102 U James FEARN			Suzuki GSXR1000 - Jwf tiling, palmer race skool, the factory			
IDEAL LAP TIME : 1:43.432		BEST LAP TIME : 1:44.951		DIFFERENCE : 1.519		
LAP	SECTOR 1	SECTOR 2	LAP TIME	MPH	DIFF	TIME OF DAY
1 -	1:04.872	45.989	1:50.861	70.79	5.910	10:14:04.915
2 -	1:01.733	45.118	1:46.851	73.44	1.900	10:15:51.766
3 -	1:00.333	45.498	1:45.831 (3)	74.15	0.880	10:17:37.597
4 -	1:00.379	44.671	1:45.050 (2)	74.70	0.099	10:19:22.647
5 -	1:01.852	43.099	1:44.951 (1)	74.77		10:21:07.598
6 -	1:20.032	46.978	2:07.010	61.79	22.059	10:23:14.608

P22 66 1000 Jonny HILL			Honda CBR1000 RR - Michael J Lonsdale Group			
IDEAL LAP TIME : 1:45.102		BEST LAP TIME : 1:45.102		DIFFERENCE : 0.000		
LAP	SECTOR 1	SECTOR 2	LAP TIME	MPH	DIFF	TIME OF DAY
1 -	1:05.410	47.045	1:52.455	69.78	7.353	10:12:03.084
2 -	1:04.033	45.824	1:49.857	71.43	4.755	10:13:52.941
3 -	1:02.028	44.828	1:46.856 (2)	73.44	1.754	10:15:39.797
4 -	1:04.912	45.252	1:50.164	71.23	5.062	10:17:29.961
5 -	1:02.508	45.683	1:48.191	72.53	3.089	10:19:18.152
6 -	1:01.260	43.842	1:45.102 (1)	74.67		10:21:03.254
7 -	1:02.482	44.689	1:47.171 (3)	73.22	2.069	10:22:50.425

P23 201 U Scott WEST			Suzuki GSXR1000 -			
IDEAL LAP TIME : 1:45.481		BEST LAP TIME : 1:45.481		DIFFERENCE : 0.000		
LAP	SECTOR 1	SECTOR 2	LAP TIME	MPH	DIFF	TIME OF DAY
1 -	1:05.092	44.937	1:50.029	71.32	4.548	10:11:45.638
2 -	1:02.654	47.362	1:50.016	71.33	4.535	10:13:35.654
3 -	1:02.217	45.698	1:47.915	72.72	2.434	10:15:23.569
4 -	1:02.185	44.631	1:46.816	73.47	1.335	10:17:10.385
5 -	1:01.444	44.434	1:45.878 (2)	74.12	0.397	10:18:56.263
6 -	1:01.255	44.226	1:45.481 (1)	74.40		10:20:41.744
7 -	1:01.938	44.554	1:46.492 (3)	73.69	1.011	10:22:28.236

P24 90 U Edward WATSON			Suzuki GSXR 1000 - TEA Time Racing			
IDEAL LAP TIME : 1:45.561		BEST LAP TIME : 1:45.604		DIFFERENCE : 0.043		
LAP	SECTOR 1	SECTOR 2	LAP TIME	MPH	DIFF	TIME OF DAY
1 -	1:05.972	46.918	1:52.890	69.51	7.286	10:13:27.472
2 -	1:02.893	45.956	1:48.849	72.10	3.245	10:15:16.321
3 -	1:03.073	46.028	1:49.101	71.93	3.497	10:17:05.422
4 -	1:01.552	44.894	1:46.446 (2)	73.72	0.842	10:18:51.868
5 -	1:00.667	44.937	1:45.604 (1)	74.31		10:20:37.472
6 -	1:01.349	45.421	1:46.770 (3)	73.50	1.166	10:22:24.242

P25 32 1000 Louis FINLAYSON-GREEN			Honda CBR1000RR - Revs of Horsham			
IDEAL LAP TIME : 1:45.117		BEST LAP TIME : 1:45.611		DIFFERENCE : 0.494		
LAP	SECTOR 1	SECTOR 2	LAP TIME	MPH	DIFF	TIME OF DAY
1 -	1:07.419	46.930	1:54.349	68.63	8.738	10:13:29.065
2 -	1:04.187	46.004	1:50.191	71.22	4.580	10:15:19.256
3 -	1:02.463	45.487	1:47.950 (3)	72.70	2.339	10:17:07.206
4 -	1:01.561	44.050	1:45.611 (1)	74.31		10:18:52.817
5 -	1:01.401	44.860	1:46.261 (2)	73.85	0.650	10:20:39.078
6 -	1:01.067	46.965	1:48.032	72.64	2.421	10:22:27.110

Weather / Track : Cloudy / Dry

Cadwell Park
Circuit Length = 2.1800 miles
Start: 10:09 Flag 10:22 End: 10:24

BMCRC - MRO Championships 2021 - Rnd 3 @ Cadwell Park

Thunderbike Extreme & Ultra & Rookie 1000

QUALIFYING - SECTOR ANALYSIS



SECTOR 1 = FL to I1, SECTOR 2 = I1 to FL, DIFF = Difference To Personal Best Lap, P = Crossed Finish Line in Pit Lane, D = Time Disallowed

P26 75 E		Stewart MAY		Honda CBR600F3 - Moths in the wallet		
IDEAL LAP TIME : 1:45.077		BEST LAP TIME : 1:45.860		DIFFERENCE : 0.783		
LAP	SECTOR 1	SECTOR 2	LAP TIME	MPH	DIFF	TIME OF DAY
1 -	1:06.859	48.736	1:55.595	67.89	9.735	10:13:35.393
2 -	1:04.120	47.236	1:51.356 (3)	70.47	5.496	10:15:26.749
3 -	1:01.608	44.252	1:45.860 (1)	74.13		10:17:12.609
4 -	1:00.825	45.214	1:46.039 (2)	74.01	0.179	10:18:58.648

P27 107 1000		Dave WILLIAMSON		Kawasaki ZX10R - DWM Racing		
IDEAL LAP TIME : 1:46.757		BEST LAP TIME : 1:47.213		DIFFERENCE : 0.456		
LAP	SECTOR 1	SECTOR 2	LAP TIME	MPH	DIFF	TIME OF DAY
1 -	1:11.235	46.956	1:58.191	66.40	10.978	10:11:56.000
2 -	1:04.837	45.851	1:50.688	70.90	3.475	10:13:46.688
3 -	1:04.674	46.157	1:50.831	70.81	3.618	10:15:37.519
4 -	1:03.709	44.900	1:48.609	72.25	1.396	10:17:26.128
5 -	1:03.207	45.374	1:48.581 (3)	72.27	1.368	10:19:14.709
6 -	1:01.913	45.300	1:47.213 (1)	73.20		10:21:01.922
7 -	1:01.857	45.515	1:47.372 (2)	73.09	0.159	10:22:49.294

P28 213 E		Jack PETRIE		Yamaha YZF750 - AM Tiling		
IDEAL LAP TIME : 1:46.636		BEST LAP TIME : 1:47.363		DIFFERENCE : 0.727		
LAP	SECTOR 1	SECTOR 2	LAP TIME	MPH	DIFF	TIME OF DAY
1 -	1:12.202	47.340	1:59.542	65.65	12.179	10:11:54.766
2 -	1:05.447	46.291	1:51.738	70.23	4.375	10:13:46.504
3 -	1:06.423	46.062	1:52.485	69.76	5.122	10:15:38.989
4 -	1:04.485	44.420	1:48.905	72.06	1.542	10:17:27.894
5 -	1:02.434	44.929	1:47.363 (1)	73.09		10:19:15.257
6 -	1:02.216	45.343	1:47.559 (2)	72.96	0.196	10:21:02.816
7 -	1:02.282	45.500	1:47.782 (3)	72.81	0.419	10:22:50.598

P29 55 E		Nick HODGINS		Suzuki GSXR 750 - Dad, Claire, Super Sam, ASR, Caz		
IDEAL LAP TIME : 1:47.373		BEST LAP TIME : 1:47.373		DIFFERENCE : 0.000		
LAP	SECTOR 1	SECTOR 2	LAP TIME	MPH	DIFF	TIME OF DAY
1 -	1:08.990	48.912	1:57.902	66.56	10.529	10:12:39.861
2 -	1:05.165	47.200	1:52.365	69.84	4.992	10:14:32.226
3 -	1:03.829	48.736	1:52.565	69.72	5.192	10:16:24.791
4 -	1:03.759	46.722	1:50.481 (3)	71.03	3.108	10:18:15.272
5 -	1:03.148	47.546	1:50.694	70.89	3.321	10:20:05.966
6 -	1:03.065	46.523	1:49.588 (2)	71.61	2.215	10:21:55.554
7 -	1:02.025	45.348	1:47.373 (1)	73.09		10:23:42.927

P30 147 1000		Mark SKEVINGTON		Suzuki GSXR 1000 -		
IDEAL LAP TIME : 1:49.074		BEST LAP TIME : 1:49.084		DIFFERENCE : 0.010		
LAP	SECTOR 1	SECTOR 2	LAP TIME	MPH	DIFF	TIME OF DAY
1 -	1:10.391	48.464	1:58.855	66.03	9.771	10:13:34.557
2 -	1:04.336	50.365	1:54.701	68.42	5.617	10:15:29.258
3 -	1:03.307	48.780	1:52.087	70.01	3.003	10:17:21.345
4 -	1:03.447	46.547	1:49.994 (3)	71.34	0.910	10:19:11.339
5 -	1:03.545	46.218	1:49.763 (2)	71.50	0.679	10:21:01.102
6 -	1:03.317	45.767	1:49.084 (1)	71.94		10:22:50.186

Weather / Track : Cloudy / Dry

Cadwell Park
Circuit Length = 2.1800 miles
Start: 10:09 Flag 10:22 End: 10:24

BMCRC - MRO Championships 2021 - Rnd 3 @ Cadwell Park

Thunderbike Extreme & Ultra & Rookie 1000

QUALIFYING - SECTOR ANALYSIS



SECTOR 1 = FL to I1, SECTOR 2 = I1 to FL, DIFF = Difference To Personal Best Lap, P = Crossed Finish Line in Pit Lane, D = Time Disallowed

P31 28 E		David SPENCER		Suzuki GSXR 600 -			
IDEAL LAP TIME : 1:49.159		BEST LAP TIME : 1:49.283		DIFFERENCE : 0.124			
LAP	SECTOR 1	SECTOR 2	LAP TIME	MPH	DIFF	TIME OF DAY	
1 -	1:09.466	50.199	1:59.665	65.58	10.382	10:14:48.656	
2 -	1:05.105	47.105	1:52.210	69.94	2.927	10:16:40.866	
3 -	1:03.646	47.225	1:50.871 (3)	70.78	1.588	10:18:31.737	
4 -	1:04.243	47.260	1:51.503	70.38	2.220	10:20:23.240	
5 -	1:03.346	47.107	1:50.453 (2)	71.05	1.170	10:22:13.693	
6 -	1:02.054	47.229	1:49.283 (1)	71.81		10:24:02.976	

P32 20 U		Connor SWYER		Suzuki GSXR 1000 K6 - WSC Performace & Owkay clothing			
IDEAL LAP TIME : 1:49.580		BEST LAP TIME : 1:49.580		DIFFERENCE : 0.000			
LAP	SECTOR 1	SECTOR 2	LAP TIME	MPH	DIFF	TIME OF DAY	
1 -	1:09.035	51.102	2:00.137	65.32	10.557	10:13:18.854	
2 -	1:06.128	49.329	1:55.457	67.97	5.877	10:15:14.311	
3 -	1:04.523	48.320	1:52.843	69.54	3.263	10:17:07.154	
4 -	1:04.248	47.059	1:51.307 (3)	70.50	1.727	10:18:58.461	
5 -	1:03.760	47.253	1:51.013 (2)	70.69	1.433	10:20:49.474	
6 -	1:02.759	46.821	1:49.580 (1)	71.61		10:22:39.054	

P33 21 U		Danny BRENNAN		Yamaha R1 - Greenplantuk			
IDEAL LAP TIME : 1:49.896		BEST LAP TIME : 1:49.978		DIFFERENCE : 0.082			
LAP	SECTOR 1	SECTOR 2	LAP TIME	MPH	DIFF	TIME OF DAY	
1 -	1:08.942	48.257	1:57.199	66.96	7.221	10:11:54.257	
2 -	1:05.198	46.854	1:52.052 (3)	70.03	2.074	10:13:46.309	
3 -	1:06.327	46.629	1:52.956	69.47	2.978	10:15:39.265	
4 -	1:05.899	47.369	1:53.268	69.28	3.290	10:17:32.533	
5 -	1:03.672	46.306	1:49.978 (1)	71.36		10:19:22.511	
6 -	1:06.888	46.269	1:53.157	69.35	3.179	10:21:15.668	
7 -	1:03.988	46.224	1:50.212 (2)	71.20	0.234	10:23:05.880	

P34 999 E		Jack DWYER		Suzuki GSXR750 SRAD -			
IDEAL LAP TIME : 1:50.954		BEST LAP TIME : 1:50.954		DIFFERENCE : 0.000			
LAP	SECTOR 1	SECTOR 2	LAP TIME	MPH	DIFF	TIME OF DAY	
1 -	1:10.815	47.225	1:58.040	66.48	7.086	10:11:52.617	
2 -	1:05.843	46.361	1:52.204	69.94	1.250	10:13:44.821	
3 -	1:07.110	46.456	1:53.566	69.10	2.612	10:15:38.387	
4 -	1:05.732	45.377	1:51.109 (2)	70.63	0.155	10:17:29.496	
5 -	1:05.658	46.042	1:51.700	70.26	0.746	10:19:21.196	
6 -	1:05.850	45.366	1:51.216 (3)	70.56	0.262	10:21:12.412	
7 -	1:05.595	45.359	1:50.954 (1)	70.73		10:23:03.366	

P35 22 E		Matthew MAY		Honda CBR600FY - Late Breakers			
IDEAL LAP TIME : 1:51.241		BEST LAP TIME : 1:51.241		DIFFERENCE : 0.000			
LAP	SECTOR 1	SECTOR 2	LAP TIME	MPH	DIFF	TIME OF DAY	
1 -	1:08.885	49.236	1:58.121	66.44	6.880	10:13:52.400	
2 -	1:06.540	47.620	1:54.160	68.74	2.919	10:15:46.560	
3 -	1:04.677	47.298	1:51.975 (2)	70.08	0.734	10:17:38.535	
4 -	1:04.857	47.379	1:52.236 (3)	69.92	0.995	10:19:30.771	
5 -	1:06.427	46.904	1:53.331	69.24	2.090	10:21:24.102	
6 -	1:04.549	46.692	1:51.241 (1)	70.55		10:23:15.343	

Weather / Track : Cloudy / Dry

Cadwell Park
Circuit Length = 2.1800 miles
Start: 10:09 Flag 10:22 End: 10:24

BMCRC - MRO Championships 2021 - Rnd 3 @ Cadwell Park

Thunderbike Extreme & Ultra & Rookie 1000

QUALIFYING - SECTOR ANALYSIS



SECTOR 1 = FL to I1, SECTOR 2 = I1 to FL, DIFF = Difference To Personal Best Lap, P = Crossed Finish Line in Pit Lane, D = Time Disallowed

P36 180 1000 Mark OVEL			Yamaha R1 - I NEED A SPONSOR			
IDEAL LAP TIME : 1:51.159		BEST LAP TIME : 1:51.308		DIFFERENCE : 0.149		
LAP	SECTOR 1	SECTOR 2	LAP TIME	MPH	DIFF	TIME OF DAY
1 -	1:11.974	48.829	2:00.803	64.96	9.495	10:11:57.424
2 -	1:06.990	47.907	1:54.897	68.30	3.589	10:13:52.321
3 -	1:05.183	46.979	1:52.162 (3)	69.97	0.854	10:15:44.483
4 -	1:05.538	47.809	1:53.347	69.23	2.039	10:17:37.830
5 -	1:05.189	46.119	1:51.308 (1)	70.50		10:19:29.138
6 -	1:05.040	46.553	1:51.593 (2)	70.32	0.285	10:21:20.731
7 -	1:06.072	46.948	1:53.020	69.43	1.712	10:23:13.751

P37 82 1000 Paul MORRIS			Suzuki GSXR 1000 - Rpm Performance & Engineering			
IDEAL LAP TIME : 1:52.104		BEST LAP TIME : 1:52.104		DIFFERENCE : 0.000		
LAP	SECTOR 1	SECTOR 2	LAP TIME	MPH	DIFF	TIME OF DAY
1 -	1:08.408	48.362	1:56.770	67.20	4.666	10:13:58.018
2 -	1:06.356	48.438	1:54.794	68.36	2.690	10:15:52.812
3 -	1:05.446	48.065	1:53.511 (3)	69.13	1.407	10:17:46.323
4 -	1:05.202	46.902	1:52.104 (1)	70.00		10:19:38.427
5 -	1:06.800	47.075	1:53.875	68.91	1.771	10:21:32.302
6 -	1:05.643	47.391	1:53.034 (2)	69.43	0.930	10:23:25.336

P38 23 E Claire BECKETT			Suzuki SV650 - P Sheils & Sons			
IDEAL LAP TIME : 1:52.153		BEST LAP TIME : 1:52.153		DIFFERENCE : 0.000		
LAP	SECTOR 1	SECTOR 2	LAP TIME	MPH	DIFF	TIME OF DAY
1 -	1:13.319	49.132	2:02.451	64.09	10.298	10:11:58.693
2 -	1:07.703	49.052	1:56.755	67.21	4.602	10:13:55.448
3 -	1:06.732	48.045	1:54.777	68.37	2.624	10:15:50.225
4 -	1:06.273	47.705	1:53.978	68.85	1.825	10:17:44.203
5 -	1:05.622	47.415	1:53.037 (2)	69.42	0.884	10:19:37.240
6 -	1:06.855	47.046	1:53.901 (3)	68.90	1.748	10:21:31.141
7 -	1:05.253	46.900	1:52.153 (1)	69.97		10:23:23.294

P39 111 1000 Evan FINLAYSON-GREEN			Honda CBR1000RR - Revs Of Horsham			
IDEAL LAP TIME : 1:55.021		BEST LAP TIME : 1:55.021		DIFFERENCE : 0.000		
LAP	SECTOR 1	SECTOR 2	LAP TIME	MPH	DIFF	TIME OF DAY
1 -	1:15.683	50.645	2:06.328	62.12	11.307	10:13:27.366
2 -	1:10.034	48.883	1:58.917	65.99	3.896	10:15:26.283
3 -	1:08.956	48.444	1:57.400 (3)	66.84	2.379	10:17:23.683
4 -	1:07.999	48.345	1:56.344 (2)	67.45	1.323	10:19:20.027
5 -	1:09.359	48.833	1:58.192	66.40	3.171	10:21:18.219
6 -	1:07.861	47.160	1:55.021 (1)	68.23		10:23:13.240

P40 103 E Craig GOFFORD			Yamaha R1 4XV - Meala Racing Development			
IDEAL LAP TIME : 1:55.528		BEST LAP TIME : 1:55.551		DIFFERENCE : 0.023		
LAP	SECTOR 1	SECTOR 2	LAP TIME	MPH	DIFF	TIME OF DAY
1 -	1:11.439	49.523	2:00.962	64.88	5.411	10:13:40.319
2 -	1:07.583	48.304	1:55.887 (2)	67.72	0.336	10:15:36.206
3 -	1:07.435	48.954	1:56.389	67.42	0.838	10:17:32.595
4 -	1:07.826	48.560	1:56.386 (3)	67.43	0.835	10:19:28.981
5 -	1:08.559	48.499	1:57.058	67.04	1.507	10:21:26.039
6 -	1:07.224	48.327	1:55.551 (1)	67.91		10:23:21.590

Weather / Track : Cloudy / Dry

Cadwell Park
Circuit Length = 2.1800 miles
Start: 10:09 Flag 10:22 End: 10:24

BMCRC - MRO Championships 2021 - Rnd 3 @ Cadwell Park

Thunderbike Extreme & Ultra & Rookie 1000

QUALIFYING - SECTOR ANALYSIS



SECTOR 1 = FL to I1, SECTOR 2 = I1 to FL, DIFF = Difference To Personal Best Lap, P = Crossed Finish Line in Pit Lane, D = Time Disallowed

P41 139 E Rob MARLEY		Honda CBR600F3 - PearTree Racing				
IDEAL LAP TIME : 1:55.566		BEST LAP TIME : 1:55.733		DIFFERENCE : 0.167		
LAP	SECTOR 1	SECTOR 2	LAP TIME	MPH	DIFF	TIME OF DAY
1 -	1:11.173	49.672	2:00.845	64.94	5.112	10:14:16.860
2 -	1:08.178	48.578	1:56.756	67.21	1.023	10:16:13.616
3 -	1:08.176	48.229	1:56.405 (3)	67.42	0.672	10:18:10.021
4 -	1:07.881	47.852	1:55.733 (1)	67.81		10:20:05.754
5 -	1:07.714	48.515	1:56.229 (2)	67.52	0.496	10:22:01.983
6 -	1:09.194	48.704	1:57.898	66.56	2.165	10:23:59.881

P42 888 1000 Paul FAGG		Honda CBR 1000RR -				
IDEAL LAP TIME : 1:56.343		BEST LAP TIME : 1:56.343		DIFFERENCE : 0.000		
LAP	SECTOR 1	SECTOR 2	LAP TIME	MPH	DIFF	TIME OF DAY
1 -	1:09.031	50.030	1:59.061	65.91	2.718	10:14:38.284
2 -	1:07.243	49.100	1:56.343 (1)	67.45		10:16:34.627
3 -	1:07.547	49.188	1:56.735 (2)	67.22	0.392	10:18:31.362
4 -	1:09.585	49.581	1:59.166	65.85	2.823	10:20:30.528
5 -	1:07.553	50.592	1:58.145 (3)	66.42	1.802	10:22:28.673

P43 35 E Stephen HARVEY		Yamaha YZF-R1 -				
IDEAL LAP TIME : 1:56.227		BEST LAP TIME : 1:56.556		DIFFERENCE : 0.329		
LAP	SECTOR 1	SECTOR 2	LAP TIME	MPH	DIFF	TIME OF DAY
1 -	1:09.512	50.293	1:59.805	65.50	3.249	10:14:26.301
2 -	1:07.252	51.090	1:58.342	66.31	1.786	10:16:24.643
3 -	1:06.696	49.860	1:56.556 (1)	67.33		10:18:21.199
4 -	1:06.708	49.857	1:56.565 (2)	67.32	0.009	10:20:17.764
5 -	1:06.577	50.331	1:56.908 (3)	67.13	0.352	10:22:14.672
6 -	1:09.049	49.650	1:58.699	66.11	2.143	10:24:13.371

BMCRC - MRO Championships 2021 - Rnd 3 @ Cadwell Park

Thunderbike Extreme & Ultra & Rookie 1000

QUALIFYING - BEST SECTORS

SECTOR 1			SECTOR 2			IDEAL / BEST COMPARISON						
POS	NO	NAME	TIME	NO	NAME	TIME	POS	NO	NAME	IDEAL	BEST	DIFF
									PERFECT LAP	1:37.239		
1	100	HUNTER	55.782	11	HARVEY	41.457	1	11	HARVEY	1:38.473	1:38.473	0.000
2	5	KILLWORTH	56.876	961	SIM	41.721	2	100	HUNTER	1:38.547	1:39.891	1.344
3	11	HARVEY	57.016	5	KILLWORTH	41.912	3	5	KILLWORTH	1:38.788	1:39.870	1.082
4	258	FRIEND	57.650	258	FRIEND	42.184	4	961	SIM	1:39.428	1:40.071	0.643
5	961	SIM	57.707	91	HARRISON	42.266	5	258	FRIEND	1:39.834	1:40.555	0.721
6	344	WILLIAMS	57.909	19	GRANT	42.306	6	344	WILLIAMS	1:40.432	1:40.432	0.000
7	29	DINSMORE	58.259	53	McGLYNN	42.463	7	41	ABRAHAM	1:40.814	1:40.814	0.000
8	41	ABRAHAM	58.263	344	WILLIAMS	42.523	8	165	BUTT	1:41.049	1:41.463	0.414
9	165	BUTT	58.427	41	ABRAHAM	42.551	9	29	DINSMORE	1:41.090	1:41.090	0.000
10	91	HARRISON	58.984	165	BUTT	42.622	10	91	HARRISON	1:41.250	1:41.250	0.000
11	19	GRANT	59.112	100	HUNTER	42.765	11	19	GRANT	1:41.418	1:42.258	0.840
12	17	KILLWORTH	59.342	63	WREN	42.787	12	53	McGLYNN	1:41.869	1:42.315	0.446
13	53	McGLYNN	59.406	29	DINSMORE	42.831	13	63	WREN	1:42.474	1:43.164	0.690
14	138	REVELEY	59.511	102	FEARN	43.099	14	102	FEARN	1:43.432	1:44.951	1.519
15	129	CRIPPS	59.599	77	MAY	43.314	15	138	REVELEY	1:43.451	1:43.451	0.000
16	86	LOPES	59.615	110	CLARKE	43.333	16	77	MAY	1:43.500	1:43.500	0.000
17	63	WREN	59.687	78	THOMAS	43.358	17	86	LOPES	1:43.567	1:43.855	0.288
18	77	MAY	1:00.186	66	HILL	43.842	18	78	THOMAS	1:43.621	1:43.729	0.108
19	78	THOMAS	1:00.263	138	REVELEY	43.940	19	110	CLARKE	1:43.689	1:44.691	1.002
20	102	FEARN	1:00.333	86	LOPES	43.952	20	17	KILLWORTH	1:43.971	1:44.210	0.239
21	110	CLARKE	1:00.356	32	FINLAYSON-GREEN	44.050	21	129	CRIPPS	1:44.071	1:44.071	0.000
22	90	WATSON	1:00.667	201	WEST	44.226	22	75	MAY	1:45.077	1:45.860	0.783
23	75	MAY	1:00.825	75	MAY	44.252	23	66	HILL	1:45.102	1:45.102	0.000
24	32	FINLAYSON-GREEN	1:01.067	213	PETRIE	44.420	24	32	FINLAYSON-GREEN	1:45.117	1:45.611	0.494
25	201	WEST	1:01.255	129	CRIPPS	44.472	25	201	WEST	1:45.481	1:45.481	0.000
26	66	HILL	1:01.260	17	KILLWORTH	44.629	26	90	WATSON	1:45.561	1:45.604	0.043
27	107	WILLIAMSON	1:01.857	90	WATSON	44.894	27	213	PETRIE	1:46.636	1:47.363	0.727
28	55	HODGINS	1:02.025	107	WILLIAMSON	44.900	28	107	WILLIAMSON	1:46.757	1:47.213	0.456
29	28	SPENCER	1:02.054	55	HODGINS	45.348	29	55	HODGINS	1:47.373	1:47.373	0.000
30	213	PETRIE	1:02.216	999	DWYER	45.359	30	147	SKEVINGTON	1:49.074	1:49.084	0.010
31	20	SWYER	1:02.759	147	SKEVINGTON	45.767	31	28	SPENCER	1:49.159	1:49.283	0.124
32	147	SKEVINGTON	1:03.307	180	OVEL	46.119	32	20	SWYER	1:49.580	1:49.580	0.000
33	21	BRENNAN	1:03.672	21	BRENNAN	46.224	33	21	BRENNAN	1:49.896	1:49.978	0.082
34	22	MAY	1:04.549	22	MAY	46.692	34	999	DWYER	1:50.954	1:50.954	0.000
35	180	OVEL	1:05.040	20	SWYER	46.821	35	180	OVEL	1:51.159	1:51.308	0.149
36	82	MORRIS	1:05.202	23	BECKETT	46.900	36	22	MAY	1:51.241	1:51.241	0.000
37	23	BECKETT	1:05.253	82	MORRIS	46.902	37	82	MORRIS	1:52.104	1:52.104	0.000
38	999	DWYER	1:05.595	28	SPENCER	47.105	38	23	BECKETT	1:52.153	1:52.153	0.000
39	35	HARVEY	1:06.577	111	FINLAYSON-GREEN	47.160	39	111	FINLAYSON-GREEN	1:55.021	1:55.021	0.000
40	103	GOFFORD	1:07.224	139	MARLEY	47.852	40	103	GOFFORD	1:55.528	1:55.551	0.023
41	888	FAGG	1:07.243	103	GOFFORD	48.304	41	139	MARLEY	1:55.566	1:55.733	0.167
42	139	MARLEY	1:07.714	888	FAGG	49.100	42	35	HARVEY	1:56.227	1:56.556	0.329
43	111	FINLAYSON-GREEN	1:07.861	35	HARVEY	49.650	43	888	FAGG	1:56.343	1:56.343	0.000

Weather / Track : Cloudy / Dry

Cadwell Park

Circuit Length = 2.1800 miles

Start: 10:09 Flag 10:22 End: 10:24

Results can be found at www.tsl-timing.com

Printed - 10:27 Saturday, 26 June 2021

BMCRC - MRO Championships 2021 - Rnd 3 @ Cadwell Park

Thunderbike Extreme & Ultra & Rookie 1000

QUALIFYING - STATISTICS

Competitors Started 43
Planned Start 2021-06-26 @ 10:08:00.000
Actual Start 2021-06-26 @ 10:09:09.962
Finish Time 2021-06-26 @ 10:22:20.914
Track Length 2.1800mi.
Total Laps 282
Total Distance Covered 614.7652mi.

Session Fastest Lap History

NO	CL	NAME	LAP TIME	TIME OF DAY	LAP	VEHICLE
961	E	Jack SIM	1:49.271	10:11:43.211	1	Yamaha R6
100	1000	Antony HUNTER	1:47.290	10:11:52.150	1	Kawasaki ZX10
5	U	Stacey KILLWORTH	1:41.945	10:12:05.850	1	Suzuki GSXR 1000
11	U	Josh HARVEY	1:38.473	10:15:53.569	2	Yamaha R1

Flag History

TYPE	TIME OF DAY
GREEN	10:09:09.962
FINISH	10:22:20.914

Flag Statistics

TYPE	COUNT	TOTAL LAPS	TOTAL TIME
Green	1	8	15:07.695
Red	0	0	0.000
Safety Car	0	0	0.000
FCY	0	0	0.000

BMCRC - MRO Championships 2021 - Rnd 3 @ Cadwell Park

Thunderbike Extreme & Ultra & Rookie 1000

QUALIFYING - STATISTICS

CLASS : E

14 Starters

Fastest Lap History

NO	NAME	LAP TIME	TIME OF DAY	LAP	VEHICLE
961	Jack SIM	1:49.271	10:11:43.211	1	Yamaha R6
961	Jack SIM	1:44.577	10:13:27.787	2	Yamaha R6
961	Jack SIM	1:42.373	10:15:10.160	3	Yamaha R6
961	Jack SIM	1:40.345	10:16:50.505	4	Yamaha R6
961	Jack SIM	1:40.071	10:20:11.271	6	Yamaha R6

BMCRC - MRO Championships 2021 - Rnd 3 @ Cadwell Park

Thunderbike Extreme & Ultra & Rookie 1000

QUALIFYING - STATISTICS

CLASS : U

14 Starters

Fastest Lap History

NO	NAME	LAP TIME	TIME OF DAY	LAP	VEHICLE
17	Jordan KILLWORTH	1:52.257	10:11:43.730	1	Kawasaki ZX-10R
165	Richard BUTT	1:50.747	10:11:43.820	1	Suzuki GSXR1000
201	Scott WEST	1:50.029	10:11:45.648	1	Suzuki GSXR1000
5	Stacey KILLWORTH	1:41.945	10:12:05.850	1	Suzuki GSXR 1000
11	Josh HARVEY	1:38.473	10:15:53.569	2	Yamaha R1

Weather / Track : Cloudy / Dry

Results can be found at www.tsl-timing.com

Page 3 of 4

Cadwell Park
Circuit Length = 2.1800 miles
Start: 10:09 Flag 10:22 End: 10:24

Printed - 10:27 Saturday, 26 June 2021

BMCRC - MRO Championships 2021 - Rnd 3 @ Cadwell Park

Thunderbike Extreme & Ultra & Rookie 1000

QUALIFYING - STATISTICS

CLASS : 1000

17 Starters

Fastest Lap History

NO	NAME	LAP TIME	TIME OF DAY	LAP	VEHICLE
201	Scott WEST	1:50.029	10:11:45.648	1	Suzuki GSXR1000
100	Antony HUNTER	1:47.290	10:11:52.150	1	Kawasaki ZX10
100	Antony HUNTER	1:42.010	10:13:34.159	2	Kawasaki ZX10
344	Andrew WILLIAMS	1:41.941	10:18:47.796	5	Kawasaki ZX10R
100	Antony HUNTER	1:39.891	10:19:02.060	5	Kawasaki ZX10

BMCRC - MRO Championships 2021 - Rnd 3 @ Cadwell Park

BMCRC Rookie 600 & Rookie 1000

RACE 10 - GRID (7 Laps)



CONTRACTORS LTD

ROW 14	40	80	Stephen LANE									
ROW 13	37	42	Kai EVANS	38	41	Daniel NURRISH	39	63	Robert BUSH			
ROW 12				34	62	Oliver NUNN	35	228	Paul McFADDEN	36	28	Craig BICKNELL
ROW 11	31	501	Ashley COID	32	155	Eliot SMITH	33	85	David HATTERSLEY			
ROW 10				28	179	Thomas GARNER	29	207	Harry STIMSON	30	22	Matt GATHERCOLE
ROW 9	25	165	Joshua HUMPHRIES	26	51	Ross CLARKE	27	30	Adam GATHERCOLE			
ROW 8				22	212	Matt PALLETT	23	200	Dan BURNHAM	24	35	Reuben WARD
ROW 7	19			20			21					
ROW 6				16	111	Evan FINLAYSON-GREEN	17	888	Paul FAGG	18	508	Daniel McFADDEN
ROW 5	13	999	Jack DWYER	14	180	Mark OVEL	15	82	Paul MORRIS			
ROW 4				10	32	Louis FINLAYSON-GREEN	11	107	Dave WILLIAMSON	12	147	Mark SKEVINGTON
ROW 3	7	110	Michael CLARKE	8	66	Jonny HILL	9	201	Scott WEST			
ROW 2				4	19	Lee GRANT	5	53	Seamus McGLYNN	6	86	Frederico LOPES
ROW 1	1	100	Antony HUNTER	2	344	Andrew WILLIAMS	3	91	Thomas HARRISON			
			Pole									

Cadwell Park

Circuit Length = 2.1800 miles

These results are provisional until the conclusion of any judicial and technical matters.

Clerk Of Course :	Stewards :	Timekeeper : Sarah Evans
-------------------	------------	--------------------------

Results can be found at www.tsl-timing.com

Printed - 10:55 Saturday, 26 June 2021



BMCRC - MRO Championships 2021 - Rnd 3 @ Cadwell Park

BMCRC Rookie 600 & Rookie 1000

RACE 10 - CLASSIFICATION



CONTRACTORS LTD

POS	NO	CL	PIC NAME	ENTRY	LAPS	TIME	GAP	DIFF	MPH	BEST	ON
1	53	1000	1 Seamus McGLYNN	Yamaha R1 -	7	11:24.757			80.22	1:36.354	3
2	100	1000	2 Antony HUNTER	Kawasaki ZX10 - Uncletoms motoring centre	7	11:25.803	1.046	1.046	80.10	1:36.341	3
3	110	1000	3 Michael CLARKE	Yamaha R1 - BIKEBASE.ltd	7	11:50.840	26.083	25.037	77.28	1:39.565	6
4	19	1000	4 Lee GRANT	Yamaha R1M - Grant carpentry and construction ltd	7	11:51.357	26.600	0.517	77.22	1:40.071	7
5	344	1000	5 Andrew WILLIAMS	Kawasaki ZX10R - Standard signs	7	11:54.039	29.282	2.682	76.93	1:40.563	5
6	508	1000	6 Daniel McFADDEN	Kawasaki ZX10RR - Danny McFadden Racing	7	12:06.048	41.291	12.009	75.66	1:38.072	7
7	86	1000	7 Frederico LOPES	Kawasaki ZX10R - FLR Procurement Ltd	7	12:14.112	49.355	8.064	74.83	1:42.239	7
8	91	1000	8 Thomas HARRISON	Suzuki GSXR 1000 - RAW K9 NUTRITION	7	12:14.770	50.013	0.658	74.76	1:43.033	5
9	201	1000	9 Scott WEST	Suzuki GSXR1000 -	7	12:15.237	50.480	0.467	74.71	1:42.464	7
10	66	1000	10 Jonny HILL	Honda CBR1000 RR - Michael J Lonsdale Group	7	12:15.543	50.786	0.306	74.68	1:42.431	7
11	32	1000	11 Louis FINLAYSON-GREEN	Honda CBR1000RR - Revs of Horsham	7	12:18.103	53.346	2.560	74.42	1:43.255	7
12	200	600	1 Dan BURNHAM	Triumph DAYTONA 675 - BDR RACING / KY JAX	7	12:18.550	53.793	0.447	74.38	1:38.141	7
13	212	600	2 Matt PALLETT	Kawasaki ZX6R - In:timber	7	12:22.039	57.282	3.489	74.03	1:39.625	5
14	30	600	3 Adam GATHERCOLE	Triumph DAYTONA 675 - Ride In Bike Tyres	7	12:33.902	1:09.145	11.863	72.86	1:41.039	4
15	35	600	4 Reuben WARD	Kawasaki 636 -	7	12:44.095	1:19.338	10.193	71.89	1:41.108	2
16	107	1000	12 Dave WILLIAMSON	Kawasaki ZX10R - DWM Racing	7	12:44.128	1:19.371	0.033	71.89	1:44.682	6
17	22	600	5 Matt GATHERCOLE	Kawasaki ZX6R - Ride In Bike Tyres	7	12:44.646	1:19.889	0.518	71.84	1:41.792	2
18	999	1000	13 Jack DWYER	Suzuki GSXR750 SRAD -	7	12:45.446	1:20.689	0.800	71.77	1:46.097	6
19	51	600	6 Ross CLARKE	Kawasaki ZX6R - Ross Clarke Farriery	7	12:47.215	1:22.458	1.769	71.60	1:42.556	5
20	180	1000	14 Mark OVEL	Yamaha R1 - I NEED A SPONSOR	7	12:54.511	1:29.754	7.296	70.93	1:47.623	7
21	147	1000	15 Mark SKEVINGTON	Suzuki GSXR 1000 -	7	12:55.040	1:30.283	0.529	70.88	1:46.691	7
22	165	600	7 Joshua HUMPHRIES	Yamaha R6 - GME Electrical racing	7	12:59.608	1:34.851	4.568	70.46	1:44.758	3
23	111	1000	16 Evan FINLAYSON-GREEN	Honda CBR1000RR - Revs Of Horsham	6	11:30.923	1 Lap	1 Lap	68.15	1:52.437	2
24	501	600	8 Ashley COID	Kawasaki ZX636R -	6	11:35.802	1 Lap	4.879	67.67	1:46.483	6
25	179	600	9 Thomas GARNER	Yamaha R6 -	6	11:36.540	1 Lap	0.738	67.60	1:48.217	6
26	207	600	10 Harry STIMSON	Yamaha R6 -	6	11:49.548	1 Lap	13.008	66.36	1:48.897	6
27	62	600	11 Oliver NUNN	Yamaha R6 - IT UK & STVL	6	11:49.914	1 Lap	0.366	66.32	1:47.108	6
28	28	600	12 Craig BICKNELL	Yamaha R6 - On Point Security LTD	6	11:55.019	1 Lap	5.105	65.85	1:52.037	5
29	155	600	13 Eliot SMITH	Honda CBR600RR - Pro-Moto Europe Ltd	6	11:55.281	1 Lap	0.262	65.83	1:50.838	5
30	41	600	14 Daniel NURRISH	Yamaha R6 - Dcn Autobody	6	12:44.303	1 Lap	49.022	61.60	1:59.498	4
31	42	600	15 Kai EVANS	Suzuki GSXR 600 - CBS Ltd Construction and Engit	6	12:47.767	1 Lap	3.464	61.33	1:59.937	4

NOT CLASSIFIED

DNF	888	1000	Paul FAGG	Honda CBR 1000RR -	6	11:11.912	1 Lap		70.08	1:49.864	4
DNF	63	600	Robert BUSH	Suzuki GSXR 600 - Legacy Racing	5	11:18.916	2 Laps	1 Lap	57.79	2:05.496	3
DNF	228	600	Paul McFADDEN	Kawasaki ZX636 - T.McFadden Plant Ltd	1	2:33.546	6 Laps	4 Laps	51.11	2:33.546	1
DNF	82	1000	Paul MORRIS	Suzuki GSXR 1000 - Rpm Performance & Engineeri	0						
DNF	85	600	David HATTERSLEY	Triumph 675 -	0						
NS	80	600	Stephen LANE	Kawasaki ZX6R -	0						

FASTEST LAP

100	1000	Antony HUNTER	Kawasaki ZX10 - Uncletoms motoring centre	3	1:36.341	81.46 mph	131.09 kph
200	600	Dan BURNHAM	Triumph DAYTONA 675 - BDR RACING / KY JAX	7	1:38.141	79.96 mph	128.69 kph

Class 1000 - 92.5% of Race Speed = 74.20 mph

Class 600 - 92.5% of Race Speed = 68.80 mph

Cadwell Park: 2.1800 miles

Race Distance: 7 Laps / 15.26 miles

Start: 15:17 Flag 15:29 End: 15:31

Weather / Track : Cloudy / Dry

These results are provisional until the conclusion of any judicial and technical matters.

Clerk Of Course :	Stewards :	Timekeeper : Sarah Evans
-------------------	------------	--------------------------

Results can be found at www.tsl-timing.com

Printed - 15:32 Saturday, 26 June 2021



BMCRC - MRO Championships 2021 - Rnd 3 @ Cadwell Park

BMCRC Rookie 600 & Rookie 1000

RACE 10 - LAP CHART

LAP 1 @ 15:19:19.838

NO	BEHIND	LAP TIME
53		1:41.966
100	1.665	1:43.631
344	4.511	1:46.477
19	4.680	1:46.646
110	5.191	1:47.157
86	7.825	1:49.791
91	9.083	1:51.049
66	9.197	1:51.163
201	9.725	1:51.691
32	10.378	1:52.344
147	12.149	1:54.115
999	12.806	1:54.772
180	13.679	1:55.645
107	14.596	1:56.562
508	15.913	1:57.879
888	16.002	1:57.968
111	16.887	1:58.853
200	35.971	2:17.937
212	37.700	2:19.666
35	38.568	2:20.534
22	39.379	2:21.345
30	39.998	2:21.964
51	41.627	2:23.593
165	41.988	2:23.954
28	49.226	2:31.192
179	49.306	2:31.272
207	50.819	2:32.785
501	50.906	2:32.872
228	51.580	2:33.546
155	52.325	2:34.291
62	52.626	2:34.592
41	59.862	2:41.828
42	1:00.998	2:42.964
63	1:09.983	2:51.949

LAP 2 @ 15:20:57.354

NO	BEHIND	LAP TIME
53		1:37.516
100	0.740	1:36.591
344	7.818	1:40.823
19	8.172	1:41.008
110	8.659	1:40.984
86	15.164	1:44.855
91	16.001	1:44.434
201	16.310	1:44.101
66	17.194	1:45.513
32	17.909	1:45.047
508	22.615	1:44.218
999	23.185	1:47.895
180	26.157	1:49.994
107	26.507	1:49.427
888	28.582	1:50.096
111	31.808	1:52.437
147	32.055	1:57.422
200	38.773	1:40.318
212	40.833	1:40.649
35	42.160	1:41.108
22	43.655	1:41.792
30	44.555	1:42.073
51	49.252	1:45.141
165	50.221	1:45.749
179	1:01.870	1:50.080

LAP 3 @ 15:22:33.708

NO	BEHIND	LAP TIME
53		1:36.354
100	0.727	1:36.341
63	1 Lap	2:09.139
344	12.399	1:40.935
19	12.728	1:40.910
110	13.243	1:40.938
91	24.032	1:44.385
86	24.363	1:45.553
201	24.768	1:44.812
66	25.031	1:44.191
32	26.144	1:44.589
508	27.431	1:41.170
999	35.924	1:49.093
107	37.813	1:47.660
180	39.755	1:49.952
888	42.803	1:50.575
200	43.601	1:41.182
212	46.791	1:42.312
147	47.462	1:51.761
35	48.343	1:42.537
22	49.537	1:42.236
30	49.990	1:41.789
111	51.200	1:55.746
51	57.554	1:44.656
165	58.625	1:44.758
179	1:14.285	1:48.769
501	1:16.673	1:48.047
28	1:22.432	1:53.272
207	1:22.577	1:52.214
62	1:22.705	1:52.137
155	1:25.424	1:53.109

LAP 4 @ 15:24:11.345

NO	BEHIND	LAP TIME
53		1:37.637
100	0.581	1:37.491
41	1 Lap	2:00.778
42	1 Lap	2:01.008
19	15.886	1:40.795
344	15.907	1:41.145
110	16.153	1:40.547
91	30.177	1:43.782
86	31.181	1:44.455
508	32.263	1:42.469
201	32.272	1:45.141
66	32.728	1:45.334
32	32.916	1:44.409
63	1 Lap	2:05.496
200	47.643	1:41.679
999	47.657	1:49.370
107	48.377	1:48.201
212	48.978	1:39.824
180	51.810	1:49.692
30	53.392	1:41.039

LAP 5 @ 15:25:48.497

NO	BEHIND	LAP TIME
53		1:37.152
207	1 Lap	1:52.367
28	1 Lap	1:52.538
62	1 Lap	1:52.483
100	0.714	1:37.285
155	1 Lap	1:51.399
344	19.318	1:40.563
19	19.457	1:40.723
110	19.823	1:40.822
41	1 Lap	1:59.498
42	1 Lap	1:59.937
508	35.983	1:40.872
91	36.058	1:43.033
86	37.700	1:43.671
201	38.149	1:43.029
66	38.582	1:43.006
32	39.874	1:44.110
200	49.724	1:39.233
212	51.451	1:39.625
30	59.285	1:43.045
107	1:00.504	1:49.279
999	1:00.734	1:50.229
35	1:02.188	1:44.546
63	1 Lap	2:06.450
22	1:03.770	1:45.835
180	1:05.169	1:50.511
888	1:08.282	1:50.404
51	1:09.266	1:42.556
147	1:10.247	1:48.636
165	1:16.949	1:46.097
111	1:27.606	1:55.037

LAP 6 @ 15:27:25.764

NO	BEHIND	LAP TIME
53		1:37.267
179	1 Lap	1:49.413
100	1.302	1:37.855
501	1 Lap	1:48.454
207	1 Lap	1:49.871
62	1 Lap	1:51.782
28	1 Lap	1:52.037
155	1 Lap	1:50.838
110	22.121	1:39.565
344	23.128	1:41.077
19	23.394	1:41.204
508	40.084	1:41.368
91	42.846	1:44.055
86	43.981	1:43.548
201	44.881	1:43.999
66	45.220	1:43.905
32	46.956	1:44.349
200	52.517	1:40.060

212	54.051	1:39.867
41	1 Lap	1:59.662
42	1 Lap	2:00.437
30	1:03.398	1:41.380
107	1:07.919	1:44.682
999	1:09.564	1:46.097
22	1:09.762	1:43.259
35	1:09.830	1:44.909
51	1:15.422	1:43.423
180	1:18.996	1:51.094
147	1:20.457	1:47.477
888	1:24.020	1:53.005
165	1:25.998	1:46.316
63	1 Lap	2:05.882

LAP 7 @ 15:29:02.629

NO	BEHIND	LAP TIME
53		1:36.865
100	1.046	1:36.609
111	1 Lap	1:52.692
501	1 Lap	1:46.483
179	1 Lap	1:48.217
207	1 Lap	1:48.897
62	1 Lap	1:47.108
110	26.083	1:40.827
19	26.600	1:40.071
344	29.282	1:43.019
28	1 Lap	1:52.176
155	1 Lap	1:51.784
508	41.291	1:38.072
86	49.355	1:42.239
91	50.013	1:44.032
201	50.480	1:42.464
66	50.786	1:42.431
32	53.346	1:43.255
200	53.793	1:38.141
212	57.282	1:40.096
30	1:09.145	1:42.612
35	1:19.338	1:46.373
107	1:19.371	1:48.317
41	1 Lap	2:01.215
22	1:19.889	1:46.992
999	1:20.689	1:47.990
51	1:22.458	1:43.901
42	1 Lap	2:02.520
180	1:29.754	1:47.623
147	1:30.283	1:46.691
165	1:34.851	1:45.718

Weather / Track : Cloudy / Dry

Cadwell Park
Circuit Length = 2.1800 miles
Start: 15:17 Flag 15:29 End: 15:31

BMCRC - MRO Championships 2021 - Rnd 3 @ Cadwell Park

BMCRC Rookie 600 & Rookie 1000

RACE 10 - SECTOR ANALYSIS



SECTOR 1 = FL to I1, SECTOR 2 = I1 to FL, DIFF = Difference To Personal Best Lap, P = Crossed Finish Line in Pit Lane, D = Time Disallowed

P1 53 1000 Seamus McGLYNN		Yamaha R1 -				
IDEAL LAP TIME : 1:36.354		BEST LAP TIME : 1:36.354		DIFFERENCE : 0.000		
LAP	SECTOR 1	SECTOR 2	LAP TIME	MPH	DIFF	TIME OF DAY
1 -		40.565	1:41.966	76.96	5.612	15:19:19.838
2 -	56.719	40.797	1:37.516	80.47	1.162	15:20:57.354
3 -	55.804	40.550	1:36.354 (1)	81.45		15:22:33.708
4 -	56.878	40.759	1:37.637	80.38	1.283	15:24:11.345
5 -	56.396	40.756	1:37.152 (3)	80.78	0.798	15:25:48.497
6 -	55.965	41.302	1:37.267	80.68	0.913	15:27:25.764
7 -	56.128	40.737	1:36.865 (2)	81.02	0.511	15:29:02.629

P2 100 1000 Antony HUNTER		Kawasaki ZX10 - Uncletoms motoring centre				
IDEAL LAP TIME : 1:35.597		BEST LAP TIME : 1:36.341		DIFFERENCE : 0.744		
LAP	SECTOR 1	SECTOR 2	LAP TIME	MPH	DIFF	TIME OF DAY
1 -		41.343	1:43.631	75.73	7.290	15:19:21.503
2 -	55.859	40.732	1:36.591 (2)	81.25	0.250	15:20:58.094
3 -	55.375	40.966	1:36.341 (1)	81.46		15:22:34.435
4 -	56.439	41.052	1:37.491	80.50	1.150	15:24:11.926
5 -	56.088	41.197	1:37.285	80.67	0.944	15:25:49.211
6 -	57.436	40.419	1:37.855	80.20	1.514	15:27:27.066
7 -	55.178	41.431	1:36.609 (3)	81.23	0.268	15:29:03.675

P3 110 1000 Michael CLARKE		Yamaha R1 - BIKEBASE.ltd				
IDEAL LAP TIME : 1:39.565		BEST LAP TIME : 1:39.565		DIFFERENCE : 0.000		
LAP	SECTOR 1	SECTOR 2	LAP TIME	MPH	DIFF	TIME OF DAY
1 -		42.685	1:47.157	73.23	7.592	15:19:25.029
2 -	58.794	42.190	1:40.984	77.71	1.419	15:21:06.013
3 -	58.568	42.370	1:40.938	77.75	1.373	15:22:46.951
4 -	58.471	42.076	1:40.547 (2)	78.05	0.982	15:24:27.498
5 -	58.893	41.929	1:40.822 (3)	77.84	1.257	15:26:08.320
6 -	57.780	41.785	1:39.565 (1)	78.82		15:27:47.885
7 -	58.274	42.553	1:40.827	77.83	1.262	15:29:28.712

P4 19 1000 Lee GRANT		Yamaha R1M - Grant carpentry and construction ltd				
IDEAL LAP TIME : 1:39.210		BEST LAP TIME : 1:40.071		DIFFERENCE : 0.861		
LAP	SECTOR 1	SECTOR 2	LAP TIME	MPH	DIFF	TIME OF DAY
1 -		42.420	1:46.646	73.58	6.575	15:19:24.518
2 -	58.888	42.120	1:41.008	77.69	0.937	15:21:05.526
3 -	58.762	42.148	1:40.910	77.77	0.839	15:22:46.436
4 -	58.634	42.161	1:40.795 (3)	77.86	0.724	15:24:27.231
5 -	58.840	41.883	1:40.723 (2)	77.91	0.652	15:26:07.954
6 -	59.267	41.937	1:41.204	77.54	1.133	15:27:49.158
7 -	57.327	42.744	1:40.071 (1)	78.42		15:29:29.229

P5 344 1000 Andrew WILLIAMS		Kawasaki ZX10R - Standard signs				
IDEAL LAP TIME : 1:40.415		BEST LAP TIME : 1:40.563		DIFFERENCE : 0.148		
LAP	SECTOR 1	SECTOR 2	LAP TIME	MPH	DIFF	TIME OF DAY
1 -		42.727	1:46.477	73.70	5.914	15:19:24.349
2 -	58.643	42.180	1:40.823 (2)	77.84	0.260	15:21:05.172
3 -	58.840	42.095	1:40.935 (3)	77.75	0.372	15:22:46.107
4 -	58.729	42.416	1:41.145	77.59	0.582	15:24:27.252
5 -	58.565	41.998	1:40.563 (1)	78.04		15:26:07.815
6 -	59.227	41.850	1:41.077	77.64	0.514	15:27:48.892
7 -	58.661	44.358	1:43.019	76.18	2.456	15:29:31.911

Weather / Track : Cloudy / Dry

Cadwell Park
Circuit Length = 2.1800 miles
Start: 15:17 Flag 15:29 End: 15:31

BMCRC - MRO Championships 2021 - Rnd 3 @ Cadwell Park

BMCRC Rookie 600 & Rookie 1000

RACE 10 - SECTOR ANALYSIS



SECTOR 1 = FL to I1, SECTOR 2 = I1 to FL, DIFF = Difference To Personal Best Lap, P = Crossed Finish Line in Pit Lane, D = Time Disallowed

P6 508 1000 Daniel McFADDEN		Kawasaki ZX10RR - Danny McFadden Racing				
IDEAL LAP TIME : 1:38.072		BEST LAP TIME : 1:38.072		DIFFERENCE : 0.000		
LAP	SECTOR 1	SECTOR 2	LAP TIME	MPH	DIFF	TIME OF DAY
1 -		45.675	1:57.879	66.57	19.807	15:19:35.751
2 -	1:00.683	43.535	1:44.218	75.30	6.146	15:21:19.969
3 -	58.715	42.455	1:41.170 (3)	77.57	3.098	15:23:01.139
4 -	58.263	44.206	1:42.469	76.58	4.397	15:24:43.608
5 -	58.106	42.766	1:40.872 (2)	77.80	2.800	15:26:24.480
6 -	59.542	41.826	1:41.368	77.42	3.296	15:28:05.848
7 -	57.038	41.034	1:38.072 (1)	80.02		15:29:43.920

P7 86 1000 Frederico LOPES		Kawasaki ZX10R - FLR Procurement Ltd				
IDEAL LAP TIME : 1:42.239		BEST LAP TIME : 1:42.239		DIFFERENCE : 0.000		
LAP	SECTOR 1	SECTOR 2	LAP TIME	MPH	DIFF	TIME OF DAY
1 -		44.072	1:49.791	71.48	7.552	15:19:27.663
2 -	1:00.315	44.540	1:44.855	74.84	2.616	15:21:12.518
3 -	1:01.285	44.268	1:45.553	74.35	3.314	15:22:58.071
4 -	1:00.520	43.935	1:44.455	75.13	2.216	15:24:42.526
5 -	1:00.257	43.414	1:43.671 (3)	75.70	1.432	15:26:26.197
6 -	59.990	43.558	1:43.548 (2)	75.79	1.309	15:28:09.745
7 -	59.261	42.978	1:42.239 (1)	76.76		15:29:51.984

P8 91 1000 Thomas HARRISON		Suzuki GSXR 1000 - RAW K9 NUTRITION				
IDEAL LAP TIME : 1:42.841		BEST LAP TIME : 1:43.033		DIFFERENCE : 0.192		
LAP	SECTOR 1	SECTOR 2	LAP TIME	MPH	DIFF	TIME OF DAY
1 -		44.244	1:51.049	70.67	8.016	15:19:28.921
2 -	1:00.729	43.705	1:44.434	75.14	1.401	15:21:13.355
3 -	1:00.658	43.727	1:44.385	75.18	1.352	15:22:57.740
4 -	1:00.012	43.770	1:43.782 (2)	75.62	0.749	15:24:41.522
5 -	59.694	43.339	1:43.033 (1)	76.17		15:26:24.555
6 -	1:00.908	43.147	1:44.055	75.42	1.022	15:28:08.610
7 -	1:00.638	43.394	1:44.032 (3)	75.43	0.999	15:29:52.642

P9 201 1000 Scott WEST		Suzuki GSXR1000 -				
IDEAL LAP TIME : 1:42.453		BEST LAP TIME : 1:42.464		DIFFERENCE : 0.011		
LAP	SECTOR 1	SECTOR 2	LAP TIME	MPH	DIFF	TIME OF DAY
1 -		44.459	1:51.691	70.26	9.227	15:19:29.563
2 -	1:00.421	43.680	1:44.101	75.38	1.637	15:21:13.664
3 -	1:00.695	44.117	1:44.812	74.87	2.348	15:22:58.476
4 -	1:00.347	44.794	1:45.141	74.64	2.677	15:24:43.617
5 -	59.905	43.124	1:43.029 (2)	76.17	0.565	15:26:26.646
6 -	1:00.699	43.300	1:43.999 (3)	75.46	1.535	15:28:10.645
7 -	59.329	43.135	1:42.464 (1)	76.59		15:29:53.109

P10 66 1000 Jonny HILL		Honda CBR1000 RR - Michael J Lonsdale Group				
IDEAL LAP TIME : 1:42.431		BEST LAP TIME : 1:42.431		DIFFERENCE : 0.000		
LAP	SECTOR 1	SECTOR 2	LAP TIME	MPH	DIFF	TIME OF DAY
1 -		44.070	1:51.163	70.59	8.732	15:19:29.035
2 -	1:01.465	44.048	1:45.513	74.38	3.082	15:21:14.548
3 -	1:00.180	44.011	1:44.191	75.32	1.760	15:22:58.739
4 -	1:00.691	44.643	1:45.334	74.50	2.903	15:24:44.073
5 -	1:00.138	42.868	1:43.006 (2)	76.19	0.575	15:26:27.079
6 -	1:00.878	43.027	1:43.905 (3)	75.53	1.474	15:28:10.984
7 -	59.610	42.821	1:42.431 (1)	76.61		15:29:53.415

Weather / Track : Cloudy / Dry

Cadwell Park
Circuit Length = 2.1800 miles
Start: 15:17 Flag 15:29 End: 15:31

BMCRC - MRO Championships 2021 - Rnd 3 @ Cadwell Park

BMCRC Rookie 600 & Rookie 1000

RACE 10 - SECTOR ANALYSIS



SECTOR 1 = FL to I1, SECTOR 2 = I1 to FL, DIFF = Difference To Personal Best Lap, P = Crossed Finish Line in Pit Lane, D = Time Disallowed

P11 32 1000		Louis FINLAYSON-GREEN		Honda CBR1000RR - Revs of Horsham		
IDEAL LAP TIME : 1:43.233		BEST LAP TIME : 1:43.255		DIFFERENCE : 0.022		
LAP	SECTOR 1	SECTOR 2	LAP TIME	MPH	DIFF	TIME OF DAY
1 -		44.675	1:52.344	69.85	9.089	15:19:30.216
2 -	1:00.721	44.326	1:45.047	74.71	1.792	15:21:15.263
3 -	1:00.820	43.769	1:44.589	75.03	1.334	15:22:59.852
4 -	59.949	44.460	1:44.409	75.16	1.154	15:24:44.261
5 -	1:00.334	43.776	1:44.110 (2)	75.38	0.855	15:26:28.371
6 -	1:00.931	43.418	1:44.349 (3)	75.20	1.094	15:28:12.720
7 -	59.815	43.440	1:43.255 (1)	76.00		15:29:55.975

P12 200 600		Dan BURNHAM		Triumph DAYTONA 675 - BDR RACING / KY JAX		
IDEAL LAP TIME : 1:38.141		BEST LAP TIME : 1:38.141		DIFFERENCE : 0.000		
LAP	SECTOR 1	SECTOR 2	LAP TIME	MPH	DIFF	TIME OF DAY
1 -		42.085	2:17.937	56.89	39.796	15:19:55.809
2 -	58.336	41.982	1:40.318	78.23	2.177	15:21:36.127
3 -	59.085	42.097	1:41.182	77.56	3.041	15:23:17.309
4 -	59.242	42.437	1:41.679	77.18	3.538	15:24:58.988
5 -	57.845	41.388	1:39.233 (2)	79.08	1.092	15:26:38.221
6 -	57.630	42.430	1:40.060 (3)	78.43	1.919	15:28:18.281
7 -	57.003	41.138	1:38.141 (1)	79.96		15:29:56.422

P13 212 600		Matt PALLETT		Kawasaki ZX6R - In:timber		
IDEAL LAP TIME : 1:38.258		BEST LAP TIME : 1:39.625		DIFFERENCE : 1.367		
LAP	SECTOR 1	SECTOR 2	LAP TIME	MPH	DIFF	TIME OF DAY
1 -		42.976	2:19.666	56.19	40.041	15:19:57.538
2 -	58.328	42.321	1:40.649	77.97	1.024	15:21:38.187
3 -	58.123	44.189	1:42.312	76.70	2.687	15:23:20.499
4 -	57.627	42.197	1:39.824 (2)	78.61	0.199	15:25:00.323
5 -	58.092	41.533	1:39.625 (1)	78.77		15:26:39.948
6 -	56.725	43.142	1:39.867 (3)	78.58	0.242	15:28:19.815
7 -	58.420	41.676	1:40.096	78.40	0.471	15:29:59.911

P14 30 600		Adam GATHERCOLE		Triumph DAYTONA 675 - Ride In Bike Tyres		
IDEAL LAP TIME : 1:40.622		BEST LAP TIME : 1:41.039		DIFFERENCE : 0.417		
LAP	SECTOR 1	SECTOR 2	LAP TIME	MPH	DIFF	TIME OF DAY
1 -		43.341	2:21.964	55.28	40.925	15:19:59.836
2 -	58.869	43.204	1:42.073	76.88	1.034	15:21:41.909
3 -	58.180	43.609	1:41.789 (3)	77.10	0.750	15:23:23.698
4 -	58.597	42.442	1:41.039 (1)	77.67		15:25:04.737
5 -	58.206	44.839	1:43.045	76.16	2.006	15:26:47.782
6 -	58.275	43.105	1:41.380 (2)	77.41	0.341	15:28:29.162
7 -	59.541	43.071	1:42.612	76.48	1.573	15:30:11.774

P15 35 600		Reuben WARD		Kawasaki 636 -		
IDEAL LAP TIME : 1:41.009		BEST LAP TIME : 1:41.108		DIFFERENCE : 0.099		
LAP	SECTOR 1	SECTOR 2	LAP TIME	MPH	DIFF	TIME OF DAY
1 -		43.602	2:20.534	55.84	39.426	15:19:58.406
2 -	58.883	42.225	1:41.108 (1)	77.62		15:21:39.514
3 -	58.784	43.753	1:42.537 (2)	76.53	1.429	15:23:22.051
4 -	1:00.518	43.570	1:44.088 (3)	75.39	2.980	15:25:06.139
5 -	1:00.690	43.856	1:44.546	75.06	3.438	15:26:50.685
6 -	1:01.342	43.567	1:44.909	74.80	3.801	15:28:35.594
7 -	1:00.175	46.198	1:46.373	73.77	5.265	15:30:21.967

Weather / Track : Cloudy / Dry

Cadwell Park
Circuit Length = 2.1800 miles
Start: 15:17 Flag 15:29 End: 15:31

BMCRC - MRO Championships 2021 - Rnd 3 @ Cadwell Park

BMCRC Rookie 600 & Rookie 1000

RACE 10 - SECTOR ANALYSIS



SECTOR 1 = FL to I1, SECTOR 2 = I1 to FL, DIFF = Difference To Personal Best Lap, P = Crossed Finish Line in Pit Lane, D = Time Disallowed

P16 107 1000 Dave WILLIAMSON			Kawasaki ZX10R - DWM Racing			
IDEAL LAP TIME : 1:44.614		BEST LAP TIME : 1:44.682	DIFFERENCE : 0.068			
LAP	SECTOR 1	SECTOR 2	LAP TIME	MPH	DIFF	TIME OF DAY
1 -		45.143	1:56.562	67.32	11.880	15:19:34.434
2 -	1:03.505	45.922	1:49.427	71.71	4.745	15:21:23.861
3 -	1:02.770	44.890	1:47.660 (2)	72.89	2.978	15:23:11.521
4 -	1:03.178	45.023	1:48.201 (3)	72.53	3.519	15:24:59.722
5 -	1:01.371	47.908	1:49.279	71.81	4.597	15:26:49.001
6 -	1:00.601	44.081	1:44.682 (1)	74.97		15:28:33.683
7 -	1:00.533	47.784	1:48.317	72.45	3.635	15:30:22.000

P17 22 600 Matt GATHERCOLE			Kawasaki ZX6R - Ride In Bike Tyres			
IDEAL LAP TIME : 1:41.407		BEST LAP TIME : 1:41.792	DIFFERENCE : 0.385			
LAP	SECTOR 1	SECTOR 2	LAP TIME	MPH	DIFF	TIME OF DAY
1 -		43.223	2:21.345	55.52	39.553	15:19:59.217
2 -	59.169	42.623	1:41.792 (1)	77.09		15:21:41.009
3 -	58.784	43.452	1:42.236 (2)	76.76	0.444	15:23:23.245
4 -	1:00.013	43.174	1:43.187 (3)	76.05	1.395	15:25:06.432
5 -	1:01.485	44.350	1:45.835	74.15	4.043	15:26:52.267
6 -	1:00.234	43.025	1:43.259	76.00	1.467	15:28:35.526
7 -	58.923	48.069	1:46.992	73.35	5.200	15:30:22.518

P18 999 1000 Jack DWYER			Suzuki GSXR750 SRAD -			
IDEAL LAP TIME : 1:46.097		BEST LAP TIME : 1:46.097	DIFFERENCE : 0.000			
LAP	SECTOR 1	SECTOR 2	LAP TIME	MPH	DIFF	TIME OF DAY
1 -		45.228	1:54.772	68.37	8.675	15:19:32.644
2 -	1:03.487	44.408	1:47.895 (2)	72.73	1.798	15:21:20.539
3 -	1:04.019	45.074	1:49.093	71.93	2.996	15:23:09.632
4 -	1:04.780	44.590	1:49.370	71.75	3.273	15:24:59.002
5 -	1:02.671	47.558	1:50.229	71.19	4.132	15:26:49.231
6 -	1:02.265	43.832	1:46.097 (1)	73.97		15:28:35.328
7 -	1:02.715	45.275	1:47.990 (3)	72.67	1.893	15:30:23.318

P19 51 600 Ross CLARKE			Kawasaki ZX6R - Ross Clarke Farriery			
IDEAL LAP TIME : 1:42.420		BEST LAP TIME : 1:42.556	DIFFERENCE : 0.136			
LAP	SECTOR 1	SECTOR 2	LAP TIME	MPH	DIFF	TIME OF DAY
1 -		44.508	2:23.593	54.65	41.037	15:20:01.465
2 -	1:01.076	44.065	1:45.141	74.64	2.585	15:21:46.606
3 -	1:00.497	44.159	1:44.656	74.98	2.100	15:23:31.262
4 -	1:00.553	43.392	1:43.945	75.50	1.389	15:25:15.207
5 -	59.028	43.528	1:42.556 (1)	76.52		15:26:57.763
6 -	59.923	43.500	1:43.423 (2)	75.88	0.867	15:28:41.186
7 -	59.316	44.585	1:43.901 (3)	75.53	1.345	15:30:25.087

P20 180 1000 Mark OVEL			Yamaha R1 - I NEED A SPONSOR			
IDEAL LAP TIME : 1:47.623		BEST LAP TIME : 1:47.623	DIFFERENCE : 0.000			
LAP	SECTOR 1	SECTOR 2	LAP TIME	MPH	DIFF	TIME OF DAY
1 -		45.620	1:55.645	67.86	8.022	15:19:33.517
2 -	1:04.182	45.812	1:49.994	71.34	2.371	15:21:23.511
3 -	1:04.506	45.446	1:49.952 (3)	71.37	2.329	15:23:13.463
4 -	1:04.126	45.566	1:49.692 (2)	71.54	2.069	15:25:03.155
5 -	1:04.380	46.131	1:50.511	71.01	2.888	15:26:53.666
6 -	1:05.353	45.741	1:51.094	70.64	3.471	15:28:44.760
7 -	1:02.987	44.636	1:47.623 (1)	72.92		15:30:32.383

Weather / Track : Cloudy / Dry

Cadwell Park
Circuit Length = 2.1800 miles
Start: 15:17 Flag 15:29 End: 15:31

BMCRC - MRO Championships 2021 - Rnd 3 @ Cadwell Park

BMCRC Rookie 600 & Rookie 1000

RACE 10 - SECTOR ANALYSIS



SECTOR 1 = FL to I1, SECTOR 2 = I1 to FL, DIFF = Difference To Personal Best Lap, P = Crossed Finish Line in Pit Lane, D = Time Disallowed

P21 147 1000 Mark SKEVINGTON			Suzuki GSXR 1000 -			
IDEAL LAP TIME : 1:46.691			BEST LAP TIME : 1:46.691		DIFFERENCE : 0.000	
LAP	SECTOR 1	SECTOR 2	LAP TIME	MPH	DIFF	TIME OF DAY
1 -		45.793	1:54.115	68.77	7.424	15:19:31.987
2 -	1:11.264	46.158	1:57.422	66.83	10.731	15:21:29.409
3 -	1:05.915	45.846	1:51.761	70.22	5.070	15:23:21.170
4 -	1:03.137	45.801	1:48.938	72.04	2.247	15:25:10.108
5 -	1:03.322	45.314	1:48.636 (3)	72.24	1.945	15:26:58.744
6 -	1:01.935	45.542	1:47.477 (2)	73.02	0.786	15:28:46.221
7 -	1:01.788	44.903	1:46.691 (1)	73.55		15:30:32.912

P22 165 600 Joshua HUMPHRIES			Yamaha R6 - GME Electrical racing			
IDEAL LAP TIME : 1:44.415			BEST LAP TIME : 1:44.758		DIFFERENCE : 0.343	
LAP	SECTOR 1	SECTOR 2	LAP TIME	MPH	DIFF	TIME OF DAY
1 -		44.570	2:23.954	54.51	39.196	15:20:01.826
2 -	1:01.680	44.069	1:45.749 (3)	74.21	0.991	15:21:47.575
3 -	1:00.346	44.412	1:44.758 (1)	74.91		15:23:32.333
4 -	1:01.769	45.247	1:47.016	73.33	2.258	15:25:19.349
5 -	1:01.430	44.667	1:46.097	73.97	1.339	15:27:05.446
6 -	1:00.862	45.454	1:46.316	73.81	1.558	15:28:51.762
7 -	1:01.287	44.431	1:45.718 (2)	74.23	0.960	15:30:37.480

P23 111 1000 Evan FINLAYSON-GREEN			Honda CBR1000RR - Revs Of Horsham			
IDEAL LAP TIME : 1:51.839			BEST LAP TIME : 1:52.437		DIFFERENCE : 0.598	
LAP	SECTOR 1	SECTOR 2	LAP TIME	MPH	DIFF	TIME OF DAY
1 -		46.429	1:58.853	66.03	6.416	15:19:36.725
2 -	1:05.410	47.027	1:52.437 (1)	69.79		15:21:29.162
3 -	1:06.726	49.020	1:55.746	67.80	3.309	15:23:24.908
4 -	1:08.206	47.952	1:56.158	67.56	3.721	15:25:21.066
5 -	1:08.013	47.024	1:55.037 (3)	68.22	2.600	15:27:16.103
6 -	1:05.636	47.056	1:52.692 (2)	69.64	0.255	15:29:08.795

P24 501 600 Ashley COID			Kawasaki ZX636R -			
IDEAL LAP TIME : 1:46.483			BEST LAP TIME : 1:46.483		DIFFERENCE : 0.000	
LAP	SECTOR 1	SECTOR 2	LAP TIME	MPH	DIFF	TIME OF DAY
1 -		47.765	2:32.872	51.33	46.389	15:20:10.744
2 -	1:04.813	46.777	1:51.590	70.32	5.107	15:22:02.334
3 -	1:02.476	45.571	1:48.047 (2)	72.63	1.564	15:23:50.381
4 -	1:02.916	45.440	1:48.356 (3)	72.42	1.873	15:25:38.737
5 -	1:02.770	45.684	1:48.454	72.36	1.971	15:27:27.191
6 -	1:01.340	45.143	1:46.483 (1)	73.70		15:29:13.674

P25 179 600 Thomas GARNER			Yamaha R6 -			
IDEAL LAP TIME : 1:48.183			BEST LAP TIME : 1:48.217		DIFFERENCE : 0.034	
LAP	SECTOR 1	SECTOR 2	LAP TIME	MPH	DIFF	TIME OF DAY
1 -		47.985	2:31.272	51.88	43.055	15:20:09.144
2 -	1:04.120	45.960	1:50.080	71.29	1.863	15:21:59.224
3 -	1:02.851	45.918	1:48.769 (2)	72.15	0.552	15:23:47.993
4 -	1:03.085	45.704	1:48.789 (3)	72.14	0.572	15:25:36.782
5 -	1:03.999	45.414	1:49.413	71.72	1.196	15:27:26.195
6 -	1:02.769	45.448	1:48.217 (1)	72.52		15:29:14.412

Weather / Track : Cloudy / Dry

Cadwell Park
Circuit Length = 2.1800 miles
Start: 15:17 Flag 15:29 End: 15:31

BMCRC - MRO Championships 2021 - Rnd 3 @ Cadwell Park

BMCRC Rookie 600 & Rookie 1000

RACE 10 - SECTOR ANALYSIS



SECTOR 1 = FL to I1, SECTOR 2 = I1 to FL, DIFF = Difference To Personal Best Lap, P = Crossed Finish Line in Pit Lane, D = Time Disallowed

P26 207 600		Harry STIMSON		Yamaha R6 -		
IDEAL LAP TIME : 1:48.897		BEST LAP TIME : 1:48.897		DIFFERENCE : 0.000		
LAP	SECTOR 1	SECTOR 2	LAP TIME	MPH	DIFF	TIME OF DAY
1 -		48.125	2:32.785	51.36	43.888	15:20:10.657
2 -	1:05.416	47.998	1:53.414	69.19	4.517	15:22:04.071
3 -	1:04.389	47.825	1:52.214 (3)	69.93	3.317	15:23:56.285
4 -	1:04.743	47.624	1:52.367	69.84	3.470	15:25:48.652
5 -	1:04.209	45.662	1:49.871 (2)	71.42	0.974	15:27:38.523
6 -	1:03.392	45.505	1:48.897 (1)	72.06		15:29:27.420

P27 62 600		Oliver NUNN		Yamaha R6 - IT UK & STVL		
IDEAL LAP TIME : 1:47.108		BEST LAP TIME : 1:47.108		DIFFERENCE : 0.000		
LAP	SECTOR 1	SECTOR 2	LAP TIME	MPH	DIFF	TIME OF DAY
1 -		47.679	2:34.592	50.76	47.484	15:20:12.464
2 -	1:05.307	46.505	1:51.812 (3)	70.18	4.704	15:22:04.276
3 -	1:04.527	47.610	1:52.137	69.98	5.029	15:23:56.413
4 -	1:04.819	47.664	1:52.483	69.77	5.375	15:25:48.896
5 -	1:04.219	47.563	1:51.782 (2)	70.20	4.674	15:27:40.678
6 -	1:01.673	45.435	1:47.108 (1)	73.27		15:29:27.786

P28 28 600		Craig BICKNELL		Yamaha R6 - On Point Security LTD		
IDEAL LAP TIME : 1:51.551		BEST LAP TIME : 1:52.037		DIFFERENCE : 0.486		
LAP	SECTOR 1	SECTOR 2	LAP TIME	MPH	DIFF	TIME OF DAY
1 -		48.585	2:31.192	51.90	39.155	15:20:09.064
2 -	1:05.368	48.436	1:53.804	68.96	1.767	15:22:02.868
3 -	1:05.116	48.156	1:53.272	69.28	1.235	15:23:56.140
4 -	1:04.529	48.009	1:52.538 (3)	69.73	0.501	15:25:48.678
5 -	1:03.962	48.075	1:52.037 (1)	70.04		15:27:40.715
6 -	1:04.587	47.589	1:52.176 (2)	69.96	0.139	15:29:32.891

P29 155 600		Eliot SMITH		Honda CBR600RR - Pro-Moto Europe Ltd		
IDEAL LAP TIME : 1:50.496		BEST LAP TIME : 1:50.838		DIFFERENCE : 0.342		
LAP	SECTOR 1	SECTOR 2	LAP TIME	MPH	DIFF	TIME OF DAY
1 -		47.570	2:34.291	50.86	43.453	15:20:12.163
2 -	1:06.813	47.047	1:53.860	68.92	3.022	15:22:06.023
3 -	1:05.560	47.549	1:53.109	69.38	2.271	15:23:59.132
4 -	1:04.294	47.105	1:51.399 (2)	70.45	0.561	15:25:50.531
5 -	1:04.636	46.202	1:50.838 (1)	70.80		15:27:41.369
6 -	1:04.341	47.443	1:51.784 (3)	70.20	0.946	15:29:33.153

P30 41 600		Daniel NURRISH		Yamaha R6 - Dcn Autobody		
IDEAL LAP TIME : 1:59.196		BEST LAP TIME : 1:59.498		DIFFERENCE : 0.302		
LAP	SECTOR 1	SECTOR 2	LAP TIME	MPH	DIFF	TIME OF DAY
1 -		50.743	2:41.828	48.49	42.330	15:20:19.700
2 -	1:10.798	50.524	2:01.322	64.68	1.824	15:22:21.022
3 -	1:10.143	50.635	2:00.778 (3)	64.97	1.280	15:24:21.800
4 -	1:09.709	49.789	1:59.498 (1)	65.67		15:26:21.298
5 -	1:09.407	50.255	1:59.662 (2)	65.58	0.164	15:28:20.960
6 -	1:11.032	50.183	2:01.215	64.74	1.717	15:30:22.175

Weather / Track : Cloudy / Dry

Cadwell Park
Circuit Length = 2.1800 miles
Start: 15:17 Flag 15:29 End: 15:31

BMCRC - MRO Championships 2021 - Rnd 3 @ Cadwell Park

BMCRC Rookie 600 & Rookie 1000

RACE 10 - SECTOR ANALYSIS



SECTOR 1 = FL to I1, SECTOR 2 = I1 to FL, DIFF = Difference To Personal Best Lap, P = Crossed Finish Line in Pit Lane, D = Time Disallowed

P31 42 600 Kai EVANS		Suzuki GSXR 600 - CBS Ltd Construction and Engineering				
IDEAL LAP TIME : 1:59.153		BEST LAP TIME : 1:59.937		DIFFERENCE : 0.784		
LAP	SECTOR 1	SECTOR 2	LAP TIME	MPH	DIFF	TIME OF DAY
1 -		50.965	2:42.964	48.15	43.027	15:20:20.836
2 -	1:10.919	49.982	2:00.901 (3)	64.91	0.964	15:22:21.737
3 -	1:10.214	50.794	2:01.008	64.85	1.071	15:24:22.745
4 -	1:10.306	49.631	1:59.937 (1)	65.43		15:26:22.682
5 -	1:09.522	50.915	2:00.437 (2)	65.16	0.500	15:28:23.119
6 -	1:10.334	52.186	2:02.520	64.05	2.583	15:30:25.639

P32 888 1000 Paul FAGG		Honda CBR 1000RR -				
IDEAL LAP TIME : 1:49.433		BEST LAP TIME : 1:49.864		DIFFERENCE : 0.431		
LAP	SECTOR 1	SECTOR 2	LAP TIME	MPH	DIFF	TIME OF DAY
1 -		46.565	1:57.968	66.52	8.104	15:19:35.840
2 -	1:03.473	46.623	1:50.096 (2)	71.28	0.232	15:21:25.936
3 -	1:03.440	47.135	1:50.575	70.97	0.711	15:23:16.511
4 -	1:02.868	46.996	1:49.864 (1)	71.43		15:25:06.375
5 -	1:03.467	46.937	1:50.404 (3)	71.08	0.540	15:26:56.779
6 -	1:05.635	47.370	1:53.005	69.44	3.141	15:28:49.784

P33 63 600 Robert BUSH		Suzuki GSXR 600 - Legacy Racing				
IDEAL LAP TIME : 2:05.496		BEST LAP TIME : 2:05.496		DIFFERENCE : 0.000		
LAP	SECTOR 1	SECTOR 2	LAP TIME	MPH	DIFF	TIME OF DAY
1 -		54.532	2:51.949	45.64	46.453	15:20:29.821
2 -	1:16.045	53.094	2:09.139	60.77	3.643	15:22:38.960
3 -	1:13.385	52.111	2:05.496 (1)	62.53		15:24:44.456
4 -	1:14.057	52.393	2:06.450 (3)	62.06	0.954	15:26:50.906
5 -	1:13.516	52.366	2:05.882 (2)	62.34	0.386	15:28:56.788

P34 228 600 Paul McFADDEN		Kawasaki ZX636 - T.McFadden Plant Ltd				
IDEAL LAP TIME : 1:57.225		BEST LAP TIME : 2:33.546		DIFFERENCE : 36.321		
LAP	SECTOR 1	SECTOR 2	LAP TIME	MPH	DIFF	TIME OF DAY
1 -		47.429	2:33.546 (1)	51.11		15:20:11.418

BMCRC - MRO Championships 2021 - Rnd 3 @ Cadwell Park

BMCRC Rookie 600 & Rookie 1000

RACE 10 - BEST SECTORS

SECTOR 1			SECTOR 2			IDEAL / BEST COMPARISON						
POS	NO	NAME	TIME	NO	NAME	TIME	POS	NO	NAME	IDEAL	BEST	DIFF
									PERFECT LAP	1:35.597		
1	100	HUNTER	55.178	100	HUNTER	40.419	1	100	HUNTER	1:35.597	1:36.341	0.744
2	53	McGLYNN	55.804	53	McGLYNN	40.550	2	53	McGLYNN	1:36.354	1:36.354	0.000
3	212	PALLET	56.725	508	McFADDEN	41.034	3	508	McFADDEN	1:38.072	1:38.072	0.000
4	200	BURNHAM	57.003	200	BURNHAM	41.138	4	200	BURNHAM	1:38.141	1:38.141	0.000
5	508	McFADDEN	57.038	212	PALLET	41.533	5	212	PALLET	1:38.258	1:39.625	1.367
6	19	GRANT	57.327	110	CLARKE	41.785	6	19	GRANT	1:39.210	1:40.071	0.861
7	110	CLARKE	57.780	344	WILLIAMS	41.850	7	110	CLARKE	1:39.565	1:39.565	0.000
8	30	GATHERCOLE	58.180	19	GRANT	41.883	8	344	WILLIAMS	1:40.415	1:40.563	0.148
9	344	WILLIAMS	58.565	35	WARD	42.225	9	30	GATHERCOLE	1:40.622	1:41.039	0.417
10	35	WARD	58.784	30	GATHERCOLE	42.442	10	35	WARD	1:41.009	1:41.108	0.099
11	22	GATHERCOLE	58.784	22	GATHERCOLE	42.623	11	22	GATHERCOLE	1:41.407	1:41.792	0.385
12	51	CLARKE	59.028	66	HILL	42.821	12	86	LOPES	1:42.239	1:42.239	0.000
13	86	LOPES	59.261	86	LOPES	42.978	13	51	CLARKE	1:42.420	1:42.556	0.136
14	201	WEST	59.329	201	WEST	43.124	14	66	HILL	1:42.431	1:42.431	0.000
15	66	HILL	59.610	91	HARRISON	43.147	15	201	WEST	1:42.453	1:42.464	0.011
16	91	HARRISON	59.694	51	CLARKE	43.392	16	91	HARRISON	1:42.841	1:43.033	0.192
17	32	FINLAYSON-GREEN	59.815	32	FINLAYSON-GREEN	43.418	17	32	FINLAYSON-GREEN	1:43.233	1:43.255	0.022
18	165	HUMPHRIES	1:00.346	999	DWYER	43.832	18	165	HUMPHRIES	1:44.415	1:44.758	0.343
19	107	WILLIAMSON	1:00.533	165	HUMPHRIES	44.069	19	107	WILLIAMSON	1:44.614	1:44.682	0.068
20	501	COID	1:01.340	107	WILLIAMSON	44.081	20	999	DWYER	1:46.097	1:46.097	0.000
21	62	NUNN	1:01.673	180	OVEL	44.636	21	501	COID	1:46.483	1:46.483	0.000
22	147	SKEVINGTON	1:01.788	147	SKEVINGTON	44.903	22	147	SKEVINGTON	1:46.691	1:46.691	0.000
23	999	DWYER	1:02.265	501	COID	45.143	23	62	NUNN	1:47.108	1:47.108	0.000
24	179	GARNER	1:02.769	179	GARNER	45.414	24	180	OVEL	1:47.623	1:47.623	0.000
25	888	FAGG	1:02.868	62	NUNN	45.435	25	179	GARNER	1:48.183	1:48.217	0.034
26	180	OVEL	1:02.987	207	STIMSON	45.505	26	207	STIMSON	1:48.897	1:48.897	0.000
27	207	STIMSON	1:03.392	155	SMITH	46.202	27	888	FAGG	1:49.433	1:49.864	0.431
28	28	BICKNELL	1:03.962	111	FINLAYSON-GREEN	46.429	28	155	SMITH	1:50.496	1:50.838	0.342
29	155	SMITH	1:04.294	888	FAGG	46.565	29	28	BICKNELL	1:51.551	1:52.037	0.486
30	111	FINLAYSON-GREEN	1:05.410	228	McFADDEN	47.429	30	111	FINLAYSON-GREEN	1:51.839	1:52.437	0.598
31	41	NURRISH	1:09.407	28	BICKNELL	47.589	31	228	McFADDEN	1:57.225	2:33.546	36.321
32	42	EVANS	1:09.522	42	EVANS	49.631	32	42	EVANS	1:59.153	1:59.937	0.784
33	228	McFADDEN	1:09.796	41	NURRISH	49.789	33	41	NURRISH	1:59.196	1:59.498	0.302
34	63	BUSH	1:13.385	63	BUSH	52.111	34	63	BUSH	2:05.496	2:05.496	0.000
35												
36												

Weather / Track : Cloudy / Dry

Cadwell Park

Circuit Length = 2.1800 miles

Start: 15:17 Flag 15:29 End: 15:31

Results can be found at www.tsl-timing.com

Printed - 15:33 Saturday, 26 June 2021

BMCRC - MRO Championships 2021 - Rnd 3 @ Cadwell Park

BMCRC Rookie 600 & Rookie 1000

RACE 10 - STATISTICS

Competitors Started 34
Planned Start 2021-06-26 @ 15:05:00.000
Actual Start 2021-06-26 @ 15:17:37.871
Finish Time 2021-06-26 @ 15:29:02.628
Track Length 2.1800mi.
Total Laps 220
Total Distance Covered 479.6041mi.

Session Fastest Lap History

NO	CL	NAME	LAP TIME	TIME OF DAY	LAP	VEHICLE
53	1000	Seamus McGLYNN	1:41.966	15:19:19.860	1	Yamaha R1
53	1000	Seamus McGLYNN	1:37.516	15:20:57.376	2	Yamaha R1
100	1000	Antony HUNTER	1:36.591	15:20:58.117	2	Kawasaki ZX10
53	1000	Seamus McGLYNN	1:36.354	15:22:33.729	3	Yamaha R1
100	1000	Antony HUNTER	1:36.341	15:22:34.457	3	Kawasaki ZX10

Session Leader History

NO	CL	NAME	FROM LAP	LAPS LED	DISTANCE	VEHICLE
53	1000	Seamus McGLYNN	1	7	15.26 miles	Yamaha R1

Flag History

TYPE	TIME OF DAY
GREEN	15:17:37.871
FINISH	15:29:02.628

Flag Statistics

TYPE	COUNT	TOTAL LAPS	TOTAL TIME
Green	1	7	13:48.551
Red	0	0	0.000
Safety Car	0	0	0.000
FCY	0	0	0.000

BMCRC - MRO Championships 2021 - Rnd 3 @ Cadwell Park

BMCRC Rookie 600 & Rookie 1000

RACE 10 - STATISTICS

CLASS : 1000

17 Starters

Fastest Lap History

NO	NAME	LAP TIME	TIME OF DAY	LAP	VEHICLE
53	Seamus McGLYNN	1:41.966	15:19:19.860	1	Yamaha R1
53	Seamus McGLYNN	1:37.516	15:20:57.376	2	Yamaha R1
100	Antony HUNTER	1:36.591	15:20:58.117	2	Kawasaki ZX10
53	Seamus McGLYNN	1:36.354	15:22:33.729	3	Yamaha R1
100	Antony HUNTER	1:36.341	15:22:34.457	3	Kawasaki ZX10

Leader History

NO	NAME	FROM LAP	LAPS LED	DISTANCE	VEHICLE
53	Seamus McGLYNN	1	7	15.26 miles	Yamaha R1

BMCRC - MRO Championships 2021 - Rnd 3 @ Cadwell Park

BMCRC Rookie 600 & Rookie 1000

RACE 10 - STATISTICS

CLASS : 600

17 Starters

Fastest Lap History

NO	NAME	LAP TIME	TIME OF DAY	LAP	VEHICLE
200	Dan BURNHAM	2:17.937	15:19:55.825	1	Triumph DAYTONA 675
200	Dan BURNHAM	1:40.318	15:21:36.144	2	Triumph DAYTONA 675
212	Matt PALLETT	1:39.824	15:25:00.347	4	Kawasaki ZX6R
200	Dan BURNHAM	1:39.233	15:26:38.237	5	Triumph DAYTONA 675
200	Dan BURNHAM	1:38.141	15:29:56.438	7	Triumph DAYTONA 675

Leader History

NO	NAME	FROM LAP	LAPS LED	DISTANCE	VEHICLE
200	Dan BURNHAM	1	7	15.26 miles	Triumph DAYTONA 675

BMCRC - MRO Championships 2021 - Rnd 3 @ Cadwell Park



CONTRACTORS LTD

BMCRC Rookie 600 & Rookie 1000

RACE 19 - GRID (7 Laps)

ROW 14		40	80	Stephen LANE	
ROW 13	37	63	Robert BUSH	2:05.496	2:33.546
		38	228	Paul McFADDEN	
		39	85	David HATTERSLEY	
ROW 12		34	28	Craig BICKNELL	1:52.037
		35	41	Daniel NURRISH	1:59.498
		36	42	Kai EVANS	1:59.937
ROW 11	31	179	Thomas GARNER	1:48.217	1:48.897
		32	207	Harry STIMSON	
		33	155	Eliot SMITH	1:50.838
ROW 10		28	165	Joshua HUMPHRIES	1:44.758
		29	501	Ashley COID	1:46.483
		30	62	Oliver NUNN	1:47.108
ROW 9	25	35	Reuben WARD	1:41.108	1:41.792
		26	22	Matt GATHERCOLE	
		27	51	Ross CLARKE	1:42.556
ROW 8		22	200	Dan BURNHAM	1:38.141
		23	212	Matt PALLETT	1:39.625
		24	30	Adam GATHERCOLE	1:41.039
ROW 7					
ROW 6		16	888	Paul FAGG	1:49.864
		17	111	Evan FINLAYSON-GREEN	1:52.437
		18	82	Paul MORRIS	
ROW 5	13	999	Jack DWYER	1:46.097	1:46.691
		14	147	Mark SKEVINGTON	
		15	180	Mark OVEL	1:47.623
ROW 4		10	91	Thomas HARRISON	1:43.033
		11	32	Louis FINLAYSON-GREEN	1:43.255
		12	107	Dave WILLIAMSON	1:44.682
ROW 3	7	86	Frederico LOPES	1:42.239	1:42.431
		8	66	Jonny HILL	
		9	201	Scott WEST	1:42.464
ROW 2		4	110	Michael CLARKE	1:39.565
		5	19	Lee GRANT	1:40.071
		6	344	Andrew WILLIAMS	1:40.563
ROW 1	1	100	Antony HUNTER	1:36.341	1:36.354
		2	53	Seamus McGLYNN	
		3	508	Daniel McFADDEN	1:38.072
				Pole	

Cadwell Park

Circuit Length = 2.1800 miles

These results are provisional until the conclusion of any judicial and technical matters.

Clerk Of Course :	Stewards :	Timekeeper :
-------------------	------------	--------------

Results can be found at www.tsl-timing.com

Printed - 15:34 Saturday, 26 June 2021



BMCRC - MRO Championships 2021 - Rnd 3 @ Cadwell Park

BMCRC Rookie 600 & Rookie 1000

RACE 19 - CLASSIFICATION



CONTRACTORS LTD

POS	NO	CL	PIC NAME	ENTRY	LAPS	TIME	GAP	DIFF	MPH	BEST	ON
1	100	1000	1 Antony HUNTER	Kawasaki ZX10 - Uncletoms motoring centre	7	11:47.894			77.60	1:39.407	3
2	53	1000	2 Seamus McGLYNN	Yamaha R1 -	6	10:11.525	1 Lap	1 Lap	77.00	1:40.431	2
3	344	1000	3 Andrew WILLIAMS	Kawasaki ZX10R - Standard signs	6	10:27.146	1 Lap	15.621	75.08	1:41.416	6
4	91	1000	4 Thomas HARRISON	Suzuki GSXR 1000 - RAW K9 NUTRITION	6	10:27.695	1 Lap	0.549	75.01	1:40.530	6
5	19	1000	5 Lee GRANT	Yamaha R1M - Grant carpentry and construction ltd	6	10:39.383	1 Lap	11.688	73.64	1:45.080	4
6	110	1000	6 Michael CLARKE	Yamaha R1 - BIKEBASE.ltd	6	10:40.099	1 Lap	0.716	73.56	1:45.021	2
7	508	1000	7 Daniel McFADDEN	Kawasaki ZX10RR - Danny McFadden Racing	6	10:40.503	1 Lap	0.404	73.51	1:44.698	3
8	32	1000	8 Louis FINLAYSON-GREEN	Honda CBR1000RR - Revs of Horsham	6	10:47.334	1 Lap	6.831	72.74	1:45.488	4
9	147	1000	9 Mark SKEVINGTON	Suzuki GSXR 1000 -	6	10:50.293	1 Lap	2.959	72.41	1:45.893	5
10	66	1000	10 Jonny HILL	Honda CBR1000 RR - Michael J Lonsdale Group	6	10:56.494	1 Lap	6.201	71.72	1:46.368	5
11	200	600	1 Dan BURNHAM	Triumph DAYTONA 675 - BDR RACING / KY JAX	6	11:05.543	1 Lap	9.049	70.75	1:42.307	5
12	107	1000	11 Dave WILLIAMSON	Kawasaki ZX10R - DWM Racing	6	11:08.641	1 Lap	3.098	70.42	1:47.525	5
13	212	600	2 Matt PALLETT	Kawasaki ZX6R - In:timber	6	11:09.015	1 Lap	0.374	70.38	1:42.385	5
14	22	600	3 Matt GATHERCOLE	Kawasaki ZX6R - Ride In Bike Tyres	6	11:10.111	1 Lap	1.096	70.26	1:44.120	3
15	51	600	4 Ross CLARKE	Kawasaki ZX6R - Ross Clarke Farriery	6	11:14.662	1 Lap	4.551	69.79	1:43.795	5
16	180	1000	12 Mark OVEL	Yamaha R1 - I NEED A SPONSOR	6	11:15.681	1 Lap	1.019	69.69	1:48.578	5
17	35	600	5 Reuben WARD	Kawasaki 636 -	6	11:16.350	1 Lap	0.669	69.62	1:45.080	2
18	888	1000	13 Paul FAGG	Honda CBR 1000RR -	6	11:24.261	1 Lap	7.911	68.81	1:51.124	3
19	82	1000	14 Paul MORRIS	Suzuki GSXR 1000 - Rpm Performance & Engineeri	6	11:29.201	1 Lap	4.940	68.32	1:51.951	5
20	111	1000	15 Evan FINLAYSON-GREEN	Honda CBR1000RR - Revs Of Horsham	6	11:41.955	1 Lap	12.754	67.08	1:54.045	5
21	179	600	6 Thomas GARNER	Yamaha R6 -	5	10:04.924	2 Laps	1 Lap	64.86	1:50.301	4
22	62	600	7 Oliver NUNN	Yamaha R6 - IT UK & STVL	5	10:05.996	2 Laps	1.072	64.75	1:50.447	4
23	165	600	8 Joshua HUMPHRIES	Yamaha R6 - GME Electrical racing	5	10:06.818	2 Laps	0.822	64.66	1:50.633	5
24	501	600	9 Ashley COID	Kawasaki ZX636R -	5	10:07.802	2 Laps	0.984	64.56	1:49.417	5
25	228	600	10 Paul McFADDEN	Kawasaki ZX636 - T.McFadden Plant Ltd	5	10:07.857	2 Laps	0.055	64.55	1:49.268	5
26	207	600	11 Harry STIMSON	Yamaha R6 -	5	10:09.963	2 Laps	2.106	64.33	1:51.058	5
27	155	600	12 Eliot SMITH	Honda CBR600RR - Pro-Moto Europe Ltd	5	10:12.834	2 Laps	2.871	64.03	1:51.986	4
28	85	600	13 David HATTERSLEY	Triumph 675 -	5	10:14.886	2 Laps	2.052	63.81	1:52.255	4
29	42	600	14 Kai EVANS	Suzuki GSXR 600 - CBS Ltd Construction and Engir	5	10:46.872	2 Laps	31.986	60.66	2:00.210	3
30	41	600	15 Daniel NURRISH	Yamaha R6 - Dcn Autobody	5	10:56.657	2 Laps	9.785	59.75	2:00.816	5
31	63	600	16 Robert BUSH	Suzuki GSXR 600 - Legacy Racing	5	11:28.886	2 Laps	32.229	56.96	2:06.525	3

NOT CLASSIFIED

DNF	30	600	Adam GATHERCOLE	Triumph DAYTONA 675 - Ride In Bike Tyres	5	9:26.728	2 Laps		69.24	1:44.161	4
NS	86	1000	Frederico LOPES	Kawasaki ZX10R - FLR Procurement Ltd	0						
NS	201	1000	Scott WEST	Suzuki GSXR1000 -	0						
NS	999	1000	Jack DWYER	Suzuki GSXR750 SRAD -	0						
NS	28	600	Craig BICKNELL	Yamaha R6 - On Point Security LTD	0						
NS	80	600	Stephen LANE	Kawasaki ZX6R -	0						

FASTEST LAP

100	1000	Antony HUNTER	Kawasaki ZX10 - Uncletoms motoring centre	3	1:39.407	78.94 mph	127.05 kph
200	600	Dan BURNHAM	Triumph DAYTONA 675 - BDR RACING / KY JAX	5	1:42.307	76.71 mph	123.45 kph

Bike 30 - Not running at time of Red Flag

Class 1000 - 92.5% of Race Speed = 71.78 mph

Class 600 - 92.5% of Race Speed = 65.44 mph

Cadwell Park: 2.1800 miles

Race Distance: 7 Laps / 15.26 miles

Start: 09:43 Flag 09:55 End: 09:57

Weather / Track : Cloudy / Drying

These results are provisional until the conclusion of any judicial and technical matters.

Clerk Of Course :	Stewards :	Timekeeper : Sarah Evans
-------------------	------------	--------------------------

Results can be found at www.tsl-timing.com

Printed - 09:59 Sunday, 27 June 2021



BMCRC - MRO Championships 2021 - Rnd 3 @ Cadwell Park

BMCRC Rookie 600 & Rookie 1000

RACE 19 - LAP CHART

LAP 1 @ 09:45:41.475

NO	BEHIND	LAP TIME
53		1:45.918
110	2.120	1:48.038
100	3.046	1:48.964
508	4.109	1:50.027
344	4.161	1:50.079
19	5.119	1:51.037
91	6.101	1:52.019
147	10.476	1:56.394
66	10.501	1:56.419
32	10.717	1:56.635
888	13.426	1:59.344
180	14.368	2:00.286
107	14.504	2:00.422
82	17.454	2:03.372
111	17.910	2:03.828
200	38.346	2:24.264
212	39.170	2:25.088
35	39.518	2:25.436
22	40.402	2:26.320
30	40.623	2:26.541
51	42.119	2:28.037
165	49.249	2:35.167
179	51.145	2:37.063
501	51.901	2:37.819
62	52.012	2:37.930
207	53.442	2:39.360
228	53.687	2:39.605
155	54.347	2:40.265
85	55.101	2:41.019
42	58.393	2:44.311
41	1:01.650	2:47.568
63	1:05.784	2:51.702

LAP 2 @ 09:47:21.906

NO	BEHIND	LAP TIME
53		1:40.431
100	3.024	1:40.409
110	6.710	1:45.021
344	7.508	1:43.778
508	8.487	1:44.809
19	10.059	1:45.371
91	10.306	1:44.636
147	16.624	1:46.579
32	17.206	1:46.920
66	19.642	1:49.572
888	25.103	1:52.108
107	27.131	1:53.058
180	27.292	1:53.355
82	31.209	1:54.186
111	32.931	1:55.452
212	42.113	1:43.374
200	43.470	1:45.555
35	44.167	1:45.080
22	44.627	1:44.656
30	45.075	1:44.883
51	47.612	1:45.924
165	1:04.075	1:55.257
179	1:04.181	1:53.467
501	1:05.905	1:54.435
62	1:06.083	1:54.502
207	1:07.548	1:54.537
228	1:07.881	1:54.625

LAP 3 @ 09:49:02.876

NO	BEHIND	LAP TIME
53		1:40.970
100	1.461	1:39.407
110	11.014	1:45.274
344	11.384	1:44.846
508	12.215	1:44.698
91	12.565	1:43.229
19	14.515	1:45.426
32	21.908	1:45.672
147	23.171	1:47.517
66	27.297	1:48.625
888	35.257	1:51.124
107	36.155	1:49.994
180	36.679	1:50.357
82	42.933	1:52.694
212	43.556	1:42.413
200	46.451	1:43.951
22	47.777	1:44.120
111	49.102	1:57.141
30	49.438	1:45.333
35	49.531	1:46.334
51	51.593	1:44.951
165	1:16.470	1:53.365
179	1:16.777	1:53.566
62	1:17.586	1:52.473
501	1:18.684	1:53.749
207	1:18.904	1:52.326
228	1:19.254	1:52.343
155	1:20.436	1:52.659
85	1:21.747	1:52.971
42	1:37.971	2:00.210

LAP 4 @ 09:50:43.990

NO	BEHIND	LAP TIME
100		1:39.653
53	0.368	1:41.482
41	1 Lap	2:02.116
344	14.000	1:43.730
110	16.671	1:46.771
91	17.319	1:45.868
508	18.375	1:47.274
19	18.481	1:45.080
63	1 Lap	2:06.525
32	26.282	1:45.488
147	28.114	1:46.057
66	33.459	1:47.276
107	42.942	1:47.901
888	46.819	1:52.676
180	46.845	1:51.280
212	47.116	1:44.674
200	50.336	1:44.999
22	51.521	1:44.858
30	52.485	1:44.161
35	54.498	1:46.081
82	55.320	1:53.501
51	55.420	1:44.941
111	1:03.860	1:55.872

LAP 5 @ 09:52:23.469

NO	BEHIND	LAP TIME
179	1:25.964	1:50.301
62	1:26.919	1:50.447
165	1:27.752	1:52.396
501	1:29.952	1:52.382
228	1:30.156	1:52.016
207	1:30.472	1:52.682
155	1:31.308	1:51.986
85	1:32.888	1:52.255
100		1:39.479
53	2.343	1:41.454
344	17.818	1:43.297
42	1 Lap	2:00.931
91	19.253	1:41.413
19	25.284	1:46.282
110	26.449	1:49.257
508	27.184	1:48.288
41	1 Lap	2:02.005
32	33.178	1:46.375
147	34.528	1:45.893
66	40.348	1:46.368
63	1 Lap	2:08.700
212	50.022	1:42.385
107	50.988	1:47.525
200	53.164	1:42.307
180	55.944	1:48.578
22	56.200	1:44.158
30	58.816	1:45.810
51	59.736	1:43.795
888	1:00.732	1:53.392
35	1:01.152	1:46.133
82	1:07.792	1:51.951
111	1:18.426	1:54.045
179	1:37.012	1:50.527
62	1:38.084	1:50.644
165	1:38.906	1:50.633

LAP 6 @ 09:54:03.234

NO	BEHIND	LAP TIME
100		1:39.765
501	1 Lap	1:49.417
228	1 Lap	1:49.268
207	1 Lap	1:51.058
53	3.848	1:41.270
155	1 Lap	1:53.093
85	1 Lap	1:53.565
344	19.469	1:41.416
91	20.018	1:40.530
19	31.706	1:46.187
110	32.422	1:45.738
508	32.826	1:45.407
42	1 Lap	2:00.651
32	39.657	1:46.244
147	42.616	1:47.853
66	48.817	1:48.234
41	1 Lap	2:00.816
200	57.866	1:44.467
107	1:00.964	1:49.741
212	1:01.338	1:51.081
22	1:02.434	1:45.999
51	1:06.985	1:47.014
180	1:08.004	1:51.825

LAP 7 @ 09:55:43.451

NO	BEHIND	LAP TIME
35	1:08.673	1:47.286
888	1:16.584	1:55.617
63	1 Lap	2:12.655
82	1:21.524	1:53.497
111	1:34.278	1:55.617
100		1:40.217

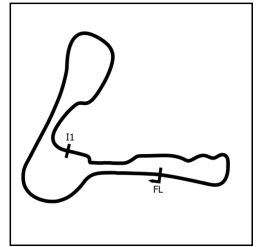
Weather / Track : Cloudy / Drying

Cadwell Park
Circuit Length = 2.1800 miles
Start: 09:43 Flag 09:55 End: 09:57

BMCRC - MRO Championships 2021 - Rnd 3 @ Cadwell Park

BMCRC Rookie 600 & Rookie 1000

RACE 19 - SECTOR ANALYSIS



SECTOR 1 = FL to I1, SECTOR 2 = I1 to FL, DIFF = Difference To Personal Best Lap, P = Crossed Finish Line in Pit Lane, D = Time Disallowed

P1 100 1000 Antony HUNTER		Kawasaki ZX10 - Uncletoms motoring centre				
IDEAL LAP TIME : 1:38.882		BEST LAP TIME : 1:39.407		DIFFERENCE : 0.525		
LAP	SECTOR 1	SECTOR 2	LAP TIME	MPH	DIFF	TIME OF DAY
1 -		44.357	1:48.964	72.02	9.557	09:45:44.521
2 -	57.426	42.983	1:40.409	78.16	1.002	09:47:24.930
3 -	57.015	42.392	1:39.407 (1)	78.94		09:49:04.337
4 -	57.509	42.144	1:39.653 (3)	78.75	0.246	09:50:43.990
5 -	57.181	42.298	1:39.479 (2)	78.89	0.072	09:52:23.469
6 -	56.738	43.027	1:39.765	78.66	0.358	09:54:03.234
7 -	57.247	42.970	1:40.217	78.31	0.810	09:55:43.451

P2 53 1000 Seamus McGLYNN		Yamaha R1 -				
IDEAL LAP TIME : 1:40.278		BEST LAP TIME : 1:40.431		DIFFERENCE : 0.153		
LAP	SECTOR 1	SECTOR 2	LAP TIME	MPH	DIFF	TIME OF DAY
1 -		42.667	1:45.918	74.09	5.487	09:45:41.475
2 -	58.420	42.011	1:40.431 (1)	78.14		09:47:21.906
3 -	59.112	41.858	1:40.970 (2)	77.72	0.539	09:49:02.876
4 -	59.244	42.238	1:41.482	77.33	1.051	09:50:44.358
5 -	59.254	42.200	1:41.454	77.35	1.023	09:52:25.812
6 -	58.814	42.456	1:41.270 (3)	77.49	0.839	09:54:07.082

P3 344 1000 Andrew WILLIAMS		Kawasaki ZX10R - Standard signs				
IDEAL LAP TIME : 1:40.857		BEST LAP TIME : 1:41.416		DIFFERENCE : 0.559		
LAP	SECTOR 1	SECTOR 2	LAP TIME	MPH	DIFF	TIME OF DAY
1 -		44.423	1:50.079	71.29	8.663	09:45:45.636
2 -	59.075	44.703	1:43.778	75.62	2.362	09:47:29.414
3 -	1:00.856	43.990	1:44.846	74.85	3.430	09:49:14.260
4 -	59.561	44.169	1:43.730 (3)	75.65	2.314	09:50:57.990
5 -	59.761	43.536	1:43.297 (2)	75.97	1.881	09:52:41.287
6 -	58.768	42.648	1:41.416 (1)	77.38		09:54:22.703

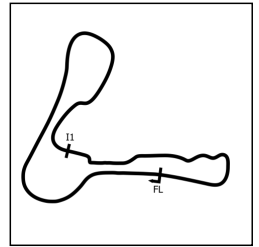
P4 91 1000 Thomas HARRISON		Suzuki GSXR 1000 - RAW K9 NUTRITION				
IDEAL LAP TIME : 1:39.718		BEST LAP TIME : 1:40.530		DIFFERENCE : 0.812		
LAP	SECTOR 1	SECTOR 2	LAP TIME	MPH	DIFF	TIME OF DAY
1 -		44.917	1:52.019	70.06	11.489	09:45:47.576
2 -	59.844	44.792	1:44.636	75.00	4.106	09:47:32.212
3 -	59.252	43.977	1:43.229 (3)	76.02	2.699	09:49:15.441
4 -	59.718	46.150	1:45.868	74.13	5.338	09:51:01.309
5 -	58.320	43.093	1:41.413 (2)	77.38	0.883	09:52:42.722
6 -	58.170	42.360	1:40.530 (1)	78.06		09:54:23.252

P5 19 1000 Lee GRANT		Yamaha R1M - Grant carpentry and construction ltd				
IDEAL LAP TIME : 1:44.378		BEST LAP TIME : 1:45.080		DIFFERENCE : 0.702		
LAP	SECTOR 1	SECTOR 2	LAP TIME	MPH	DIFF	TIME OF DAY
1 -		44.682	1:51.037	70.67	5.957	09:45:46.594
2 -	1:00.475	44.896	1:45.371 (2)	74.48	0.291	09:47:31.965
3 -	1:00.689	44.737	1:45.426 (3)	74.44	0.346	09:49:17.391
4 -	59.696	45.384	1:45.080 (1)	74.68		09:51:02.471
5 -	1:00.408	45.874	1:46.282	73.84	1.202	09:52:48.753
6 -	1:01.229	44.958	1:46.187	73.90	1.107	09:54:34.940

BMCRC - MRO Championships 2021 - Rnd 3 @ Cadwell Park

BMCRC Rookie 600 & Rookie 1000

RACE 19 - SECTOR ANALYSIS



SECTOR 1 = FL to I1, SECTOR 2 = I1 to FL, DIFF = Difference To Personal Best Lap, P = Crossed Finish Line in Pit Lane, D = Time Disallowed

P6 110 1000 Michael CLARKE		Yamaha R1 - BIKEBASE.ltd				
IDEAL LAP TIME : 1:43.727		BEST LAP TIME : 1:45.021				
		DIFFERENCE : 1.294				
LAP	SECTOR 1	SECTOR 2	LAP TIME	MPH	DIFF	TIME OF DAY
1 -		43.983	1:48.038	72.64	3.017	09:45:43.595
2 -	1:00.308	44.713	1:45.021 (1)	74.72		09:47:28.616
3 -	1:01.161	44.113	1:45.274 (2)	74.54	0.253	09:49:13.890
4 -	1:01.006	45.765	1:46.771	73.50	1.750	09:51:00.661
5 -	1:02.456	46.801	1:49.257	71.83	4.236	09:52:49.918
6 -	1:01.327	44.411	1:45.738 (3)	74.22	0.717	09:54:35.656

P7 508 1000 Daniel McFADDEN		Kawasaki ZX10RR - Danny McFadden Racing				
IDEAL LAP TIME : 1:44.492		BEST LAP TIME : 1:44.698				
		DIFFERENCE : 0.206				
LAP	SECTOR 1	SECTOR 2	LAP TIME	MPH	DIFF	TIME OF DAY
1 -		43.985	1:50.027	71.32	5.329	09:45:45.584
2 -	1:00.945	43.864	1:44.809 (2)	74.87	0.111	09:47:30.393
3 -	1:00.839	43.859	1:44.698 (1)	74.95		09:49:15.091
4 -	1:00.857	46.417	1:47.274	73.15	2.576	09:51:02.365
5 -	1:01.173	47.115	1:48.288	72.47	3.590	09:52:50.653
6 -	1:00.984	44.423	1:45.407 (3)	74.45	0.709	09:54:36.060

P8 32 1000 Louis FINLAYSON-GREEN		Honda CBR1000RR - Revs of Horsham				
IDEAL LAP TIME : 1:45.318		BEST LAP TIME : 1:45.488				
		DIFFERENCE : 0.170				
LAP	SECTOR 1	SECTOR 2	LAP TIME	MPH	DIFF	TIME OF DAY
1 -		46.280	1:56.635	67.28	11.147	09:45:52.192
2 -	1:00.955	45.965	1:46.920	73.40	1.432	09:47:39.112
3 -	1:01.100	44.572	1:45.672 (2)	74.26	0.184	09:49:24.784
4 -	1:00.866	44.622	1:45.488 (1)	74.39		09:51:10.272
5 -	1:01.598	44.777	1:46.375	73.77	0.887	09:52:56.647
6 -	1:01.792	44.452	1:46.244 (3)	73.86	0.756	09:54:42.891

P9 147 1000 Mark SKEVINGTON		Suzuki GSXR 1000 -				
IDEAL LAP TIME : 1:45.583		BEST LAP TIME : 1:45.893				
		DIFFERENCE : 0.310				
LAP	SECTOR 1	SECTOR 2	LAP TIME	MPH	DIFF	TIME OF DAY
1 -		46.659	1:56.394	67.42	10.501	09:45:51.951
2 -	1:00.857	45.722	1:46.579 (3)	73.63	0.686	09:47:38.530
3 -	1:02.013	45.504	1:47.517	72.99	1.624	09:49:26.047
4 -	1:00.936	45.121	1:46.057 (2)	73.99	0.164	09:51:12.104
5 -	1:01.140	44.753	1:45.893 (1)	74.11		09:52:57.997
6 -	1:03.127	44.726	1:47.853	72.76	1.960	09:54:45.850

P10 66 1000 Jonny HILL		Honda CBR1000 RR - Michael J Lonsdale Group				
IDEAL LAP TIME : 1:46.074		BEST LAP TIME : 1:46.368				
		DIFFERENCE : 0.294				
LAP	SECTOR 1	SECTOR 2	LAP TIME	MPH	DIFF	TIME OF DAY
1 -		47.546	1:56.419	67.41	10.051	09:45:51.976
2 -	1:02.635	46.937	1:49.572	71.62	3.204	09:47:41.548
3 -	1:02.068	46.557	1:48.625	72.24	2.257	09:49:30.173
4 -	1:01.752	45.524	1:47.276 (2)	73.15	0.908	09:51:17.449
5 -	1:01.133	45.235	1:46.368 (1)	73.78		09:53:03.817
6 -	1:00.839	47.395	1:48.234 (3)	72.51	1.866	09:54:52.051

Weather / Track : Cloudy / Drying

Cadwell Park
Circuit Length = 2.1800 miles
Start: 09:43 Flag 09:55 End: 09:57

BMCRC - MRO Championships 2021 - Rnd 3 @ Cadwell Park

BMCRC Rookie 600 & Rookie 1000

RACE 19 - SECTOR ANALYSIS



SECTOR 1 = FL to I1, SECTOR 2 = I1 to FL, DIFF = Difference To Personal Best Lap, P = Crossed Finish Line in Pit Lane, D = Time Disallowed

P11 200 600 Dan BURNHAM			Triumph DAYTONA 675 - BDR RACING / KY JAX			
IDEAL LAP TIME : 1:42.307		BEST LAP TIME : 1:42.307		DIFFERENCE : 0.000		
LAP	SECTOR 1	SECTOR 2	LAP TIME	MPH	DIFF	TIME OF DAY
1 -		44.908	2:24.264	54.40	41.957	09:46:19.821
2 -	1:00.454	45.101	1:45.555	74.35	3.248	09:48:05.376
3 -	59.629	44.322	1:43.951 (2)	75.49	1.644	09:49:49.327
4 -	1:01.217	43.782	1:44.999	74.74	2.692	09:51:34.326
5 -	58.957	43.350	1:42.307 (1)	76.71		09:53:16.633
6 -	1:00.696	43.771	1:44.467 (3)	75.12	2.160	09:55:01.100

P12 107 1000 Dave WILLIAMSON			Kawasaki ZX10R - DWM Racing			
IDEAL LAP TIME : 1:47.474		BEST LAP TIME : 1:47.525		DIFFERENCE : 0.051		
LAP	SECTOR 1	SECTOR 2	LAP TIME	MPH	DIFF	TIME OF DAY
1 -		48.350	2:00.422	65.17	12.897	09:45:55.979
2 -	1:03.691	49.367	1:53.058	69.41	5.533	09:47:49.037
3 -	1:02.538	47.456	1:49.994	71.34	2.469	09:49:39.031
4 -	1:01.466	46.435	1:47.901 (2)	72.73	0.376	09:51:26.932
5 -	1:01.517	46.008	1:47.525 (1)	72.98		09:53:14.457
6 -	1:03.326	46.415	1:49.741 (3)	71.51	2.216	09:55:04.198

P13 212 600 Matt PALLETT			Kawasaki ZX6R - In:timber			
IDEAL LAP TIME : 1:41.203		BEST LAP TIME : 1:42.385		DIFFERENCE : 1.182		
LAP	SECTOR 1	SECTOR 2	LAP TIME	MPH	DIFF	TIME OF DAY
1 -		44.681	2:25.088	54.09	42.703	09:46:20.645
2 -	59.171	44.203	1:43.374 (3)	75.91	0.989	09:48:04.019
3 -	58.926	43.487	1:42.413 (2)	76.63	0.028	09:49:46.432
4 -	59.676	44.998	1:44.674	74.97	2.289	09:51:31.106
5 -	59.044	43.341	1:42.385 (1)	76.65		09:53:13.491
6 -	1:08.804	42.277	1:51.081	70.65	8.696	09:55:04.572

P14 22 600 Matt GATHERCOLE			Kawasaki ZX6R - Ride In Bike Tyres			
IDEAL LAP TIME : 1:43.228		BEST LAP TIME : 1:44.120		DIFFERENCE : 0.892		
LAP	SECTOR 1	SECTOR 2	LAP TIME	MPH	DIFF	TIME OF DAY
1 -		45.329	2:26.320	53.63	42.200	09:46:21.877
2 -	1:00.080	44.576	1:44.656 (3)	74.98	0.536	09:48:06.533
3 -	1:00.197	43.923	1:44.120 (1)	75.37		09:49:50.653
4 -	1:00.648	44.210	1:44.858	74.84	0.738	09:51:35.511
5 -	1:00.178	43.980	1:44.158 (2)	75.34	0.038	09:53:19.669
6 -	1:02.851	43.148	1:45.999	74.03	1.879	09:55:05.668

P15 51 600 Ross CLARKE			Kawasaki ZX6R - Ross Clarke Farriery			
IDEAL LAP TIME : 1:43.467		BEST LAP TIME : 1:43.795		DIFFERENCE : 0.328		
LAP	SECTOR 1	SECTOR 2	LAP TIME	MPH	DIFF	TIME OF DAY
1 -		45.366	2:28.037	53.01	44.242	09:46:23.594
2 -	1:00.915	45.009	1:45.924	74.09	2.129	09:48:09.518
3 -	1:00.707	44.244	1:44.951 (3)	74.77	1.156	09:49:54.469
4 -	59.967	44.974	1:44.941 (2)	74.78	1.146	09:51:39.410
5 -	59.223	44.572	1:43.795 (1)	75.61		09:53:23.205
6 -	1:01.760	45.254	1:47.014	73.33	3.219	09:55:10.219

Weather / Track : Cloudy / Drying

Cadwell Park
Circuit Length = 2.1800 miles
Start: 09:43 Flag 09:55 End: 09:57

BMCRC - MRO Championships 2021 - Rnd 3 @ Cadwell Park

BMCRC Rookie 600 & Rookie 1000

RACE 19 - SECTOR ANALYSIS



SECTOR 1 = FL to I1, SECTOR 2 = I1 to FL, DIFF = Difference To Personal Best Lap, P = Crossed Finish Line in Pit Lane, D = Time Disallowed

P16 180 1000 Mark OVEL			Yamaha R1 - I NEED A SPONSOR			
IDEAL LAP TIME : 1:48.573		BEST LAP TIME : 1:48.578		DIFFERENCE : 0.005		
LAP	SECTOR 1	SECTOR 2	LAP TIME	MPH	DIFF	TIME OF DAY
1 -		48.140	2:00.286	65.24	11.708	09:45:55.843
2 -	1:05.164	48.191	1:53.355	69.23	4.777	09:47:49.198
3 -	1:03.967	46.390	1:50.357 (2)	71.11	1.779	09:49:39.555
4 -	1:04.084	47.196	1:51.280 (3)	70.52	2.702	09:51:30.835
5 -	1:02.897	45.681	1:48.578 (1)	72.28		09:53:19.413
6 -	1:06.149	45.676	1:51.825	70.18	3.247	09:55:11.238

P17 35 600 Reuben WARD			Kawasaki 636 -			
IDEAL LAP TIME : 1:44.255		BEST LAP TIME : 1:45.080		DIFFERENCE : 0.825		
LAP	SECTOR 1	SECTOR 2	LAP TIME	MPH	DIFF	TIME OF DAY
1 -		44.773	2:25.436	53.96	40.356	09:46:20.993
2 -	1:00.151	44.929	1:45.080 (1)	74.68		09:48:06.073
3 -	1:01.220	45.114	1:46.334	73.80	1.254	09:49:52.407
4 -	1:01.719	44.362	1:46.081 (2)	73.98	1.001	09:51:38.488
5 -	1:01.388	44.745	1:46.133 (3)	73.94	1.053	09:53:24.621
6 -	1:03.182	44.104	1:47.286	73.15	2.206	09:55:11.907

P18 888 1000 Paul FAGG			Honda CBR 1000RR -			
IDEAL LAP TIME : 1:51.124		BEST LAP TIME : 1:51.124		DIFFERENCE : 0.000		
LAP	SECTOR 1	SECTOR 2	LAP TIME	MPH	DIFF	TIME OF DAY
1 -		48.248	1:59.344	65.75	8.220	09:45:54.901
2 -	1:04.540	47.568	1:52.108 (2)	70.00	0.984	09:47:47.009
3 -	1:03.761	47.363	1:51.124 (1)	70.62		09:49:38.133
4 -	1:04.495	48.181	1:52.676 (3)	69.65	1.552	09:51:30.809
5 -	1:04.629	48.763	1:53.392	69.21	2.268	09:53:24.201
6 -	1:06.463	49.154	1:55.617	67.87	4.493	09:55:19.818

P19 82 1000 Paul MORRIS			Suzuki GSXR 1000 - Rpm Performance & Engineering			
IDEAL LAP TIME : 1:51.392		BEST LAP TIME : 1:51.951		DIFFERENCE : 0.559		
LAP	SECTOR 1	SECTOR 2	LAP TIME	MPH	DIFF	TIME OF DAY
1 -		49.302	2:03.372	63.61	11.421	09:45:58.929
2 -	1:05.639	48.547	1:54.186	68.73	2.235	09:47:53.115
3 -	1:05.500	47.194	1:52.694 (2)	69.64	0.743	09:49:45.809
4 -	1:05.491	48.010	1:53.501	69.14	1.550	09:51:39.310
5 -	1:04.842	47.109	1:51.951 (1)	70.10		09:53:31.261
6 -	1:04.283	49.214	1:53.497 (3)	69.14	1.546	09:55:24.758

P20 111 1000 Evan FINLAYSON-GREEN			Honda CBR1000RR - Revs Of Horsham			
IDEAL LAP TIME : 1:54.045		BEST LAP TIME : 1:54.045		DIFFERENCE : 0.000		
LAP	SECTOR 1	SECTOR 2	LAP TIME	MPH	DIFF	TIME OF DAY
1 -		48.951	2:03.828	63.37	9.783	09:45:59.385
2 -	1:06.903	48.549	1:55.452 (2)	67.97	1.407	09:47:54.837
3 -	1:07.999	49.142	1:57.141	66.99	3.096	09:49:51.978
4 -	1:07.528	48.344	1:55.872	67.73	1.827	09:51:47.850
5 -	1:06.276	47.769	1:54.045 (1)	68.81		09:53:41.895
6 -	1:07.548	48.069	1:55.617 (3)	67.87	1.572	09:55:37.512

BMCRC - MRO Championships 2021 - Rnd 3 @ Cadwell Park

BMCRC Rookie 600 & Rookie 1000

RACE 19 - SECTOR ANALYSIS



SECTOR 1 = FL to I1, SECTOR 2 = I1 to FL, DIFF = Difference To Personal Best Lap, P = Crossed Finish Line in Pit Lane, D = Time Disallowed

P21 179 600		Thomas GARNER		Yamaha R6 -		
IDEAL LAP TIME : 1:49.666		BEST LAP TIME : 1:50.301		DIFFERENCE : 0.635		
LAP	SECTOR 1	SECTOR 2	LAP TIME	MPH	DIFF	TIME OF DAY
1 -		49.375	2:37.063	49.96	46.762	09:46:32.620
2 -	1:05.427	48.040	1:53.467 (3)	69.16	3.166	09:48:26.087
3 -	1:06.011	47.555	1:53.566	69.10	3.265	09:50:19.653
4 -	1:03.859	46.442	1:50.301 (1)	71.15		09:52:09.954
5 -	1:04.022	46.505	1:50.527 (2)	71.00	0.226	09:54:00.481

P22 62 600		Oliver NUNN		Yamaha R6 - IT UK & STVL		
IDEAL LAP TIME : 1:49.911		BEST LAP TIME : 1:50.447		DIFFERENCE : 0.536		
LAP	SECTOR 1	SECTOR 2	LAP TIME	MPH	DIFF	TIME OF DAY
1 -		49.831	2:37.930	49.69	47.483	09:46:33.487
2 -	1:05.655	48.847	1:54.502	68.54	4.055	09:48:27.989
3 -	1:04.599	47.874	1:52.473 (3)	69.77	2.026	09:50:20.462
4 -	1:03.980	46.467	1:50.447 (1)	71.05		09:52:10.909
5 -	1:03.444	47.200	1:50.644 (2)	70.93	0.197	09:54:01.553

P23 165 600		Joshua HUMPHRIES		Yamaha R6 - GME Electrical racing		
IDEAL LAP TIME : 1:50.276		BEST LAP TIME : 1:50.633		DIFFERENCE : 0.357		
LAP	SECTOR 1	SECTOR 2	LAP TIME	MPH	DIFF	TIME OF DAY
1 -		48.635	2:35.167	50.57	44.534	09:46:30.724
2 -	1:06.820	48.437	1:55.257	68.09	4.624	09:48:25.981
3 -	1:05.600	47.765	1:53.365 (3)	69.22	2.732	09:50:19.346
4 -	1:05.557	46.839	1:52.396 (2)	69.82	1.763	09:52:11.742
5 -	1:03.729	46.904	1:50.633 (1)	70.93		09:54:02.375

P24 501 600		Ashley COID		Kawasaki ZX636R -		
IDEAL LAP TIME : 1:49.100		BEST LAP TIME : 1:49.417		DIFFERENCE : 0.317		
LAP	SECTOR 1	SECTOR 2	LAP TIME	MPH	DIFF	TIME OF DAY
1 -		50.495	2:37.819	49.72	48.402	09:46:33.376
2 -	1:04.984	49.451	1:54.435	68.58	5.018	09:48:27.811
3 -	1:04.992	48.757	1:53.749 (3)	68.99	4.332	09:50:21.560
4 -	1:03.486	48.896	1:52.382 (2)	69.83	2.965	09:52:13.942
5 -	1:02.012	47.405	1:49.417 (1)	71.72		09:54:03.359

P25 228 600		Paul McFADDEN		Kawasaki ZX636 - T.McFadden Plant Ltd		
IDEAL LAP TIME : 1:49.268		BEST LAP TIME : 1:49.268		DIFFERENCE : 0.000		
LAP	SECTOR 1	SECTOR 2	LAP TIME	MPH	DIFF	TIME OF DAY
1 -		49.732	2:39.605	49.17	50.337	09:46:35.162
2 -	1:05.888	48.737	1:54.625	68.46	5.357	09:48:29.787
3 -	1:04.939	47.404	1:52.343 (3)	69.85	3.075	09:50:22.130
4 -	1:04.243	47.773	1:52.016 (2)	70.06	2.748	09:52:14.146
5 -	1:02.978	46.290	1:49.268 (1)	71.82		09:54:03.414

P26 207 600		Harry STIMSON		Yamaha R6 -		
IDEAL LAP TIME : 1:51.058		BEST LAP TIME : 1:51.058		DIFFERENCE : 0.000		
LAP	SECTOR 1	SECTOR 2	LAP TIME	MPH	DIFF	TIME OF DAY
1 -		50.254	2:39.360	49.24	48.302	09:46:34.917
2 -	1:05.759	48.778	1:54.537	68.51	3.479	09:48:29.454
3 -	1:04.649	47.677	1:52.326 (2)	69.86	1.268	09:50:21.780
4 -	1:03.975	48.707	1:52.682 (3)	69.64	1.624	09:52:14.462
5 -	1:03.562	47.496	1:51.058 (1)	70.66		09:54:05.520

Weather / Track : Cloudy / Drying

Cadwell Park
Circuit Length = 2.1800 miles
Start: 09:43 Flag 09:55 End: 09:57

BMCRC - MRO Championships 2021 - Rnd 3 @ Cadwell Park

BMCRC Rookie 600 & Rookie 1000

RACE 19 - SECTOR ANALYSIS



SECTOR 1 = FL to I1, SECTOR 2 = I1 to FL, DIFF = Difference To Personal Best Lap, P = Crossed Finish Line in Pit Lane, D = Time Disallowed

P27 155 600 Eliot SMITH		Honda CBR600RR - Pro-Moto Europe Ltd				
IDEAL LAP TIME : 1:51.973		BEST LAP TIME : 1:51.986		DIFFERENCE : 0.013		
LAP	SECTOR 1	SECTOR 2	LAP TIME	MPH	DIFF	TIME OF DAY
1 -		50.621	2:40.265	48.96	48.279	09:46:35.822
2 -	1:06.276	48.555	1:54.831	68.34	2.845	09:48:30.653
3 -	1:05.456	47.203	1:52.659 (2)	69.66	0.673	09:50:23.312
4 -	1:04.770	47.216	1:51.986 (1)	70.08		09:52:15.298
5 -	1:04.988	48.105	1:53.093 (3)	69.39	1.107	09:54:08.391

P28 85 600 David HATTERSLEY		Triumph 675 -				
IDEAL LAP TIME : 1:51.532		BEST LAP TIME : 1:52.255		DIFFERENCE : 0.723		
LAP	SECTOR 1	SECTOR 2	LAP TIME	MPH	DIFF	TIME OF DAY
1 -		50.565	2:41.019	48.73	48.764	09:46:36.576
2 -	1:06.587	48.489	1:55.076	68.19	2.821	09:48:31.652
3 -	1:05.376	47.595	1:52.971 (2)	69.46	0.716	09:50:24.623
4 -	1:04.494	47.761	1:52.255 (1)	69.91		09:52:16.878
5 -	1:06.526	47.039	1:53.565 (3)	69.10	1.310	09:54:10.443

P29 42 600 Kai EVANS		Suzuki GSXR 600 - CBS Ltd Construction and Engineering				
IDEAL LAP TIME : 2:00.180		BEST LAP TIME : 2:00.210		DIFFERENCE : 0.030		
LAP	SECTOR 1	SECTOR 2	LAP TIME	MPH	DIFF	TIME OF DAY
1 -		51.070	2:44.311	47.76	44.101	09:46:39.868
2 -	1:09.845	50.924	2:00.769 (3)	64.98	0.559	09:48:40.637
3 -	1:09.834	50.376	2:00.210 (1)	65.28		09:50:40.847
4 -	1:10.569	50.362	2:00.931	64.89	0.721	09:52:41.778
5 -	1:09.818	50.833	2:00.651 (2)	65.04	0.441	09:54:42.429

P30 41 600 Daniel NURRISH		Yamaha R6 - Dcn Autobody				
IDEAL LAP TIME : 2:00.816		BEST LAP TIME : 2:00.816		DIFFERENCE : 0.000		
LAP	SECTOR 1	SECTOR 2	LAP TIME	MPH	DIFF	TIME OF DAY
1 -		53.092	2:47.568	46.83	46.752	09:46:43.125
2 -	1:11.002	53.150	2:04.152	63.21	3.336	09:48:47.277
3 -	1:10.299	51.817	2:02.116 (3)	64.26	1.300	09:50:49.393
4 -	1:09.926	52.079	2:02.005 (2)	64.32	1.189	09:52:51.398
5 -	1:09.912	50.904	2:00.816 (1)	64.95		09:54:52.214

P31 63 600 Robert BUSH		Suzuki GSXR 600 - Legacy Racing				
IDEAL LAP TIME : 2:06.279		BEST LAP TIME : 2:06.525		DIFFERENCE : 0.246		
LAP	SECTOR 1	SECTOR 2	LAP TIME	MPH	DIFF	TIME OF DAY
1 -		53.979	2:51.702	45.70	45.177	09:46:47.259
2 -	1:16.028	53.276	2:09.304 (3)	60.69	2.779	09:48:56.563
3 -	1:13.648	52.877	2:06.525 (1)	62.02		09:51:03.088
4 -	1:16.069	52.631	2:08.700 (2)	60.97	2.175	09:53:11.788
5 -	1:18.461	54.194	2:12.655	59.16	6.130	09:55:24.443

P32 30 600 Adam GATHERCOLE		Triumph DAYTONA 675 - Ride In Bike Tyres				
IDEAL LAP TIME : 1:43.945		BEST LAP TIME : 1:44.161		DIFFERENCE : 0.216		
LAP	SECTOR 1	SECTOR 2	LAP TIME	MPH	DIFF	TIME OF DAY
1 -		45.088	2:26.541	53.55	42.380	09:46:22.098
2 -	1:00.500	44.383	1:44.883 (2)	74.82	0.722	09:48:06.981
3 -	1:00.708	44.625	1:45.333 (3)	74.50	1.172	09:49:52.314
4 -	59.562	44.599	1:44.161 (1)	75.34		09:51:36.475
5 -	1:00.725	45.085	1:45.810	74.17	1.649	09:53:22.285

Weather / Track : Cloudy / Drying

Cadwell Park
Circuit Length = 2.1800 miles
Start: 09:43 Flag 09:55 End: 09:57

BMCRC - MRO Championships 2021 - Rnd 3 @ Cadwell Park

BMCRC Rookie 600 & Rookie 1000

RACE 19 - BEST SECTORS

SECTOR 1			SECTOR 2			IDEAL / BEST COMPARISON						
POS	NO	NAME	TIME	NO	NAME	TIME	POS	NO	NAME	IDEAL	BEST	DIFF
1	100	HUNTER	56.738	53	McGLYNN	41.858	1	100	HUNTER	1:38.882	1:39.407	0.525
2	91	HARRISON	57.358	100	HUNTER	42.144	2	91	HARRISON	1:39.718	1:40.530	0.812
3	344	WILLIAMS	58.209	212	PALLET	42.277	3	53	McGLYNN	1:40.278	1:40.431	0.153
4	53	McGLYNN	58.420	91	HARRISON	42.360	4	344	WILLIAMS	1:40.857	1:41.416	0.559
5	212	PALLET	58.926	344	WILLIAMS	42.648	5	212	PALLET	1:41.203	1:42.385	1.182
6	200	BURNHAM	58.957	22	GATHERCOLE	43.148	6	200	BURNHAM	1:42.307	1:42.307	0.000
7	51	CLARKE	59.223	200	BURNHAM	43.350	7	22	GATHERCOLE	1:43.228	1:44.120	0.892
8	30	GATHERCOLE	59.562	508	McFADDEN	43.859	8	51	CLARKE	1:43.467	1:43.795	0.328
9	19	GRANT	59.696	110	CLARKE	43.983	9	110	CLARKE	1:43.727	1:45.021	1.294
10	110	CLARKE	59.744	35	WARD	44.104	10	30	GATHERCOLE	1:43.945	1:44.161	0.216
11	22	GATHERCOLE	1:00.080	51	CLARKE	44.244	11	35	WARD	1:44.255	1:45.080	0.825
12	35	WARD	1:00.151	30	GATHERCOLE	44.383	12	19	GRANT	1:44.378	1:45.080	0.702
13	508	McFADDEN	1:00.633	32	FINLAYSON-GREEN	44.452	13	508	McFADDEN	1:44.492	1:44.698	0.206
14	66	HILL	1:00.839	19	GRANT	44.682	14	32	FINLAYSON-GREEN	1:45.318	1:45.488	0.170
15	147	SKEVINGTON	1:00.857	147	SKEVINGTON	44.726	15	147	SKEVINGTON	1:45.583	1:45.893	0.310
16	32	FINLAYSON-GREEN	1:00.866	66	HILL	45.235	16	66	HILL	1:46.074	1:46.368	0.294
17	107	WILLIAMSON	1:01.466	180	OVEL	45.676	17	107	WILLIAMSON	1:47.474	1:47.525	0.051
18	501	COID	1:02.012	107	WILLIAMSON	46.008	18	180	OVEL	1:48.573	1:48.578	0.005
19	180	OVEL	1:02.897	179	GARNER	46.102	19	501	COID	1:49.100	1:49.417	0.317
20	228	McFADDEN	1:02.978	228	McFADDEN	46.290	20	228	McFADDEN	1:49.268	1:49.268	0.000
21	165	HUMPHRIES	1:03.437	62	NUNN	46.467	21	179	GARNER	1:49.666	1:50.301	0.635
22	62	NUNN	1:03.444	165	HUMPHRIES	46.839	22	62	NUNN	1:49.911	1:50.447	0.536
23	207	STIMSON	1:03.562	85	HATTERSLEY	47.039	23	165	HUMPHRIES	1:50.276	1:50.633	0.357
24	179	GARNER	1:03.564	501	COID	47.088	24	207	STIMSON	1:51.058	1:51.058	0.000
25	888	FAGG	1:03.761	82	MORRIS	47.109	25	888	FAGG	1:51.124	1:51.124	0.000
26	82	MORRIS	1:04.283	155	SMITH	47.203	26	82	MORRIS	1:51.392	1:51.951	0.559
27	85	HATTERSLEY	1:04.493	888	FAGG	47.363	27	85	HATTERSLEY	1:51.532	1:52.255	0.723
28	155	SMITH	1:04.770	207	STIMSON	47.496	28	155	SMITH	1:51.973	1:51.986	0.013
29	111	FINLAYSON-GREEN	1:06.276	111	FINLAYSON-GREEN	47.769	29	111	FINLAYSON-GREEN	1:54.045	1:54.045	0.000
30	42	EVANS	1:09.818	42	EVANS	50.362	30	42	EVANS	2:00.180	2:00.210	0.030
31	41	NURRISH	1:09.912	41	NURRISH	50.904	31	41	NURRISH	2:00.816	2:00.816	0.000
32	63	BUSH	1:13.648	63	BUSH	52.631	32	63	BUSH	2:06.279	2:06.525	0.246

Weather / Track : Cloudy / Drying

Results can be found at www.tsl-timing.com

Cadwell Park

Circuit Length = 2.1800 miles

Start: 09:43 Flag 09:55 End: 09:57

Printed - 10:01 Sunday, 27 June 2021

BMCRC - MRO Championships 2021 - Rnd 3 @ Cadwell Park

BMCRC Rookie 600 & Rookie 1000

RACE 19 - STATISTICS

Competitors Started 32
Planned Start 2021-06-27 @ 09:25:00.000
Actual Start 2021-06-27 @ 09:43:55.556
Finish Time 2021-06-27 @ 09:55:43.450
Track Length 2.1800mi.
Total Laps 181
Total Distance Covered 394.5833mi.

Session Fastest Lap History

NO	CL	NAME	LAP TIME	TIME OF DAY	LAP	VEHICLE
53	1000	Seamus McGLYNN	1:45.918	09:45:41.498	1	Yamaha R1
53	1000	Seamus McGLYNN	1:40.431	09:47:21.929	2	Yamaha R1
100	1000	Antony HUNTER	1:40.409	09:47:24.953	2	Kawasaki ZX10
100	1000	Antony HUNTER	1:39.407	09:49:04.360	3	Kawasaki ZX10

Session Leader History

NO	CL	NAME	FROM LAP	LAPS LED	DISTANCE	VEHICLE
53	1000	Seamus McGLYNN	1	3	6.54 miles	Yamaha R1
100	1000	Antony HUNTER	4	4	8.72 miles	Kawasaki ZX10

Flag History

TYPE	TIME OF DAY
GREEN	09:43:55.556
FINISH	09:55:43.450

Flag Statistics

TYPE	COUNT	TOTAL LAPS	TOTAL TIME
Green	1	7	14:02.330
Red	0	0	0.000
Safety Car	0	0	0.000
FCY	0	0	0.000

BMCRC - MRO Championships 2021 - Rnd 3 @ Cadwell Park

BMCRC Rookie 600 & Rookie 1000

RACE 19 - STATISTICS

CLASS : 1000

15 Starters

Fastest Lap History

NO	NAME	LAP TIME	TIME OF DAY	LAP	VEHICLE
53	Seamus McGLYNN	1:45.918	09:45:41.498	1	Yamaha R1
53	Seamus McGLYNN	1:40.431	09:47:21.929	2	Yamaha R1
100	Antony HUNTER	1:40.409	09:47:24.953	2	Kawasaki ZX10
100	Antony HUNTER	1:39.407	09:49:04.360	3	Kawasaki ZX10

Leader History

NO	NAME	FROM LAP	LAPS LED	DISTANCE	VEHICLE
53	Seamus McGLYNN	1	3	6.54 miles	Yamaha R1
100	Antony HUNTER	4	4	8.72 miles	Kawasaki ZX10

BMCRC - MRO Championships 2021 - Rnd 3 @ Cadwell Park

BMCRC Rookie 600 & Rookie 1000

RACE 19 - STATISTICS

CLASS : 600

17 Starters

Fastest Lap History

NO	NAME	LAP TIME	TIME OF DAY	LAP	VEHICLE
200	Dan BURNHAM	2:24.264	09:46:19.839	1	Triumph DAYTONA 675
212	Matt PALLETT	1:43.374	09:48:04.044	2	Kawasaki ZX6R
212	Matt PALLETT	1:42.413	09:49:46.457	3	Kawasaki ZX6R
212	Matt PALLETT	1:42.385	09:53:13.516	5	Kawasaki ZX6R
200	Dan BURNHAM	1:42.307	09:53:16.651	5	Triumph DAYTONA 675

Leader History

NO	NAME	FROM LAP	LAPS LED	DISTANCE	VEHICLE
200	Dan BURNHAM	1	1	2.18 miles	Triumph DAYTONA 675
212	Matt PALLETT	2	4	8.72 miles	Kawasaki ZX6R
200	Dan BURNHAM	6	1	2.18 miles	Triumph DAYTONA 675

BMCRC - MRO Championships 2021 - Rnd 3 @ Cadwell Park

BMCRC Rookie 600 & Rookie 1000

RACE 10 - GRID (9 Laps)



CONTRACTORS LTD

ROW 14		40	80	Stephen LANE									
ROW 13	37	41	Daniel NURRISH	2:00.816	38	63	Robert BUSH	2:06.525	39	28	Craig BICKNELL		
ROW 12		34	155	Eliot SMITH	1:51.986	35	85	David HATTERSLEY	1:52.255	36	42	Kai EVANS	2:00.210
ROW 11	31	62	Oliver NUNN	1:50.447	32	165	Joshua HUMPHRIES	1:50.633	33	207	Harry STIMSON	1:51.058	
ROW 10		28	228	Paul McFADDEN	1:49.268	29	501	Ashley COID	1:49.417	30	179	Thomas GARNER	1:50.301
ROW 9	25	22	Matt GATHERCOLE	1:44.120	26	30	Adam GATHERCOLE	1:44.161	27	35	Reuben WARD	1:45.080	
ROW 8		22	200	Dan BURNHAM	1:42.307	23	212	Matt PALLETT	1:42.385	24	51	Ross CLARKE	1:43.795
ROW 7	19				20				21				
ROW 6		16	86	Frederico LOPES		17	201	Scott WEST		18	999	Jack DWYER	
ROW 5	13	888	Paul FAGG	1:51.124	14	82	Paul MORRIS	1:51.951	15	111	Evan FINLAYSON-GREEN	1:54.045	
ROW 4		10	66	Jonny HILL	1:46.368	11	107	Dave WILLIAMSON	1:47.525	12	180	Mark OVEL	1:48.578
ROW 3	7	19	Lee GRANT	1:45.080	8	32	Louis FINLAYSON-GREEN	1:45.488	9	147	Mark SKEVINGTON	1:45.893	
ROW 2		4	344	Andrew WILLIAMS	1:41.416	5	508	Daniel McFADDEN	1:44.698	6	110	Michael CLARKE	1:45.021
ROW 1	1	100	Antony HUNTER	1:39.407	2	53	Seamus McGLYNN	1:40.431	3	91	Thomas HARRISON	1:40.530	
				Pole									

Cadwell Park

Circuit Length = 2.1800 miles

These results are provisional until the conclusion of any judicial and technical matters.

Clerk Of Course :	Stewards :	Timekeeper : Sarah Evans
-------------------	------------	--------------------------

Results can be found at www.tsl-timing.com

Printed - 10:03 Sunday, 27 June 2021



BMCRC - MRO Championships 2021 - Rnd 3 @ Cadwell Park

BMCRC Rookie 600 & Rookie 1000

RACE 10 - CLASSIFICATION



CONTRACTORS LTD

POS	NO	CL	PIC NAME	ENTRY	LAPS	TIME	GAP	DIFF	MPH	BEST	ON
1	100	1000	1 Antony HUNTER	Kawasaki ZX10 - Uncletoms motoring centre	9	14:56.474			78.78	1:35.429	2
2	508	1000	2 Daniel McFADDEN	Kawasaki ZX10RR - Danny McFadden Racing	9	15:06.648	10.174	10.174	77.90	1:38.487	9
3	110	1000	3 Michael CLARKE	Yamaha R1 - BIKEBASE.ltd	9	15:07.351	10.877	0.703	77.84	1:37.798	9
4	344	1000	4 Andrew WILLIAMS	Kawasaki ZX10R - Standard signs	9	15:08.423	11.949	1.072	77.75	1:38.819	7
5	91	1000	5 Thomas HARRISON	Suzuki GSXR 1000 - RAW K9 NUTRITION	9	15:10.282	13.808	1.859	77.59	1:39.723	6
6	19	1000	6 Lee GRANT	Yamaha R1M - Grant carpentry and construction ltd	9	15:30.836	34.362	20.554	75.88	1:41.709	2
7	212	600	1 Matt PALLETT	Kawasaki ZX6R - In:timber	9	15:31.422	34.948	0.586	75.83	1:38.019	6
8	86	1000	7 Frederico LOPES	Kawasaki ZX10R - FLR Procurement Ltd	9	15:45.271	48.797	13.849	74.72	1:42.597	6
9	200	600	2 Dan BURNHAM	Triumph DAYTONA 675 - BDR RACING / KY JAX	9	15:45.599	49.125	0.328	74.69	1:38.931	6
10	66	1000	8 Jonny HILL	Honda CBR1000 RR - Michael J Lonsdale Group	9	15:49.943	53.469	4.344	74.35	1:42.295	9
11	32	1000	9 Louis FINLAYSON-GREEN	Honda CBR1000RR - Revs of Horsham	9	15:50.845	54.371	0.902	74.28	1:42.750	9
12	147	1000	10 Mark SKEVINGTON	Suzuki GSXR 1000 -	9	15:59.579	1:03.105	8.734	73.60	1:44.838	3
13	35	600	3 Reuben WARD	Kawasaki 636 -	9	16:04.341	1:07.867	4.762	73.24	1:41.940	2
14	22	600	4 Matt GATHERCOLE	Kawasaki ZX6R - Ride In Bike Tyres	9	16:12.496	1:16.022	8.155	72.63	1:42.182	2
15	107	1000	11 Dave WILLIAMSON	Kawasaki ZX10R - DWM Racing	9	16:12.544	1:16.070	0.048	72.62	1:45.103	6
16	180	1000	12 Mark OVEL	Yamaha R1 - I NEED A SPONSOR	9	16:27.331	1:30.857	14.787	71.53	1:46.843	9
17	165	600	5 Joshua HUMPHRIES	Yamaha R6 - GME Electrical racing	9	16:27.836	1:31.362	0.505	71.50	1:43.578	6
18	501	600	6 Ashley COID	Kawasaki ZX636R -	9	16:37.632	1:41.158	9.796	70.80	1:44.473	8
19	179	600	7 Thomas GARNER	Yamaha R6 -	9	16:38.755	1:42.281	1.123	70.72	1:45.728	6
20	82	1000	13 Paul MORRIS	Suzuki GSXR 1000 - Rpm Performance & Engineeri	9	16:41.492	1:45.018	2.737	70.52	1:48.672	8
21	888	1000	14 Paul FAGG	Honda CBR 1000RR -	8	14:56.378	1 Lap	1 Lap	70.04	1:49.180	5
22	228	600	8 Paul McFADDEN	Kawasaki ZX636 - T.McFadden Plant Ltd	8	14:56.670	1 Lap	0.292	70.01	1:45.642	7
23	62	600	9 Oliver NUNN	Yamaha R6 - IT UK & STVL	8	15:02.701	1 Lap	6.031	69.55	1:45.921	8
24	207	600	10 Harry STIMSON	Yamaha R6 -	8	15:12.903	1 Lap	10.202	68.77	1:47.859	7
25	28	600	11 Craig BICKNELL	Yamaha R6 - On Point Security LTD	8	15:18.839	1 Lap	5.936	68.33	1:49.000	8
26	111	1000	15 Evan FINLAYSON-GREEN	Honda CBR1000RR - Revs Of Horsham	8	15:25.005	1 Lap	6.166	67.87	1:53.377	2
27	85	600	12 David HATTERSLEY	Triumph 675 -	8	15:37.416	1 Lap	12.411	66.97	1:48.811	8
28	155	600	13 Eliot SMITH	Honda CBR600RR - Pro-Moto Europe Ltd	8	15:41.036	1 Lap	3.620	66.71	1:51.519	8
29	41	600	14 Daniel NURRISH	Yamaha R6 - Dcn Autobody	8	16:18.153	1 Lap	37.117	64.18	1:56.606	4
30	42	600	15 Kai EVANS	Suzuki GSXR 600 - CBS Ltd Construction and Engin	8	16:27.902	1 Lap	9.749	63.55	1:56.588	4

NOT CLASSIFIED

DNF	51	600	Ross CLARKE	Kawasaki ZX6R - Ross Clarke Farriery	7	12:12.800	2 Laps	1 Lap	74.96	1:38.745	4
DNF	999	1000	Jack DWYER	Suzuki GSXR750 SRAD -	6	10:45.837	3 Laps	1 Lap	72.91	1:45.517	4
DNF	53	1000	Seamus McGLYNN	Yamaha R1 -	2	3:18.676	7 Laps	4 Laps	79.00	1:35.811	2
DNF	63	600	Robert BUSH	Suzuki GSXR 600 - Legacy Racing	0						
NS	201	1000	Scott WEST	Suzuki GSXR1000 -	0						
NS	30	600	Adam GATHERCOLE	Triumph DAYTONA 675 - Ride In Bike Tyres	0						
NS	80	600	Stephen LANE	Kawasaki ZX6R -	0						

FASTEST LAP

100	1000	Antony HUNTER	Kawasaki ZX10 - Uncletoms motoring centre	2	1:35.429	82.23 mph	132.35 kph
212	600	Matt PALLETT	Kawasaki ZX6R - In:timber	6	1:38.019	80.06 mph	128.85 kph

Class 1000 - 92.5% of Race Speed = 72.87 mph
Class 600 - 92.5% of Race Speed = 70.14 mph

Cadwell Park: 2.1800 miles

Race Distance: 9 Laps / 19.62 miles

Start: 14:09 Flag 14:24 End: 14:27

Weather / Track : Cloudy / Dry

These results are provisional until the conclusion of any judicial and technical matters.

Clerk Of Course :	Stewards :	Timekeeper : Sarah Evans
-------------------	------------	--------------------------

Results can be found at www.tsl-timing.com

Printed - 14:28 Sunday, 27 June 2021



BMCR - MRO Championships 2021 - Rnd 3 @ Cadwell Park

BMCR Rookie 600 & Rookie 1000

RACE 10 - LAP CHART

LAP 1 @ 14:11:28.934

NO	BEHIND	LAP TIME
53		1:42.865
100	1.030	1:43.895
91	3.919	1:46.784
344	4.277	1:47.142
110	4.866	1:47.731
508	5.522	1:48.387
19	6.551	1:49.416
86	10.414	1:53.279
66	10.611	1:53.476
32	11.225	1:54.090
147	11.710	1:54.575
999	12.509	1:55.374
888	14.543	1:57.408
180	14.955	1:57.820
107	15.250	1:58.115
82	16.770	1:59.635
111	18.443	2:01.308
200	31.446	2:14.311
51	32.558	2:15.423
22	33.502	2:16.367
212	34.235	2:17.100
35	34.262	2:17.127
501	36.618	2:19.483
179	41.869	2:24.734
228	42.201	2:25.066
165	42.781	2:25.646
28	43.827	2:26.692
207	45.567	2:28.432
155	46.758	2:29.623
62	46.895	2:29.760
41	51.753	2:34.618
85	52.212	2:35.077
42	53.039	2:35.904

207	59.405	1:49.649
62	1:01.116	1:50.032
501	1:01.808	2:01.001
155	1:05.111	1:54.164
85	1:10.787	1:54.386
41	1:14.655	1:58.713
42	1:15.572	1:58.344

LAP 3 @ 14:14:42.646

NO	BEHIND	LAP TIME
100		1:37.253
91	11.173	1:40.865
508	11.716	1:40.481
344	11.738	1:40.978
110	13.165	1:41.995
19	17.202	1:42.654
86	26.044	1:44.551
66	26.315	1:44.661
32	26.714	1:44.675
147	28.282	1:44.838
999	30.419	1:45.706
51	38.270	1:40.355
107	38.929	1:47.650
212	42.327	1:42.541
200	42.849	1:45.839
180	43.191	1:52.038
888	45.056	1:54.147
82	45.331	1:52.645
35	45.570	1:43.080
22	47.238	1:45.266
111	52.496	1:54.388
179	1:03.593	1:47.363
165	1:03.927	1:47.386
228	1:05.205	1:47.768
28	1:09.182	1:49.219
501	1:10.061	1:46.154
207	1:11.522	1:50.018
62	1:12.097	1:48.882
155	1:22.426	1:55.216
85	1:27.627	1:54.741
41	1:34.167	1:57.413
42	1:35.309	1:57.638

LAP 4 @ 14:16:20.774

NO	BEHIND	LAP TIME
100		1:38.128
91	13.712	1:40.667
508	13.770	1:40.182
344	14.472	1:40.862
110	15.836	1:40.799
19	22.118	1:43.044
86	31.442	1:43.526
66	31.782	1:43.595
32	32.357	1:43.771
147	35.329	1:45.175
999	37.808	1:45.517
51	38.887	1:38.745
212	43.078	1:38.879
200	44.902	1:40.181
107	47.866	1:47.065
35	51.346	1:43.904
180	54.129	1:49.066
22	54.452	1:45.342
888	57.721	1:50.793

82	58.311	1:51.108
111	1:08.744	1:54.376
165	1:10.704	1:44.905
179	1:12.416	1:46.951
228	1:14.650	1:47.573
501	1:17.372	1:45.439
62	1:20.877	1:46.908
28	1:21.043	1:49.989
207	1:23.346	1:49.952
155	1:36.593	1:52.295

LAP 5 @ 14:18:01.169

NO	BEHIND	LAP TIME
100		1:40.395
85	1 Lap	1:52.828
508	12.224	1:38.849
41	1 Lap	1:56.606
91	13.330	1:40.013
42	1 Lap	1:56.588
344	13.555	1:39.478
110	15.175	1:39.734
19	23.866	1:42.143
86	34.857	1:43.810
66	35.037	1:43.650
32	35.817	1:43.855
51	38.757	1:40.265
147	41.100	1:46.166
212	41.261	1:38.578
200	43.499	1:38.992
999	43.608	1:46.195
107	53.721	1:46.250
35	53.752	1:42.801
22	59.602	1:45.545
180	1:02.461	1:48.727
888	1:06.506	1:49.180
82	1:07.116	1:49.200
165	1:14.100	1:43.791
179	1:18.198	1:46.177
228	1:22.034	1:47.779
501	1:22.160	1:45.183
111	1:24.059	1:55.710
62	1:26.889	1:46.407
28	1:31.341	1:50.693
207	1:31.766	1:48.815

LAP 6 @ 14:19:41.430

NO	BEHIND	LAP TIME
100		1:40.261
155	1 Lap	1:53.492
508	11.400	1:39.437
344	12.587	1:39.293
91	12.792	1:39.723
85	1 Lap	1:51.478
110	14.106	1:39.192
19	27.639	1:44.034
41	1 Lap	1:57.652
42	1 Lap	1:58.056
86	37.193	1:42.597
51	37.979	1:39.483
66	38.207	1:43.431
32	38.421	1:42.865
212	39.019	1:38.019
200	42.169	1:38.931
147	45.798	1:44.959

999	50.476	1:47.129
35	57.530	1:44.039
107	58.563	1:45.103
22	1:02.742	1:43.401
180	1:10.049	1:47.849
82	1:16.265	1:49.410
165	1:17.417	1:43.578
888	1:19.281	1:53.036
179	1:23.665	1:45.728
501	1:26.499	1:44.600
228	1:28.148	1:46.375
62	1:33.276	1:46.648
111	1:38.869	1:55.071

LAP 7 @ 14:21:20.916

NO	BEHIND	LAP TIME
100		1:39.486
207	1 Lap	1:49.724
28	1 Lap	1:50.189
508	11.297	1:39.383
344	11.920	1:38.819
91	13.483	1:40.177
110	13.943	1:39.323
155	1 Lap	1:52.840
85	1 Lap	1:50.042
19	30.118	1:41.965
51	37.953	1:39.460
212	39.310	1:39.777
86	43.069	1:45.362
200	47.669	1:44.986
41	1 Lap	1:57.540
66	47.944	1:49.223
32	48.079	1:49.144
42	1 Lap	1:59.852
147	52.443	1:46.131
35	1:01.958	1:43.914
107	1:05.709	1:46.632
22	1:07.369	1:44.113
180	1:18.735	1:48.172
165	1:21.744	1:43.813
82	1:27.601	1:50.822
888	1:30.557	1:50.762
179	1:30.607	1:46.428
501	1:32.593	1:45.580
228	1:34.304	1:45.642

LAP 8 @ 14:23:01.399

NO	BEHIND	LAP TIME
100		1:40.483
62	1 Lap	1:48.143
207	1 Lap	1:47.859
508	12.831	1:42.017
344	13.857	1:42.420
111	1 Lap	1:55.289
110	14.223	1:40.763
91	14.427	1:41.427
28	1 Lap	1:53.209
19	32.844	1:43.209
85	1 Lap	1:50.053
155	1 Lap	1:51.887
212	37.227	1:38.400
86	47.086	1:44.500
200	47.463	1:40.277
66	52.318	1:44.857

32	52.765	1:45.169
147	59.215	1:47.255
41	1 Lap	1:57.308
35	1:05.274	1:43.799
107	1:11.974	1:46.748
42	1 Lap	2:01.079
22	1:12.609	1:45.723
180	1:25.158	1:46.906
165	1:25.558	1:44.297
82	1:35.790	1:48.672
179	1:36.102	1:45.978
501	1:36.583	1:44.473
888	1:41.048	1:50.974

LAP 9 @ 14:24:42.543

NO	BEHIND	LAP TIME
100		1:41.144
228	1 Lap	1:47.519
62	1 Lap	1:45.921
508	10.174	1:38.487
110	10.877	1:37.798
344	11.949	1:39.236
91	13.808	1:40.525
207	1 Lap	1:48.454
28	1 Lap	1:49.000
111	1 Lap	1:55.486
19	34.362	1:42.662
212	34.948	1:38.865
85	1 Lap	1:48.811
155	1 Lap	1:51.519
86	48.797	1:42.855
200	49.125	1:42.806
66	53.469	1:42.295
32	54.371	1:42.750
147	1:03.105	1:45.034
35	1:07.867	1:43.737
22	1:16.022	1:44.557
107	1:16.070	1:45.240
41	1 Lap	1:58.303
180	1:30.857	1:46.843
165	1:31.362	1:46.948
42	1 Lap	2:00.441
501	1:41.158	1:45.719
179	1:42.281	1:47.323
82	1:45.018	1:50.372

Weather / Track : Cloudy / Dry

Cadwell Park
Circuit Length = 2.1800 miles
Start: 14:09 Flag 14:24 End: 14:27

BMCRC - MRO Championships 2021 - Rnd 3 @ Cadwell Park

BMCRC Rookie 600 & Rookie 1000

RACE 10 - SECTOR ANALYSIS



SECTOR 1 = FL to I1, SECTOR 2 = I1 to FL, DIFF = Difference To Personal Best Lap, P = Crossed Finish Line in Pit Lane, D = Time Disallowed

P1 100 1000 Antony HUNTER			Kawasaki ZX10 - Uncletoms motoring centre			
IDEAL LAP TIME : 1:35.342			BEST LAP TIME : 1:35.429		DIFFERENCE : 0.087	
LAP	SECTOR 1	SECTOR 2	LAP TIME	MPH	DIFF	TIME OF DAY
1 -		40.491	1:43.895	75.53	8.466	14:11:29.964
2 -	54.851	40.578	1:35.429 (1)	82.23		14:13:05.393
3 -	55.897	41.356	1:37.253 (2)	80.69	1.824	14:14:42.646
4 -	56.892	41.236	1:38.128 (3)	79.97	2.699	14:16:20.774
5 -	57.678	42.717	1:40.395	78.17	4.966	14:18:01.169
6 -	58.324	41.937	1:40.261	78.27	4.832	14:19:41.430
7 -	56.917	42.569	1:39.486	78.88	4.057	14:21:20.916
8 -	57.733	42.750	1:40.483	78.10	5.054	14:23:01.399
9 -	58.972	42.172	1:41.144	77.59	5.715	14:24:42.543

P2 508 1000 Daniel McFADDEN			Kawasaki ZX10RR - Danny McFadden Racing			
IDEAL LAP TIME : 1:38.177			BEST LAP TIME : 1:38.487		DIFFERENCE : 0.310	
LAP	SECTOR 1	SECTOR 2	LAP TIME	MPH	DIFF	TIME OF DAY
1 -		42.499	1:48.387	72.40	9.900	14:11:34.456
2 -	57.465	41.960	1:39.425	78.93	0.938	14:13:13.881
3 -	58.487	41.994	1:40.481	78.10	1.994	14:14:54.362
4 -	58.157	42.025	1:40.182	78.33	1.695	14:16:34.544
5 -	57.197	41.652	1:38.849 (2)	79.39	0.362	14:18:13.393
6 -	57.573	41.864	1:39.437	78.92	0.950	14:19:52.830
7 -	58.222	41.161	1:39.383 (3)	78.96	0.896	14:21:32.213
8 -	57.412	44.605	1:42.017	76.92	3.530	14:23:14.230
9 -	57.507	40.980	1:38.487 (1)	79.68		14:24:52.717

P3 110 1000 Michael CLARKE			Yamaha R1 - BIKEBASE.ltd			
IDEAL LAP TIME : 1:37.700			BEST LAP TIME : 1:37.798		DIFFERENCE : 0.098	
LAP	SECTOR 1	SECTOR 2	LAP TIME	MPH	DIFF	TIME OF DAY
1 -		42.341	1:47.731	72.84	9.933	14:11:33.800
2 -	57.744	42.272	1:40.016	78.46	2.218	14:13:13.816
3 -	59.078	42.917	1:41.995	76.94	4.197	14:14:55.811
4 -	58.001	42.798	1:40.799	77.85	3.001	14:16:36.610
5 -	58.126	41.608	1:39.734	78.68	1.936	14:18:16.344
6 -	57.790	41.402	1:39.192 (2)	79.11	1.394	14:19:55.536
7 -	57.558	41.765	1:39.323 (3)	79.01	1.525	14:21:34.859
8 -	56.298	44.465	1:40.763	77.88	2.965	14:23:15.622
9 -	56.379	41.419	1:37.798 (1)	80.24		14:24:53.420

P4 344 1000 Andrew WILLIAMS			Kawasaki ZX10R - Standard signs			
IDEAL LAP TIME : 1:38.799			BEST LAP TIME : 1:38.819		DIFFERENCE : 0.020	
LAP	SECTOR 1	SECTOR 2	LAP TIME	MPH	DIFF	TIME OF DAY
1 -		42.092	1:47.142	73.24	8.323	14:11:33.211
2 -	57.998	42.197	1:40.195	78.32	1.376	14:13:13.406
3 -	58.799	42.179	1:40.978	77.72	2.159	14:14:54.384
4 -	58.513	42.349	1:40.862	77.80	2.043	14:16:35.246
5 -	57.945	41.533	1:39.478	78.89	0.659	14:18:14.724
6 -	57.286	42.007	1:39.293 (3)	79.03	0.474	14:19:54.017
7 -	57.306	41.513	1:38.819 (1)	79.41		14:21:32.836
8 -	57.328	45.092	1:42.420	76.62	3.601	14:23:15.256
9 -	57.597	41.639	1:39.236 (2)	79.08	0.417	14:24:54.492

Weather / Track : Cloudy / Dry

Cadwell Park
Circuit Length = 2.1800 miles
Start: 14:09 Flag 14:24 End: 14:27

BMCRC - MRO Championships 2021 - Rnd 3 @ Cadwell Park

BMCRC Rookie 600 & Rookie 1000

RACE 10 - SECTOR ANALYSIS



SECTOR 1 = FL to I1, SECTOR 2 = I1 to FL, DIFF = Difference To Personal Best Lap, P = Crossed Finish Line in Pit Lane, D = Time Disallowed

P5 91 1000 Thomas HARRISON		Suzuki GSXR 1000 - RAW K9 NUTRITION				
IDEAL LAP TIME : 1:39.441		BEST LAP TIME : 1:39.723		DIFFERENCE : 0.282		
LAP	SECTOR 1	SECTOR 2	LAP TIME	MPH	DIFF	TIME OF DAY
1 -		42.217	1:46.784	73.49	7.061	14:11:32.853
2 -	58.044	42.057	1:40.101 (3)	78.40	0.378	14:13:12.954
3 -	58.696	42.169	1:40.865	77.80	1.142	14:14:53.819
4 -	58.265	42.402	1:40.667	77.96	0.944	14:16:34.486
5 -	57.976	42.037	1:40.013 (2)	78.47	0.290	14:18:14.499
6 -	57.854	41.869	1:39.723 (1)	78.69		14:19:54.222
7 -	58.046	42.131	1:40.177	78.34	0.454	14:21:34.399
8 -	57.572	43.855	1:41.427	77.37	1.704	14:23:15.826
9 -	58.083	42.442	1:40.525	78.07	0.802	14:24:56.351

P6 19 1000 Lee GRANT		Yamaha R1M - Grant carpentry and construction ltd				
IDEAL LAP TIME : 1:41.709		BEST LAP TIME : 1:41.709		DIFFERENCE : 0.000		
LAP	SECTOR 1	SECTOR 2	LAP TIME	MPH	DIFF	TIME OF DAY
1 -		42.963	1:49.416	71.72	7.707	14:11:35.485
2 -	58.935	42.774	1:41.709 (1)	77.16		14:13:17.194
3 -	59.647	43.007	1:42.654	76.45	0.945	14:14:59.848
4 -	1:00.062	42.982	1:43.044	76.16	1.335	14:16:42.892
5 -	59.188	42.955	1:42.143 (3)	76.83	0.434	14:18:25.035
6 -	59.291	44.743	1:44.034	75.43	2.325	14:20:09.069
7 -	59.100	42.865	1:41.965 (2)	76.96	0.256	14:21:51.034
8 -	59.268	43.941	1:43.209	76.04	1.500	14:23:34.243
9 -	59.615	43.047	1:42.662	76.44	0.953	14:25:16.905

P7 212 600 Matt PALLETT		Kawasaki ZX6R - In:timber				
IDEAL LAP TIME : 1:37.127		BEST LAP TIME : 1:38.019		DIFFERENCE : 0.892		
LAP	SECTOR 1	SECTOR 2	LAP TIME	MPH	DIFF	TIME OF DAY
1 -		42.457	2:17.100	57.24	39.081	14:12:03.169
2 -	57.580	41.683	1:39.263	79.06	1.244	14:13:42.432
3 -	58.022	44.519	1:42.541	76.53	4.522	14:15:24.973
4 -	57.811	41.068	1:38.879	79.37	0.860	14:17:03.852
5 -	56.846	41.732	1:38.578 (3)	79.61	0.559	14:18:42.430
6 -	56.838	41.181	1:38.019 (1)	80.06		14:20:20.449
7 -	57.550	42.227	1:39.777	78.65	1.758	14:22:00.226
8 -	56.059	42.341	1:38.400 (2)	79.75	0.381	14:23:38.626
9 -	56.834	42.031	1:38.865	79.38	0.846	14:25:17.491

P8 86 1000 Frederico LOPES		Kawasaki ZX10R - FLR Procurement Ltd				
IDEAL LAP TIME : 1:42.515		BEST LAP TIME : 1:42.597		DIFFERENCE : 0.082		
LAP	SECTOR 1	SECTOR 2	LAP TIME	MPH	DIFF	TIME OF DAY
1 -		44.775	1:53.279	69.28	10.682	14:11:39.348
2 -	1:00.410	44.381	1:44.791	74.89	2.194	14:13:24.139
3 -	1:00.606	43.945	1:44.551	75.06	1.954	14:15:08.690
4 -	59.858	43.668	1:43.526 (3)	75.80	0.929	14:16:52.216
5 -	1:00.297	43.513	1:43.810	75.60	1.213	14:18:36.026
6 -	59.359	43.238	1:42.597 (1)	76.49		14:20:18.623
7 -	1:01.009	44.353	1:45.362	74.48	2.765	14:22:03.985
8 -	1:00.104	44.396	1:44.500	75.10	1.903	14:23:48.485
9 -	59.277	43.578	1:42.855 (2)	76.30	0.258	14:25:31.340

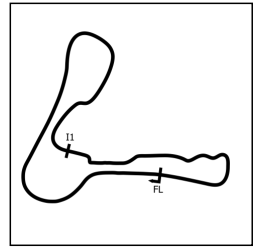
Weather / Track : Cloudy / Dry

Cadwell Park
Circuit Length = 2.1800 miles
Start: 14:09 Flag 14:24 End: 14:27

BMCRC - MRO Championships 2021 - Rnd 3 @ Cadwell Park

BMCRC Rookie 600 & Rookie 1000

RACE 10 - SECTOR ANALYSIS



SECTOR 1 = FL to I1, SECTOR 2 = I1 to FL, DIFF = Difference To Personal Best Lap, P = Crossed Finish Line in Pit Lane, D = Time Disallowed

P9 200 600 Dan BURNHAM			Triumph DAYTONA 675 - BDR RACING / KY JAX			
IDEAL LAP TIME : 1:38.257		BEST LAP TIME : 1:38.931		DIFFERENCE : 0.674		
LAP	SECTOR 1	SECTOR 2	LAP TIME	MPH	DIFF	TIME OF DAY
1 -		41.405	2:14.311	58.43	35.380	14:12:00.380
2 -	57.408	41.868	1:39.276 (3)	79.05	0.345	14:13:39.656
3 -	59.782	46.057	1:45.839	74.15	6.908	14:15:25.495
4 -	57.860	42.321	1:40.181	78.33	1.250	14:17:05.676
5 -	56.852	42.140	1:38.992 (2)	79.27	0.061	14:18:44.668
6 -	57.489	41.442	1:38.931 (1)	79.32		14:20:23.599
7 -	57.580	47.406	1:44.986	74.75	6.055	14:22:08.585
8 -	57.915	42.362	1:40.277	78.26	1.346	14:23:48.862
9 -	59.198	43.608	1:42.806	76.33	3.875	14:25:31.668

P10 66 1000 Jonny HILL			Honda CBR1000 RR - Michael J Lonsdale Group			
IDEAL LAP TIME : 1:42.279		BEST LAP TIME : 1:42.295		DIFFERENCE : 0.016		
LAP	SECTOR 1	SECTOR 2	LAP TIME	MPH	DIFF	TIME OF DAY
1 -		44.462	1:53.476	69.16	11.181	14:11:39.545
2 -	1:00.706	44.049	1:44.755	74.91	2.460	14:13:24.300
3 -	1:00.981	43.680	1:44.661	74.98	2.366	14:15:08.961
4 -	1:00.396	43.199	1:43.595 (3)	75.75	1.300	14:16:52.556
5 -	1:00.407	43.243	1:43.650	75.71	1.355	14:18:36.206
6 -	59.679	43.752	1:43.431 (2)	75.87	1.136	14:20:19.637
7 -	1:00.500	48.723	1:49.223	71.85	6.928	14:22:08.860
8 -	1:00.531	44.326	1:44.857	74.84	2.562	14:23:53.717
9 -	59.695	42.600	1:42.295 (1)	76.71		14:25:36.012

P11 32 1000 Louis FINLAYSON-GREEN			Honda CBR1000RR - Revs of Horsham			
IDEAL LAP TIME : 1:42.669		BEST LAP TIME : 1:42.750		DIFFERENCE : 0.081		
LAP	SECTOR 1	SECTOR 2	LAP TIME	MPH	DIFF	TIME OF DAY
1 -		44.851	1:54.090	68.78	11.340	14:11:40.159
2 -	1:00.317	44.209	1:44.526	75.08	1.776	14:13:24.685
3 -	1:01.164	43.511	1:44.675	74.97	1.925	14:15:09.360
4 -	1:00.078	43.693	1:43.771 (3)	75.62	1.021	14:16:53.131
5 -	1:00.050	43.805	1:43.855	75.56	1.105	14:18:36.986
6 -	59.373	43.492	1:42.865 (2)	76.29	0.115	14:20:19.851
7 -	1:00.480	48.664	1:49.144	71.90	6.394	14:22:08.995
8 -	1:00.718	44.451	1:45.169	74.62	2.419	14:23:54.164
9 -	59.454	43.296	1:42.750 (1)	76.38		14:25:36.914

P12 147 1000 Mark SKEVINGTON			Suzuki GSXR 1000 -			
IDEAL LAP TIME : 1:44.379		BEST LAP TIME : 1:44.838		DIFFERENCE : 0.459		
LAP	SECTOR 1	SECTOR 2	LAP TIME	MPH	DIFF	TIME OF DAY
1 -		44.949	1:54.575	68.49	9.737	14:11:40.644
2 -	1:01.380	44.066	1:45.446	74.42	0.608	14:13:26.090
3 -	1:00.547	44.291	1:44.838 (1)	74.85		14:15:10.928
4 -	1:00.706	44.469	1:45.175	74.61	0.337	14:16:56.103
5 -	1:00.923	45.243	1:46.166	73.92	1.328	14:18:42.269
6 -	1:00.466	44.493	1:44.959 (2)	74.77	0.121	14:20:27.228
7 -	1:01.637	44.494	1:46.131	73.94	1.293	14:22:13.359
8 -	1:02.470	44.785	1:47.255	73.17	2.417	14:24:00.614
9 -	1:00.313	44.721	1:45.034 (3)	74.71	0.196	14:25:45.648

Weather / Track : Cloudy / Dry

Cadwell Park
Circuit Length = 2.1800 miles
Start: 14:09 Flag 14:24 End: 14:27

BMCRC - MRO Championships 2021 - Rnd 3 @ Cadwell Park

BMCRC Rookie 600 & Rookie 1000

RACE 10 - SECTOR ANALYSIS



SECTOR 1 = FL to I1, SECTOR 2 = I1 to FL, DIFF = Difference To Personal Best Lap, P = Crossed Finish Line in Pit Lane, D = Time Disallowed

P13 35 600		Reuben WARD		Kawasaki 636 -			
IDEAL LAP TIME : 1:41.940		BEST LAP TIME : 1:41.940		DIFFERENCE : 0.000			
LAP	SECTOR 1	SECTOR 2	LAP TIME	MPH	DIFF	TIME OF DAY	
1 -		42.866	2:17.127	57.23	35.187	14:12:03.196	
2 -	59.146	42.794	1:41.940 (1)	76.98		14:13:45.136	
3 -	59.728	43.352	1:43.080 (3)	76.13	1.140	14:15:28.216	
4 -	1:00.947	42.957	1:43.904	75.53	1.964	14:17:12.120	
5 -	59.385	43.416	1:42.801 (2)	76.34	0.861	14:18:54.921	
6 -	1:00.224	43.815	1:44.039	75.43	2.099	14:20:38.960	
7 -	1:00.068	43.846	1:43.914	75.52	1.974	14:22:22.874	
8 -	59.900	43.899	1:43.799	75.60	1.859	14:24:06.673	
9 -	1:00.272	43.465	1:43.737	75.65	1.797	14:25:50.410	

P14 22 600		Matt GATHERCOLE		Kawasaki ZX6R - Ride In Bike Tyres			
IDEAL LAP TIME : 1:41.902		BEST LAP TIME : 1:42.182		DIFFERENCE : 0.280			
LAP	SECTOR 1	SECTOR 2	LAP TIME	MPH	DIFF	TIME OF DAY	
1 -		42.563	2:16.367	57.55	34.185	14:12:02.436	
2 -	59.339	42.843	1:42.182 (1)	76.80		14:13:44.618	
3 -	1:02.090	43.176	1:45.266	74.55	3.084	14:15:29.884	
4 -	1:01.471	43.871	1:45.342	74.50	3.160	14:17:15.226	
5 -	1:02.274	43.271	1:45.545	74.35	3.363	14:19:00.771	
6 -	1:00.108	43.293	1:43.401 (2)	75.89	1.219	14:20:44.172	
7 -	1:00.767	43.346	1:44.113 (3)	75.38	1.931	14:22:28.285	
8 -	1:00.701	45.022	1:45.723	74.23	3.541	14:24:14.008	
9 -	1:00.635	43.922	1:44.557	75.06	2.375	14:25:58.565	

P15 107 1000		Dave WILLIAMSON		Kawasaki ZX10R - DWM Racing			
IDEAL LAP TIME : 1:44.739		BEST LAP TIME : 1:45.103		DIFFERENCE : 0.364			
LAP	SECTOR 1	SECTOR 2	LAP TIME	MPH	DIFF	TIME OF DAY	
1 -		45.374	1:58.115	66.44	13.012	14:11:44.184	
2 -	1:04.270	45.471	1:49.741	71.51	4.638	14:13:33.925	
3 -	1:02.171	45.479	1:47.650	72.90	2.547	14:15:21.575	
4 -	1:01.599	45.466	1:47.065	73.30	1.962	14:17:08.640	
5 -	1:01.251	44.999	1:46.250 (3)	73.86	1.147	14:18:54.890	
6 -	59.960	45.143	1:45.103 (1)	74.67		14:20:39.993	
7 -	1:00.689	45.943	1:46.632	73.59	1.529	14:22:26.625	
8 -	1:01.440	45.308	1:46.748	73.51	1.645	14:24:13.373	
9 -	1:00.461	44.779	1:45.240 (2)	74.57	0.137	14:25:58.613	

P16 180 1000		Mark OVEL		Yamaha R1 - I NEED A SPONSOR			
IDEAL LAP TIME : 1:46.594		BEST LAP TIME : 1:46.843		DIFFERENCE : 0.249			
LAP	SECTOR 1	SECTOR 2	LAP TIME	MPH	DIFF	TIME OF DAY	
1 -		45.672	1:57.820	66.61	10.977	14:11:43.889	
2 -	1:04.368	45.542	1:49.910	71.40	3.067	14:13:33.799	
3 -	1:05.444	46.594	1:52.038	70.04	5.195	14:15:25.837	
4 -	1:03.325	45.741	1:49.066	71.95	2.223	14:17:14.903	
5 -	1:03.277	45.450	1:48.727	72.18	1.884	14:19:03.630	
6 -	1:02.979	44.870	1:47.849 (3)	72.76	1.006	14:20:51.479	
7 -	1:02.619	45.553	1:48.172	72.55	1.329	14:22:39.651	
8 -	1:02.205	44.701	1:46.906 (2)	73.41	0.063	14:24:26.557	
9 -	1:01.893	44.950	1:46.843 (1)	73.45		14:26:13.400	

Weather / Track : Cloudy / Dry

Cadwell Park
Circuit Length = 2.1800 miles
Start: 14:09 Flag 14:24 End: 14:27

BMCRC - MRO Championships 2021 - Rnd 3 @ Cadwell Park

BMCRC Rookie 600 & Rookie 1000

RACE 10 - SECTOR ANALYSIS



SECTOR 1 = FL to I1, SECTOR 2 = I1 to FL, DIFF = Difference To Personal Best Lap, P = Crossed Finish Line in Pit Lane, D = Time Disallowed

P17 165 600 Joshua HUMPHRIES			Yamaha R6 - GME Electrical racing			
IDEAL LAP TIME : 1:42.790		BEST LAP TIME : 1:43.578		DIFFERENCE : 0.788		
LAP	SECTOR 1	SECTOR 2	LAP TIME	MPH	DIFF	TIME OF DAY
1 -		46.175	2:25.646	53.88	42.068	14:12:11.715
2 -	1:01.776	45.696	1:47.472	73.02	3.894	14:13:59.187
3 -	1:02.526	44.860	1:47.386	73.08	3.808	14:15:46.573
4 -	1:01.382	43.523	1:44.905	74.81	1.327	14:17:31.478
5 -	1:00.409	43.382	1:43.791 (2)	75.61	0.213	14:19:15.269
6 -	59.779	43.799	1:43.578 (1)	75.76		14:20:58.847
7 -	1:00.114	43.699	1:43.813 (3)	75.59	0.235	14:22:42.660
8 -	59.408	44.889	1:44.297	75.24	0.719	14:24:26.957
9 -	1:01.718	45.230	1:46.948	73.38	3.370	14:26:13.905

P18 501 600 Ashley COID			Kawasaki ZX636R -			
IDEAL LAP TIME : 1:43.624		BEST LAP TIME : 1:44.473		DIFFERENCE : 0.849		
LAP	SECTOR 1	SECTOR 2	LAP TIME	MPH	DIFF	TIME OF DAY
1 -		43.821	2:19.483	56.26	35.010	14:12:05.552
2 -	1:13.209	47.792	2:01.001	64.85	16.528	14:14:06.553
3 -	1:01.737	44.417	1:46.154	73.93	1.681	14:15:52.707
4 -	1:01.067	44.372	1:45.439	74.43	0.966	14:17:38.146
5 -	1:00.285	44.898	1:45.183 (3)	74.61	0.710	14:19:23.329
6 -	1:00.956	43.644	1:44.600 (2)	75.02	0.127	14:21:07.929
7 -	1:00.034	45.546	1:45.580	74.33	1.107	14:22:53.509
8 -	1:00.046	44.427	1:44.473 (1)	75.12		14:24:37.982
9 -	1:02.129	43.590	1:45.719	74.23	1.246	14:26:23.701

P19 179 600 Thomas GARNER			Yamaha R6 -			
IDEAL LAP TIME : 1:45.211		BEST LAP TIME : 1:45.728		DIFFERENCE : 0.517		
LAP	SECTOR 1	SECTOR 2	LAP TIME	MPH	DIFF	TIME OF DAY
1 -		46.196	2:24.734	54.22	39.006	14:12:10.803
2 -	1:02.498	45.575	1:48.073	72.61	2.345	14:13:58.876
3 -	1:02.452	44.911	1:47.363	73.09	1.635	14:15:46.239
4 -	1:02.106	44.845	1:46.951	73.38	1.223	14:17:33.190
5 -	1:01.465	44.712	1:46.177 (3)	73.91	0.449	14:19:19.367
6 -	1:01.366	44.362	1:45.728 (1)	74.22		14:21:05.095
7 -	1:00.866	45.562	1:46.428	73.74	0.700	14:22:51.523
8 -	1:01.633	44.345	1:45.978 (2)	74.05	0.250	14:24:37.501
9 -	1:02.805	44.518	1:47.323	73.12	1.595	14:26:24.824

P20 82 1000 Paul MORRIS			Suzuki GSXR 1000 - Rpm Performance & Engineering			
IDEAL LAP TIME : 1:48.222		BEST LAP TIME : 1:48.672		DIFFERENCE : 0.450		
LAP	SECTOR 1	SECTOR 2	LAP TIME	MPH	DIFF	TIME OF DAY
1 -		46.355	1:59.635	65.60	10.963	14:11:45.704
2 -	1:03.558	46.070	1:49.628	71.58	0.956	14:13:35.332
3 -	1:05.172	47.473	1:52.645	69.67	3.973	14:15:27.977
4 -	1:04.161	46.947	1:51.108	70.63	2.436	14:17:19.085
5 -	1:02.843	46.357	1:49.200 (2)	71.86	0.528	14:19:08.285
6 -	1:03.696	45.714	1:49.410 (3)	71.73	0.738	14:20:57.695
7 -	1:03.407	47.415	1:50.822	70.81	2.150	14:22:48.517
8 -	1:02.508	46.164	1:48.672 (1)	72.21		14:24:37.189
9 -	1:04.626	45.746	1:50.372	71.10	1.700	14:26:27.561

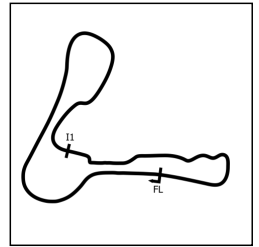
Weather / Track : Cloudy / Dry

Cadwell Park
Circuit Length = 2.1800 miles
Start: 14:09 Flag 14:24 End: 14:27

BMCRC - MRO Championships 2021 - Rnd 3 @ Cadwell Park

BMCRC Rookie 600 & Rookie 1000

RACE 10 - SECTOR ANALYSIS



SECTOR 1 = FL to I1, SECTOR 2 = I1 to FL, DIFF = Difference To Personal Best Lap, P = Crossed Finish Line in Pit Lane, D = Time Disallowed

P21 888 1000 Paul FAGG			Honda CBR 1000RR -			
IDEAL LAP TIME : 1:48.259		BEST LAP TIME : 1:49.180		DIFFERENCE : 0.921		
LAP	SECTOR 1	SECTOR 2	LAP TIME	MPH	DIFF	TIME OF DAY
1 -		45.665	1:57.408	66.84	8.228	14:11:43.477
2 -	1:03.855	46.223	1:50.078 (2)	71.29	0.898	14:13:33.555
3 -	1:05.174	48.973	1:54.147	68.75	4.967	14:15:27.702
4 -	1:03.411	47.382	1:50.793	70.83	1.613	14:17:18.495
5 -	1:02.594	46.586	1:49.180 (1)	71.88		14:19:07.675
6 -	1:05.955	47.081	1:53.036	69.42	3.856	14:21:00.711
7 -	1:02.631	48.131	1:50.762 (3)	70.85	1.582	14:22:51.473
8 -	1:04.076	46.898	1:50.974	70.71	1.794	14:24:42.447

P22 228 600 Paul McFADDEN			Kawasaki ZX636 - T.McFadden Plant Ltd			
IDEAL LAP TIME : 1:45.064		BEST LAP TIME : 1:45.642		DIFFERENCE : 0.578		
LAP	SECTOR 1	SECTOR 2	LAP TIME	MPH	DIFF	TIME OF DAY
1 -		45.853	2:25.066	54.09	39.424	14:12:11.135
2 -	1:03.129	45.819	1:48.948	72.03	3.306	14:14:00.083
3 -	1:02.353	45.415	1:47.768	72.82	2.126	14:15:47.851
4 -	1:02.405	45.168	1:47.573	72.95	1.931	14:17:35.424
5 -	1:01.858	45.921	1:47.779	72.81	2.137	14:19:23.203
6 -	1:02.128	44.247	1:46.375 (2)	73.77	0.733	14:21:09.578
7 -	1:00.817	44.825	1:45.642 (1)	74.28		14:22:55.220
8 -	1:01.029	46.490	1:47.519 (3)	72.99	1.877	14:24:42.739

P23 62 600 Oliver NUNN			Yamaha R6 - IT UK & STVL			
IDEAL LAP TIME : 1:45.921		BEST LAP TIME : 1:45.921		DIFFERENCE : 0.000		
LAP	SECTOR 1	SECTOR 2	LAP TIME	MPH	DIFF	TIME OF DAY
1 -		47.430	2:29.760	52.40	43.839	14:12:15.829
2 -	1:03.544	46.488	1:50.032	71.32	4.111	14:14:05.861
3 -	1:03.252	45.630	1:48.882	72.07	2.961	14:15:54.743
4 -	1:01.751	45.157	1:46.908	73.40	0.987	14:17:41.651
5 -	1:00.991	45.416	1:46.407 (2)	73.75	0.486	14:19:28.058
6 -	1:01.360	45.288	1:46.648 (3)	73.58	0.727	14:21:14.706
7 -	1:01.745	46.398	1:48.143	72.57	2.222	14:23:02.849
8 -	1:00.825	45.096	1:45.921 (1)	74.09		14:24:48.770

P24 207 600 Harry STIMSON			Yamaha R6 -			
IDEAL LAP TIME : 1:47.142		BEST LAP TIME : 1:47.859		DIFFERENCE : 0.717		
LAP	SECTOR 1	SECTOR 2	LAP TIME	MPH	DIFF	TIME OF DAY
1 -		46.400	2:28.432	52.87	40.573	14:12:14.501
2 -	1:04.061	45.588	1:49.649	71.57	1.790	14:14:04.150
3 -	1:04.501	45.517	1:50.018	71.33	2.159	14:15:54.168
4 -	1:04.213	45.739	1:49.952	71.37	2.093	14:17:44.120
5 -	1:03.385	45.430	1:48.815 (3)	72.12	0.956	14:19:32.935
6 -	1:03.462	46.262	1:49.724	71.52	1.865	14:21:22.659
7 -	1:01.850	46.009	1:47.859 (1)	72.76		14:23:10.518
8 -	1:03.162	45.292	1:48.454 (2)	72.36	0.595	14:24:58.972

Weather / Track : Cloudy / Dry

Cadwell Park
Circuit Length = 2.1800 miles
Start: 14:09 Flag 14:24 End: 14:27

BMCRC - MRO Championships 2021 - Rnd 3 @ Cadwell Park

BMCRC Rookie 600 & Rookie 1000

RACE 10 - SECTOR ANALYSIS



SECTOR 1 = FL to I1, SECTOR 2 = I1 to FL, DIFF = Difference To Personal Best Lap, P = Crossed Finish Line in Pit Lane, D = Time Disallowed

P25 28 600		Craig BICKNELL		Yamaha R6 - On Point Security LTD		
IDEAL LAP TIME : 1:48.953		BEST LAP TIME : 1:49.000		DIFFERENCE : 0.047		
LAP	SECTOR 1	SECTOR 2	LAP TIME	MPH	DIFF	TIME OF DAY
1 -		46.529	2:26.692	53.50	37.692	14:12:12.761
2 -	1:03.445	46.403	1:49.848 (3)	71.44	0.848	14:14:02.609
3 -	1:03.387	45.832	1:49.219 (2)	71.85	0.219	14:15:51.828
4 -	1:03.515	46.474	1:49.989	71.35	0.989	14:17:41.817
5 -	1:03.645	47.048	1:50.693	70.89	1.693	14:19:32.510
6 -	1:03.570	46.619	1:50.189	71.22	1.189	14:21:22.699
7 -	1:04.468	48.741	1:53.209	69.32	4.209	14:23:15.908
8 -	1:03.121	45.879	1:49.000 (1)	72.00		14:25:04.908

P26 111 1000		Evan FINLAYSON-GREEN		Honda CBR1000RR - Revs Of Horsham		
IDEAL LAP TIME : 1:52.886		BEST LAP TIME : 1:53.377		DIFFERENCE : 0.491		
LAP	SECTOR 1	SECTOR 2	LAP TIME	MPH	DIFF	TIME OF DAY
1 -		46.764	2:01.308	64.69	7.931	14:11:47.377
2 -	1:06.122	47.255	1:53.377 (1)	69.22		14:13:40.754
3 -	1:07.143	47.245	1:54.388 (3)	68.60	1.011	14:15:35.142
4 -	1:07.003	47.373	1:54.376 (2)	68.61	0.999	14:17:29.518
5 -	1:07.098	48.612	1:55.710	67.82	2.333	14:19:25.228
6 -	1:07.722	47.349	1:55.071	68.20	1.694	14:21:20.299
7 -	1:06.591	48.698	1:55.289	68.07	1.912	14:23:15.588
8 -	1:07.865	47.621	1:55.486	67.95	2.109	14:25:11.074

P27 85 600		David HATTERSLEY		Triumph 675 -		
IDEAL LAP TIME : 1:48.769		BEST LAP TIME : 1:48.811		DIFFERENCE : 0.042		
LAP	SECTOR 1	SECTOR 2	LAP TIME	MPH	DIFF	TIME OF DAY
1 -		49.835	2:35.077	50.60	46.266	14:12:21.146
2 -	1:06.330	48.056	1:54.386	68.61	5.575	14:14:15.532
3 -	1:06.808	47.933	1:54.741	68.39	5.930	14:16:10.273
4 -	1:05.435	47.393	1:52.828	69.55	4.017	14:18:03.101
5 -	1:04.744	46.734	1:51.478	70.40	2.667	14:19:54.579
6 -	1:03.752	46.290	1:50.042 (2)	71.31	1.231	14:21:44.621
7 -	1:03.762	46.291	1:50.053 (3)	71.31	1.242	14:23:34.674
8 -	1:02.479	46.332	1:48.811 (1)	72.12		14:25:23.485

P28 155 600		Eliot SMITH		Honda CBR600RR - Pro-Moto Europe Ltd		
IDEAL LAP TIME : 1:51.482		BEST LAP TIME : 1:51.519		DIFFERENCE : 0.037		
LAP	SECTOR 1	SECTOR 2	LAP TIME	MPH	DIFF	TIME OF DAY
1 -		47.898	2:29.623	52.45	38.104	14:12:15.692
2 -	1:06.282	47.882	1:54.164	68.74	2.645	14:14:09.856
3 -	1:07.434	47.782	1:55.216	68.11	3.697	14:16:05.072
4 -	1:04.871	47.424	1:52.295 (3)	69.88	0.776	14:17:57.367
5 -	1:05.951	47.541	1:53.492	69.15	1.973	14:19:50.859
6 -	1:05.099	47.741	1:52.840	69.55	1.321	14:21:43.699
7 -	1:04.409	47.478	1:51.887 (2)	70.14	0.368	14:23:35.586
8 -	1:04.058	47.461	1:51.519 (1)	70.37		14:25:27.105

BMCRC - MRO Championships 2021 - Rnd 3 @ Cadwell Park

BMCRC Rookie 600 & Rookie 1000

RACE 10 - SECTOR ANALYSIS



SECTOR 1 = FL to I1, SECTOR 2 = I1 to FL, DIFF = Difference To Personal Best Lap, P = Crossed Finish Line in Pit Lane, D = Time Disallowed

P29 41 600 Daniel NURRISH		Yamaha R6 - Dcn Autobody				
IDEAL LAP TIME : 1:56.412		BEST LAP TIME : 1:56.606		DIFFERENCE : 0.194		
LAP	SECTOR 1	SECTOR 2	LAP TIME	MPH	DIFF	TIME OF DAY
1 -		49.547	2:34.618	50.75	38.012	14:12:20.687
2 -	1:09.427	49.286	1:58.713	66.10	2.107	14:14:19.400
3 -	1:08.454	48.959	1:57.413 (3)	66.84	0.807	14:16:16.813
4 -	1:07.453	49.153	1:56.606 (1)	67.30		14:18:13.419
5 -	1:08.237	49.415	1:57.652	66.70	1.046	14:20:11.071
6 -	1:08.074	49.466	1:57.540	66.76	0.934	14:22:08.611
7 -	1:07.996	49.312	1:57.308 (2)	66.90	0.702	14:24:05.919
8 -	1:08.714	49.589	1:58.303	66.33	1.697	14:26:04.222

P30 42 600 Kai EVANS		Suzuki GSXR 600 - CBS Ltd Construction and Engineering				
IDEAL LAP TIME : 1:56.588		BEST LAP TIME : 1:56.588		DIFFERENCE : 0.000		
LAP	SECTOR 1	SECTOR 2	LAP TIME	MPH	DIFF	TIME OF DAY
1 -		50.186	2:35.904	50.33	39.316	14:12:21.973
2 -	1:08.498	49.846	1:58.344	66.31	1.756	14:14:20.317
3 -	1:07.901	49.737	1:57.638 (2)	66.71	1.050	14:16:17.955
4 -	1:07.588	49.000	1:56.588 (1)	67.31		14:18:14.543
5 -	1:08.220	49.836	1:58.056 (3)	66.47	1.468	14:20:12.599
6 -	1:09.442	50.410	1:59.852	65.48	3.264	14:22:12.451
7 -	1:10.290	50.789	2:01.079	64.81	4.491	14:24:13.530
8 -	1:10.113	50.328	2:00.441	65.16	3.853	14:26:13.971

P31 51 600 Ross CLARKE		Kawasaki ZX6R - Ross Clarke Farriery				
IDEAL LAP TIME : 1:38.251		BEST LAP TIME : 1:38.745		DIFFERENCE : 0.494		
LAP	SECTOR 1	SECTOR 2	LAP TIME	MPH	DIFF	TIME OF DAY
1 -		42.336	2:15.423	57.95	36.678	14:12:01.492
2 -	57.461	41.608	1:39.069 (2)	79.21	0.324	14:13:40.561
3 -	58.240	42.115	1:40.355	78.20	1.610	14:15:20.916
4 -	57.378	41.367	1:38.745 (1)	79.47		14:16:59.661
5 -	57.765	42.500	1:40.265	78.27	1.520	14:18:39.926
6 -	56.925	42.558	1:39.483	78.88	0.738	14:20:19.409
7 -	57.830	41.630	1:39.460 (3)	78.90	0.715	14:21:58.869

P32 999 1000 Jack DWYER		Suzuki GSXR750 SRAD -				
IDEAL LAP TIME : 1:45.054		BEST LAP TIME : 1:45.517		DIFFERENCE : 0.463		
LAP	SECTOR 1	SECTOR 2	LAP TIME	MPH	DIFF	TIME OF DAY
1 -		45.137	1:55.374	68.02	9.857	14:11:41.443
2 -	1:01.902	44.014	1:45.916 (3)	74.09	0.399	14:13:27.359
3 -	1:02.079	43.627	1:45.706 (2)	74.24	0.189	14:15:13.065
4 -	1:01.446	44.071	1:45.517 (1)	74.37		14:16:58.582
5 -	1:02.587	43.608	1:46.195	73.90	0.678	14:18:44.777
6 -	1:02.435	44.694	1:47.129	73.25	1.612	14:20:31.906

P33 53 1000 Seamus McGLYNN		Yamaha R1 -				
IDEAL LAP TIME : 1:35.469		BEST LAP TIME : 1:35.811		DIFFERENCE : 0.342		
LAP	SECTOR 1	SECTOR 2	LAP TIME	MPH	DIFF	TIME OF DAY
1 -		39.954	1:42.865 (2)	76.29	7.054	14:11:28.934
2 -	55.515	40.296	1:35.811 (1)	81.91		14:13:04.745

Weather / Track : Cloudy / Dry

Cadwell Park
 Circuit Length = 2.1800 miles
 Start: 14:09 Flag 14:24 End: 14:27

BMCRC - MRO Championships 2021 - Rnd 3 @ Cadwell Park

BMCRC Rookie 600 & Rookie 1000

RACE 10 - BEST SECTORS

SECTOR 1				SECTOR 2				IDEAL / BEST COMPARISON				
POS	NO	NAME	TIME	NO	NAME	TIME	POS	NO	NAME	IDEAL	BEST	DIFF
									PERFECT LAP	1:34.805		
1	100	HUNTER	54.851	53	McGLYNN	39.954	1	100	HUNTER	1:35.342	1:35.429	0.087
2	53	McGLYNN	55.515	100	HUNTER	40.491	2	53	McGLYNN	1:35.469	1:35.811	0.342
3	212	PALLET	56.059	508	McFADDEN	40.980	3	212	PALLET	1:37.127	1:38.019	0.892
4	110	CLARKE	56.298	212	PALLET	41.068	4	110	CLARKE	1:37.700	1:37.798	0.098
5	200	BURNHAM	56.852	51	CLARKE	41.367	5	508	McFADDEN	1:38.177	1:38.487	0.310
6	51	CLARKE	56.884	110	CLARKE	41.402	6	51	CLARKE	1:38.251	1:38.745	0.494
7	508	McFADDEN	57.197	200	BURNHAM	41.405	7	200	BURNHAM	1:38.257	1:38.931	0.674
8	344	WILLIAMS	57.286	344	WILLIAMS	41.513	8	344	WILLIAMS	1:38.799	1:38.819	0.020
9	91	HARRISON	57.572	91	HARRISON	41.869	9	91	HARRISON	1:39.441	1:39.723	0.282
10	19	GRANT	58.935	22	GATHERCOLE	42.563	10	19	GRANT	1:41.709	1:41.709	0.000
11	35	WARD	59.146	66	HILL	42.600	11	22	GATHERCOLE	1:41.902	1:42.182	0.280
12	86	LOPES	59.277	19	GRANT	42.774	12	35	WARD	1:41.940	1:41.940	0.000
13	22	GATHERCOLE	59.339	35	WARD	42.794	13	66	HILL	1:42.279	1:42.295	0.016
14	32	FINLAYSON-GREEN	59.373	86	LOPES	43.238	14	86	LOPES	1:42.515	1:42.597	0.082
15	165	HUMPHRIES	59.408	32	FINLAYSON-GREEN	43.296	15	32	FINLAYSON-GREEN	1:42.669	1:42.750	0.081
16	66	HILL	59.679	165	HUMPHRIES	43.382	16	165	HUMPHRIES	1:42.790	1:43.578	0.788
17	107	WILLIAMSON	59.960	501	COID	43.590	17	501	COID	1:43.624	1:44.473	0.849
18	501	COID	1:00.034	999	DWYER	43.608	18	147	SKEVINGTON	1:44.379	1:44.838	0.459
19	147	SKEVINGTON	1:00.313	147	SKEVINGTON	44.066	19	107	WILLIAMSON	1:44.739	1:45.103	0.364
20	228	McFADDEN	1:00.817	228	McFADDEN	44.247	20	999	DWYER	1:45.054	1:45.517	0.463
21	62	NUNN	1:00.825	179	GARNER	44.345	21	228	McFADDEN	1:45.064	1:45.642	0.578
22	179	GARNER	1:00.866	180	OVEL	44.701	22	179	GARNER	1:45.211	1:45.728	0.517
23	999	DWYER	1:01.446	107	WILLIAMSON	44.779	23	62	NUNN	1:45.921	1:45.921	0.000
24	207	STIMSON	1:01.850	62	NUNN	45.096	24	180	OVEL	1:46.594	1:46.843	0.249
25	180	OVEL	1:01.893	207	STIMSON	45.292	25	207	STIMSON	1:47.142	1:47.859	0.717
26	85	HATTERSLEY	1:02.479	888	FAGG	45.665	26	82	MORRIS	1:48.222	1:48.672	0.450
27	82	MORRIS	1:02.508	82	MORRIS	45.714	27	888	FAGG	1:48.259	1:49.180	0.921
28	888	FAGG	1:02.594	28	BICKNELL	45.832	28	85	HATTERSLEY	1:48.769	1:48.811	0.042
29	28	BICKNELL	1:03.121	85	HATTERSLEY	46.290	29	28	BICKNELL	1:48.953	1:49.000	0.047
30	155	SMITH	1:04.058	111	FINLAYSON-GREEN	46.764	30	155	SMITH	1:51.482	1:51.519	0.037
31	111	FINLAYSON-GREEN	1:06.122	155	SMITH	47.424	31	111	FINLAYSON-GREEN	1:52.886	1:53.377	0.491
32	41	NURRISH	1:07.453	41	NURRISH	48.959	32	41	NURRISH	1:56.412	1:56.606	0.194
33	42	EVANS	1:07.588	42	EVANS	49.000	33	42	EVANS	1:56.588	1:56.588	0.000
34												

Weather / Track : Cloudy / Dry

Cadwell Park

Circuit Length = 2.1800 miles

Start: 14:09 Flag 14:24 End: 14:27

Results can be found at www.tsl-timing.com

Printed - 14:28 Sunday, 27 June 2021

BMCRC - MRO Championships 2021 - Rnd 3 @ Cadwell Park

BMCRC Rookie 600 & Rookie 1000

RACE 10 - STATISTICS

Competitors Started 34
Planned Start 2021-06-27 @ 13:05:00.000
Actual Start 2021-06-27 @ 14:09:46.069
Finish Time 2021-06-27 @ 14:24:42.542
Track Length 2.1800mi.
Total Laps 275
Total Distance Covered 599.5051mi.

Session Fastest Lap History

NO	CL	NAME	LAP TIME	TIME OF DAY	LAP	VEHICLE
53	1000	Seamus McGLYNN	1:42.865	14:11:28.956	1	Yamaha R1
53	1000	Seamus McGLYNN	1:35.811	14:13:04.768	2	Yamaha R1
100	1000	Antony HUNTER	1:35.429	14:13:05.416	2	Kawasaki ZX10

Session Leader History

NO	CL	NAME	FROM LAP	LAPS LED	DISTANCE	VEHICLE
53	1000	Seamus McGLYNN	1	2	4.36 miles	Yamaha R1
100	1000	Antony HUNTER	3	7	15.26 miles	Kawasaki ZX10

Flag History

TYPE	TIME OF DAY
GREEN	14:09:46.069
FINISH	14:24:42.542

Flag Statistics

TYPE	COUNT	TOTAL LAPS	TOTAL TIME
Green	1	9	17:28.680
Red	0	0	0.000
Safety Car	0	0	0.000
FCY	0	0	0.000

BMCRC - MRO Championships 2021 - Rnd 3 @ Cadwell Park

BMCRC Rookie 600 & Rookie 1000

RACE 10 - STATISTICS

CLASS : 1000

17 Starters

Fastest Lap History

NO	NAME	LAP TIME	TIME OF DAY	LAP	VEHICLE
53	Seamus McGLYNN	1:42.865	14:11:28.956	1	Yamaha R1
53	Seamus McGLYNN	1:35.811	14:13:04.768	2	Yamaha R1
100	Antony HUNTER	1:35.429	14:13:05.416	2	Kawasaki ZX10

Leader History

NO	NAME	FROM LAP	LAPS LED	DISTANCE	VEHICLE
53	Seamus McGLYNN	1	2	4.36 miles	Yamaha R1
100	Antony HUNTER	3	7	15.26 miles	Kawasaki ZX10

BMCRC - MRO Championships 2021 - Rnd 3 @ Cadwell Park

BMCRC Rookie 600 & Rookie 1000

RACE 10 - STATISTICS

CLASS : 600

17 Starters

Fastest Lap History

NO	NAME	LAP TIME	TIME OF DAY	LAP	VEHICLE
200	Dan BURNHAM	2:14.311	14:12:00.397	1	Triumph DAYTONA 675
200	Dan BURNHAM	1:39.276	14:13:39.673	2	Triumph DAYTONA 675
51	Ross CLARKE	1:39.069	14:13:40.586	2	Kawasaki ZX6R
51	Ross CLARKE	1:38.745	14:16:59.686	4	Kawasaki ZX6R
212	Matt PALLETT	1:38.578	14:18:42.454	5	Kawasaki ZX6R
212	Matt PALLETT	1:38.019	14:20:20.475	6	Kawasaki ZX6R

Leader History

NO	NAME	FROM LAP	LAPS LED	DISTANCE	VEHICLE
200	Dan BURNHAM	1	2	4.36 miles	Triumph DAYTONA 675
51	Ross CLARKE	3	5	10.90 miles	Kawasaki ZX6R
212	Matt PALLETT	8	2	4.36 miles	Kawasaki ZX6R

BMCRC - MRO Championships 2021 - Rnd 3 @ Cadwell Park

BMCRC Rookie 600 & Rookie 1000

RACE 20 - GRID (7 Laps)



CONTRACTORS LTD

ROW 14	40	80	Stephen LANE										
ROW 13	37	41	Daniel NURRISH	1:56.606	38	63	Robert BUSH	39	30	Adam GATHERCOLE	1:56.588		
ROW 12		34	28	Craig BICKNELL	1:49.000	35	155	Eliot SMITH	1:51.519	36	42	Kai EVANS	
ROW 11	31	62	Oliver NUNN	1:45.921	32	207	Harry STIMSON	1:47.859	33	85	David HATTERSLEY	1:48.811	
ROW 10		28	501	Ashley COID	1:44.473	29	228	Paul McFADDEN	1:45.642	30	179	Thomas GARNER	1:45.728
ROW 9	25	35	Reuben WARD	1:41.940	26	22	Matt GATHERCOLE	1:42.182	27	165	Joshua HUMPHRIES	1:43.578	
ROW 8		22	212	Matt PALLETT	1:38.019	23	51	Ross CLARKE	1:38.745	24	200	Dan BURNHAM	1:38.931
ROW 7	19					20				21			
ROW 6		16	888	Paul FAGG	1:49.180	17	111	Evan FINLAYSON-GREEN	1:53.377	18	201	Scott WEST	
ROW 5	13	999	Jack DWYER	1:45.517	14	180	Mark OVEL	1:46.843	15	82	Paul MORRIS	1:48.672	
ROW 4		10	32	Louis FINLAYSON-GREEN	1:42.750	11	147	Mark SKEVINGTON	1:44.838	12	107	Dave WILLIAMSON	1:45.103
ROW 3	7	19	Lee GRANT	1:41.709	8	66	Jonny HILL	1:42.295	9	86	Frederico LOPES	1:42.597	
ROW 2		4	508	Daniel McFADDEN	1:38.487	5	344	Andrew WILLIAMS	1:38.819	6	91	Thomas HARRISON	1:39.723
ROW 1	1	100	Antony HUNTER	1:35.429	2	53	Seamus McGLYNN	1:35.811	3	110	Michael CLARKE	1:37.798	
			Pole										

These results are provisional until the conclusion of any judicial and technical matters. Cadwell Park
Circuit Length = 2.1800 miles

Clerk Of Course :	Stewards :	Timekeeper : Sarah Evans
-------------------	------------	--------------------------

Results can be found at www.tsl-timing.com

Printed - 14:30 Sunday, 27 June 2021



BMCRC - MRO Championships 2021 - Rnd 3 @ Cadwell Park

BMCRC Rookie 600 & Rookie 1000

RACE 20 - RESTART - CLASSIFICATION - AMENDED



CONTRACTORS LTD

POS	NO	CL	PIC NAME	ENTRY	LAPS	TIME	GAP	DIFF	MPH	BEST	ON
1	53	1000	1 Seamus McGLYNN	Yamaha R1 -	5	8:12.257			79.71	1:36.527	2
2	344	1000	2 Andrew WILLIAMS	Kawasaki ZX10R - Standard signs	4	6:41.949	1 Lap	1 Lap	78.09	1:38.580	2
3	110	1000	3 Michael CLARKE	Yamaha R1 - BIKEBASE.ltd	4	6:43.092	1 Lap	1.143	77.87	1:38.412	2
4	91	1000	4 Thomas HARRISON	Suzuki GSXR 1000 - RAW K9 NUTRITION	4	6:51.549	1 Lap	8.457	76.27	1:41.083	2
5	86	1000	5 Frederico LOPES	Kawasaki ZX10R - FLR Procurement Ltd	4	6:55.537	1 Lap	3.988	75.54	1:41.574	2
6	19	1000	6 Lee GRANT	Yamaha R1M - Grant carpentry and construction ltd	4	6:55.740	1 Lap	0.203	75.50	1:41.868	2
7	147	1000	7 Mark SKEVINGTON	Suzuki GSXR 1000 -	4	7:00.824	1 Lap	5.084	74.59	1:43.413	4
8	66	1000	8 Jonny HILL	Honda CBR1000 RR - Michael J Lonsdale Group	4	7:00.857	1 Lap	0.033	74.59	1:42.831	4
9	32	1000	9 Louis FINLAYSON-GREEN	Honda CBR1000RR - Revs of Horsham	4	7:01.566	1 Lap	0.709	74.46	1:42.655	4
10	51	600	1 Ross CLARKE	Kawasaki ZX6R - Ross Clarke Farriery	4	7:09.243	1 Lap	7.677	73.13	1:38.144	3
11	212	600	2 Matt PALLETT	Kawasaki ZX6R - In:timber	4	7:12.374	1 Lap	3.131	72.60	1:39.145	2
12	107	1000	10 Dave WILLIAMSON	Kawasaki ZX10R - DWM Racing	4	7:13.715	1 Lap	1.341	72.37	1:45.210	2
13	180	1000	11 Mark OVEL	Yamaha R1 - I NEED A SPONSOR	4	7:22.985	1 Lap	9.270	70.86	1:49.077	4
14	35	600	3 Reuben WARD	Kawasaki 636 -	4	7:23.192	1 Lap	0.207	70.83	1:40.837	2
15	22	600	4 Matt GATHERCOLE	Kawasaki ZX6R - Ride In Bike Tyres	4	7:23.410	1 Lap	0.218	70.79	1:42.167	2
16	888	1000	12 Paul FAGG	Honda CBR 1000RR -	4	7:28.276	1 Lap	4.866	70.02	1:49.809	2
17	501	600	5 Ashley COID	Kawasaki ZX636R -	4	7:28.560	1 Lap	0.284	69.98	1:43.274	2
18	165	600	6 Joshua HUMPHRIES	Yamaha R6 - GME Electrical racing	4	7:29.230	1 Lap	0.670	69.88	1:43.211	3
19	82	1000	13 Paul MORRIS	Suzuki GSXR 1000 - Rpm Performance & Engineeri	4	7:38.049	1 Lap	8.819	68.53	1:52.742	3
20	179	600	7 Thomas GARNER	Yamaha R6 -	4	7:48.794	1 Lap	10.745	66.96	1:47.640	4
21	228	600	8 Paul McFADDEN	Kawasaki ZX636 - T.McFadden Plant Ltd	4	7:49.985	1 Lap	1.191	66.79	1:47.642	4
22	62	600	9 Oliver NUNN	Yamaha R6 - IT UK & STVL	4	7:51.727	1 Lap	1.742	66.54	1:48.916	2
23	28	600	10 Craig BICKNELL	Yamaha R6 - On Point Security LTD	4	7:51.930	1 Lap	0.203	66.51	1:49.261	3
24	207	600	11 Harry STIMSON	Yamaha R6 -	4	8:12.696	1 Lap	20.766	63.71	1:52.415	4
25	41	600	12 Daniel NURRISH	Yamaha R6 - Dcn Autobody	3	6:30.724	2 Laps	1 Lap	60.25	1:58.597	3
26	42	600	13 Kai EVANS	Suzuki GSXR 600 - CBS Ltd Construction and Engir	3	6:31.103	2 Laps	0.379	60.19	1:57.594	2

NOT CLASSIFIED

DNF	100	1000	Antony HUNTER	Kawasaki ZX10 - Uncletoms motoring centre	4	6:33.056	1 Lap	0.000	79.86	1:36.212	3
DNF	200	600	Dan BURNHAM	Triumph DAYTONA 675 - BDR RACING / KY JAX	0						
DNF	508	1000	Daniel McFADDEN	Kawasaki ZX10RR - Danny McFadden Racing	0						
NS	30	600	Adam GATHERCOLE	Triumph DAYTONA 675 - Ride In Bike Tyres	0						
NS	63	600	Robert BUSH	Suzuki GSXR 600 - Legacy Racing	0						
NS	80	600	Stephen LANE	Kawasaki ZX6R -	0						
NS	85	600	David HATTERSLEY	Triumph 675 -	0						
NS	111	1000	Evan FINLAYSON-GREEN	Honda CBR1000RR - Revs Of Horsham	0						
NS	155	600	Eliot SMITH	Honda CBR600RR - Pro-Moto Europe Ltd	0						
NS	201	1000	Scott WEST	Suzuki GSXR1000 -	0						
NS	999	1000	Jack DWYER	Suzuki GSXR750 SRAD -	0						

FASTEST LAP

100	1000	Antony HUNTER	Kawasaki ZX10 - Uncletoms motoring centre	3	1:36.212	81.57 mph	131.27 kph
51	600	Ross CLARKE	Kawasaki ZX6R - Ross Clarke Farriery	3	1:38.144	79.96 mph	128.69 kph

Bike 508 - Did not take restart after Red Flag
Bike 100 - Not running at time of (2nd) Red Flag
Class 1000 - 92.5% of Race Speed = 73.73 mph
Class 600 - 92.5% of Race Speed = 67.64 mph

Weather / Track : Cloudy / Dry

These results are provisional until the conclusion of any judicial and technical matters.

Cadwell Park: 2.1800 miles
 Race Distance: 5 Laps / 10.90 miles
 Start: 18:06 Flag 18:14 End: 18:16

Clerk Of Course :	Stewards :	Timekeeper : Sarah Evans
-------------------	------------	--------------------------

Results can be found at www.tsl-timing.com

Printed - 14:26 Monday, 28 June 2021



BMCRC - MRO Championships 2021 - Rnd 3 @ Cadwell Park

BMCRC Rookie 600 & Rookie 1000

RACE 20 - RESTART - LAP CHART

LAP 1 @ 18:08:03.154

NO	BEHIND	LAP TIME
53		1:41.904
100	1.860	1:43.764
344	2.756	1:44.660
110	3.088	1:44.992
91	4.843	1:46.747
86	6.603	1:48.507
19	7.038	1:48.942
147	8.215	1:50.119
66	8.706	1:50.610
32	9.384	1:51.288
107	13.385	1:55.289
180	13.516	1:55.420
888	16.067	1:57.971
82	17.428	1:59.332
51	30.575	2:12.479
212	31.694	2:13.598
22	33.412	2:15.316
35	33.962	2:15.866
501	35.990	2:17.894
165	36.848	2:18.752
28	41.115	2:23.019
179	41.273	2:23.177
228	42.139	2:24.043
62	42.644	2:24.548
41	51.099	2:33.003
207	51.942	2:33.846
42	53.245	2:35.149

LAP 2 @ 18:09:39.681

NO	BEHIND	LAP TIME
53		1:36.527
100	1.784	1:36.451
344	4.809	1:38.580
110	4.973	1:38.412
91	9.399	1:41.083
86	11.650	1:41.574
19	12.379	1:41.868
147	15.351	1:43.663
66	15.767	1:43.588
32	16.326	1:43.469
107	22.068	1:45.210
180	26.398	1:49.409
888	29.349	1:49.809
51	32.971	1:38.923
82	33.711	1:52.810
212	34.312	1:39.145
35	38.272	1:40.837
22	39.052	1:42.167
501	42.737	1:43.274
165	43.621	1:43.300
179	54.463	1:49.717
28	54.516	1:49.928
228	54.901	1:49.289
62	55.033	1:48.916
207	1:09.272	1:53.857
41	1:13.696	1:59.124
42	1:14.312	1:57.594

LAP 3 @ 18:11:16.752

NO	BEHIND	LAP TIME
53		1:37.071

100	0.925	1:36.212
344	7.773	1:40.035
110	8.538	1:40.636
91	14.128	1:41.800
86	17.293	1:42.714
19	17.422	1:42.114
147	21.909	1:43.629
66	22.524	1:43.828
32	23.409	1:44.154
107	31.492	1:46.495
51	34.044	1:38.144
212	37.463	1:40.222
180	38.406	1:49.079
888	42.821	1:50.543
35	43.464	1:42.263
22	44.225	1:42.244
82	49.382	1:52.742
501	49.542	1:43.876
165	49.761	1:43.211
179	1:05.652	1:48.260
28	1:06.706	1:49.261
228	1:06.841	1:49.011
62	1:06.943	1:48.981
207	1:24.779	1:52.578
41	1:35.222	1:58.597
42	1:35.601	1:58.360

LAP 4 @ 18:12:53.639

NO	BEHIND	LAP TIME
53		1:36.887
100	0.667	1:36.629
344	9.560	1:38.674
110	10.703	1:39.052
91	19.160	1:41.919
86	23.148	1:42.742
19	23.351	1:42.816
147	28.435	1:43.413
66	28.468	1:42.831
32	29.177	1:42.655
51	36.854	1:39.697
212	39.985	1:39.409
107	41.326	1:46.721
180	50.596	1:49.077
35	50.803	1:44.226
22	51.021	1:43.683
888	55.887	1:49.953
501	56.171	1:43.516
165	56.841	1:43.967
82	1:05.660	1:53.165
179	1:16.405	1:47.640
228	1:17.596	1:47.642
62	1:19.338	1:49.282
28	1:19.541	1:49.722

LAP 5 @ 18:14:33.507

NO	BEHIND	LAP TIME
53		1:39.868
207	1 Lap	1:52.415

Cadwell Park
Circuit Length = 2.1800 miles
Start: 18:06 Flag 18:14 End: 18:16

Weather / Track : Cloudy / Dry

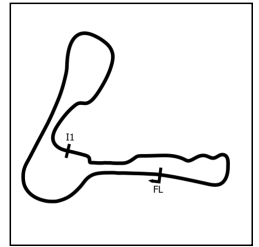
Results can be found at www.tsl-timing.com

Printed - 18:20 Sunday, 27 June 2021

BMCRC - MRO Championships 2021 - Rnd 3 @ Cadwell Park

BMCRC Rookie 600 & Rookie 1000

RACE 20 - RESTART - SECTOR ANALYSIS



SECTOR 1 = FL to I1, SECTOR 2 = I1 to FL, DIFF = Difference To Personal Best Lap, P = Crossed Finish Line in Pit Lane, D = Time Disallowed

P1 53 1000 Seamus McGLYNN		Yamaha R1 -				
IDEAL LAP TIME : 1:36.527		BEST LAP TIME : 1:36.527		DIFFERENCE : 0.000		
LAP	SECTOR 1	SECTOR 2	LAP TIME	MPH	DIFF	TIME OF DAY
1 -		40.326	1:41.904	77.01	5.377	18:08:03.154
2 -	56.331	40.196	1:36.527 (1)	81.30		18:09:39.681
3 -	56.527	40.544	1:37.071 (3)	80.84	0.544	18:11:16.752
4 -	56.437	40.450	1:36.887 (2)	81.00	0.360	18:12:53.639
5 -	58.952	40.916	1:39.868	78.58	3.341	18:14:33.507

P2 344 1000 Andrew WILLIAMS		Kawasaki ZX10R - Standard signs				
IDEAL LAP TIME : 1:38.347		BEST LAP TIME : 1:38.580		DIFFERENCE : 0.233		
LAP	SECTOR 1	SECTOR 2	LAP TIME	MPH	DIFF	TIME OF DAY
1 -		41.537	1:44.660	74.98	6.080	18:08:05.910
2 -	56.936	41.644	1:38.580 (1)	79.61		18:09:44.490
3 -	58.353	41.682	1:40.035 (3)	78.45	1.455	18:11:24.525
4 -	57.263	41.411	1:38.674 (2)	79.53	0.094	18:13:03.199

P3 110 1000 Michael CLARKE		Yamaha R1 - BIKEBASE.ltd				
IDEAL LAP TIME : 1:38.120		BEST LAP TIME : 1:38.412		DIFFERENCE : 0.292		
LAP	SECTOR 1	SECTOR 2	LAP TIME	MPH	DIFF	TIME OF DAY
1 -		41.312	1:44.992	74.74	6.580	18:08:06.242
2 -	56.808	41.604	1:38.412 (1)	79.74		18:09:44.654
3 -	58.857	41.779	1:40.636 (3)	77.98	2.224	18:11:25.290
4 -	57.482	41.570	1:39.052 (2)	79.23	0.640	18:13:04.342

P4 91 1000 Thomas HARRISON		Suzuki GSXR 1000 - RAW K9 NUTRITION				
IDEAL LAP TIME : 1:41.083		BEST LAP TIME : 1:41.083		DIFFERENCE : 0.000		
LAP	SECTOR 1	SECTOR 2	LAP TIME	MPH	DIFF	TIME OF DAY
1 -		42.678	1:46.747	73.51	5.664	18:08:07.997
2 -	58.541	42.542	1:41.083 (1)	77.63		18:09:49.080
3 -	59.079	42.721	1:41.800 (2)	77.09	0.717	18:11:30.880
4 -	59.154	42.765	1:41.919 (3)	77.00	0.836	18:13:12.799

P5 86 1000 Frederico LOPES		Kawasaki ZX10R - FLR Procurement Ltd				
IDEAL LAP TIME : 1:41.574		BEST LAP TIME : 1:41.574		DIFFERENCE : 0.000		
LAP	SECTOR 1	SECTOR 2	LAP TIME	MPH	DIFF	TIME OF DAY
1 -		43.574	1:48.507	72.32	6.933	18:08:09.757
2 -	58.421	43.153	1:41.574 (1)	77.26		18:09:51.331
3 -	58.867	43.847	1:42.714 (2)	76.40	1.140	18:11:34.045
4 -	59.177	43.565	1:42.742 (3)	76.38	1.168	18:13:16.787

P6 19 1000 Lee GRANT		Yamaha R1M - Grant carpentry and construction ltd				
IDEAL LAP TIME : 1:41.819		BEST LAP TIME : 1:41.868		DIFFERENCE : 0.049		
LAP	SECTOR 1	SECTOR 2	LAP TIME	MPH	DIFF	TIME OF DAY
1 -		43.417	1:48.942	72.03	7.074	18:08:10.192
2 -	58.877	42.991	1:41.868 (1)	77.04		18:09:52.060
3 -	58.828	43.286	1:42.114 (2)	76.85	0.246	18:11:34.174
4 -	59.375	43.441	1:42.816 (3)	76.33	0.948	18:13:16.990

P7 147 1000 Mark SKEVINGTON		Suzuki GSXR 1000 -				
IDEAL LAP TIME : 1:43.133		BEST LAP TIME : 1:43.413		DIFFERENCE : 0.280		
LAP	SECTOR 1	SECTOR 2	LAP TIME	MPH	DIFF	TIME OF DAY
1 -		43.826	1:50.119	71.26	6.706	18:08:11.369
2 -	59.882	43.781	1:43.663 (3)	75.70	0.250	18:09:55.032
3 -	59.827	43.802	1:43.629 (2)	75.73	0.216	18:11:38.661
4 -	59.352	44.061	1:43.413 (1)	75.89		18:13:22.074

Weather / Track : Cloudy / Dry

Cadwell Park
Circuit Length = 2.1800 miles
Start: 18:06 Flag 18:14 End: 18:16

BMCRC - MRO Championships 2021 - Rnd 3 @ Cadwell Park

BMCRC Rookie 600 & Rookie 1000

RACE 20 - RESTART - SECTOR ANALYSIS



SECTOR 1 = FL to I1, SECTOR 2 = I1 to FL, DIFF = Difference To Personal Best Lap, P = Crossed Finish Line in Pit Lane, D = Time Disallowed

P8 66 1000 Jonny HILL		Honda CBR1000 RR - Michael J Lonsdale Group				
IDEAL LAP TIME : 1:42.799		BEST LAP TIME : 1:42.831		DIFFERENCE : 0.032		
LAP	SECTOR 1	SECTOR 2	LAP TIME	MPH	DIFF	TIME OF DAY
1 -		43.592	1:50.610	70.95	7.779	18:08:11.860
2 -	59.830	43.758	1:43.588 (2)	75.76	0.757	18:09:55.448
3 -	59.997	43.831	1:43.828 (3)	75.58	0.997	18:11:39.276
4 -	59.256	43.575	1:42.831 (1)	76.32		18:13:22.107

P9 32 1000 Louis FINLAYSON-GREEN		Honda CBR1000RR - Revs of Horsham				
IDEAL LAP TIME : 1:42.655		BEST LAP TIME : 1:42.655		DIFFERENCE : 0.000		
LAP	SECTOR 1	SECTOR 2	LAP TIME	MPH	DIFF	TIME OF DAY
1 -		44.182	1:51.288	70.51	8.633	18:08:12.538
2 -	59.459	44.010	1:43.469 (2)	75.84	0.814	18:09:56.007
3 -	59.695	44.459	1:44.154 (3)	75.35	1.499	18:11:40.161
4 -	59.225	43.430	1:42.655 (1)	76.45		18:13:22.816

P10 51 600 Ross CLARKE		Kawasaki ZX6R - Ross Clarke Farriery				
IDEAL LAP TIME : 1:38.144		BEST LAP TIME : 1:38.144		DIFFERENCE : 0.000		
LAP	SECTOR 1	SECTOR 2	LAP TIME	MPH	DIFF	TIME OF DAY
1 -		41.764	2:12.479	59.23	34.335	18:08:33.729
2 -	56.929	41.994	1:38.923 (2)	79.33	0.779	18:10:12.652
3 -	56.838	41.306	1:38.144 (1)	79.96		18:11:50.796
4 -	57.597	42.100	1:39.697 (3)	78.71	1.553	18:13:30.493

P11 212 600 Matt PALLETT		Kawasaki ZX6R - In:timber				
IDEAL LAP TIME : 1:38.858		BEST LAP TIME : 1:39.145		DIFFERENCE : 0.287		
LAP	SECTOR 1	SECTOR 2	LAP TIME	MPH	DIFF	TIME OF DAY
1 -		41.776	2:13.598	58.74	34.453	18:08:34.848
2 -	57.462	41.683	1:39.145 (1)	79.15		18:10:13.993
3 -	58.265	41.957	1:40.222 (3)	78.30	1.077	18:11:54.215
4 -	57.175	42.234	1:39.409 (2)	78.94	0.264	18:13:33.624

P12 107 1000 Dave WILLIAMSON		Kawasaki ZX10R - DWM Racing				
IDEAL LAP TIME : 1:45.210		BEST LAP TIME : 1:45.210		DIFFERENCE : 0.000		
LAP	SECTOR 1	SECTOR 2	LAP TIME	MPH	DIFF	TIME OF DAY
1 -		45.493	1:55.289	68.07	10.079	18:08:16.539
2 -	1:00.159	45.051	1:45.210 (1)	74.59		18:10:01.749
3 -	1:00.903	45.592	1:46.495 (2)	73.69	1.285	18:11:48.244
4 -	1:01.354	45.367	1:46.721 (3)	73.53	1.511	18:13:34.965

P13 180 1000 Mark OVEL		Yamaha R1 - I NEED A SPONSOR				
IDEAL LAP TIME : 1:48.580		BEST LAP TIME : 1:49.077		DIFFERENCE : 0.497		
LAP	SECTOR 1	SECTOR 2	LAP TIME	MPH	DIFF	TIME OF DAY
1 -		45.803	1:55.420	67.99	6.343	18:08:16.670
2 -	1:03.651	45.758	1:49.409 (3)	71.73	0.332	18:10:06.079
3 -	1:03.271	45.808	1:49.079 (2)	71.94	0.002	18:11:55.158
4 -	1:03.768	45.309	1:49.077 (1)	71.94		18:13:44.235

P14 35 600 Reuben WARD		Kawasaki 636 -				
IDEAL LAP TIME : 1:40.837		BEST LAP TIME : 1:40.837		DIFFERENCE : 0.000		
LAP	SECTOR 1	SECTOR 2	LAP TIME	MPH	DIFF	TIME OF DAY
1 -		42.372	2:15.866	57.76	35.029	18:08:37.116
2 -	58.618	42.219	1:40.837 (1)	77.82		18:10:17.953
3 -	59.526	42.737	1:42.263 (2)	76.74	1.426	18:12:00.216
4 -	1:01.199	43.027	1:44.226 (3)	75.29	3.389	18:13:44.442

Weather / Track : Cloudy / Dry

Cadwell Park
Circuit Length = 2.1800 miles
Start: 18:06 Flag 18:14 End: 18:16

BMCRC - MRO Championships 2021 - Rnd 3 @ Cadwell Park

BMCRC Rookie 600 & Rookie 1000

RACE 20 - RESTART - SECTOR ANALYSIS



SECTOR 1 = FL to I1, SECTOR 2 = I1 to FL, DIFF = Difference To Personal Best Lap, P = Crossed Finish Line in Pit Lane, D = Time Disallowed

P15 22 600		Matt GATHERCOLE		Kawasaki ZX6R - Ride In Bike Tyres		
IDEAL LAP TIME : 1:42.150		BEST LAP TIME : 1:42.167		DIFFERENCE : 0.017		
LAP	SECTOR 1	SECTOR 2	LAP TIME	MPH	DIFF	TIME OF DAY
1 -		42.475	2:15.316	57.99	33.149	18:08:36.566
2 -	59.675	42.492	1:42.167 (1)	76.81		18:10:18.733
3 -	59.764	42.480	1:42.244 (2)	76.75	0.077	18:12:00.977
4 -	1:01.078	42.605	1:43.683 (3)	75.69	1.516	18:13:44.660

P16 888 1000		Paul FAGG		Honda CBR 1000RR -		
IDEAL LAP TIME : 1:49.220		BEST LAP TIME : 1:49.809		DIFFERENCE : 0.589		
LAP	SECTOR 1	SECTOR 2	LAP TIME	MPH	DIFF	TIME OF DAY
1 -		46.637	1:57.971	66.52	8.162	18:08:19.221
2 -	1:03.077	46.732	1:49.809 (1)	71.47		18:10:09.030
3 -	1:04.139	46.404	1:50.543 (3)	70.99	0.734	18:11:59.573
4 -	1:03.810	46.143	1:49.953 (2)	71.37	0.144	18:13:49.526

P17 501 600		Ashley COID		Kawasaki ZX636R -		
IDEAL LAP TIME : 1:42.964		BEST LAP TIME : 1:43.274		DIFFERENCE : 0.310		
LAP	SECTOR 1	SECTOR 2	LAP TIME	MPH	DIFF	TIME OF DAY
1 -		43.552	2:17.894	56.91	34.620	18:08:39.144
2 -	59.412	43.862	1:43.274 (1)	75.99		18:10:22.418
3 -	59.767	44.109	1:43.876 (3)	75.55	0.602	18:12:06.294
4 -	59.960	43.556	1:43.516 (2)	75.81	0.242	18:13:49.810

P18 165 600		Joshua HUMPHRIES		Yamaha R6 - GME Electrical racing		
IDEAL LAP TIME : 1:43.169		BEST LAP TIME : 1:43.211		DIFFERENCE : 0.042		
LAP	SECTOR 1	SECTOR 2	LAP TIME	MPH	DIFF	TIME OF DAY
1 -		44.156	2:18.752	56.56	35.541	18:08:40.002
2 -	59.566	43.734	1:43.300 (2)	75.97	0.089	18:10:23.302
3 -	59.435	43.776	1:43.211 (1)	76.03		18:12:06.513
4 -	1:00.141	43.826	1:43.967 (3)	75.48	0.756	18:13:50.480

P19 82 1000		Paul MORRIS		Suzuki GSXR 1000 - Rpm Performance & Engineering		
IDEAL LAP TIME : 1:51.828		BEST LAP TIME : 1:52.742		DIFFERENCE : 0.914		
LAP	SECTOR 1	SECTOR 2	LAP TIME	MPH	DIFF	TIME OF DAY
1 -		47.561	1:59.332	65.76	6.590	18:08:20.582
2 -	1:05.094	47.716	1:52.810 (2)	69.56	0.068	18:10:13.392
3 -	1:06.008	46.734	1:52.742 (1)	69.61		18:12:06.134
4 -	1:05.415	47.750	1:53.165 (3)	69.35	0.423	18:13:59.299

P20 179 600		Thomas GARNER		Yamaha R6 -		
IDEAL LAP TIME : 1:47.640		BEST LAP TIME : 1:47.640		DIFFERENCE : 0.000		
LAP	SECTOR 1	SECTOR 2	LAP TIME	MPH	DIFF	TIME OF DAY
1 -		45.901	2:23.177	54.81	35.537	18:08:44.427
2 -	1:03.535	46.182	1:49.717 (3)	71.53	2.077	18:10:34.144
3 -	1:02.606	45.654	1:48.260 (2)	72.49	0.620	18:12:22.404
4 -	1:02.518	45.122	1:47.640 (1)	72.91		18:14:10.044

P21 228 600		Paul McFADDEN		Kawasaki ZX636 - T.McFadden Plant Ltd		
IDEAL LAP TIME : 1:47.642		BEST LAP TIME : 1:47.642		DIFFERENCE : 0.000		
LAP	SECTOR 1	SECTOR 2	LAP TIME	MPH	DIFF	TIME OF DAY
1 -		46.148	2:24.043	54.48	36.401	18:08:45.293
2 -	1:03.071	46.218	1:49.289 (3)	71.81	1.647	18:10:34.582
3 -	1:03.270	45.741	1:49.011 (2)	71.99	1.369	18:12:23.593
4 -	1:02.720	44.922	1:47.642 (1)	72.90		18:14:11.235

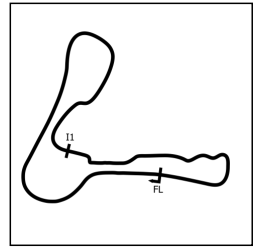
Weather / Track : Cloudy / Dry

Cadwell Park
Circuit Length = 2.1800 miles
Start: 18:06 Flag 18:14 End: 18:16

BMCRC - MRO Championships 2021 - Rnd 3 @ Cadwell Park

BMCRC Rookie 600 & Rookie 1000

RACE 20 - RESTART - SECTOR ANALYSIS



SECTOR 1 = FL to I1, SECTOR 2 = I1 to FL, DIFF = Difference To Personal Best Lap, P = Crossed Finish Line in Pit Lane, D = Time Disallowed

P22 62 600		Oliver NUNN		Yamaha R6 - IT UK & STVL		
IDEAL LAP TIME : 1:48.391		BEST LAP TIME : 1:48.916		DIFFERENCE : 0.525		
LAP	SECTOR 1	SECTOR 2	LAP TIME	MPH	DIFF	TIME OF DAY
1 -		45.934	2:24.548	54.29	35.632	18:08:45.798
2 -	1:02.894	46.022	1:48.916 (1)	72.05		18:10:34.714
3 -	1:03.484	45.497	1:48.981 (2)	72.01	0.065	18:12:23.695
4 -	1:03.146	46.136	1:49.282 (3)	71.81	0.366	18:14:12.977

P23 28 600		Craig BICKNELL		Yamaha R6 - On Point Security LTD		
IDEAL LAP TIME : 1:48.544		BEST LAP TIME : 1:49.261		DIFFERENCE : 0.717		
LAP	SECTOR 1	SECTOR 2	LAP TIME	MPH	DIFF	TIME OF DAY
1 -		46.070	2:23.019	54.87	33.758	18:08:44.269
2 -	1:03.317	46.611	1:49.928 (3)	71.39	0.667	18:10:34.197
3 -	1:03.572	45.689	1:49.261 (1)	71.82		18:12:23.458
4 -	1:02.855	46.867	1:49.722 (2)	71.52	0.461	18:14:13.180

P24 207 600		Harry STIMSON		Yamaha R6 -		
IDEAL LAP TIME : 1:52.260		BEST LAP TIME : 1:52.415		DIFFERENCE : 0.155		
LAP	SECTOR 1	SECTOR 2	LAP TIME	MPH	DIFF	TIME OF DAY
1 -		49.407	2:33.846	51.01	41.431	18:08:55.096
2 -	1:06.869	46.988	1:53.857 (3)	68.92	1.442	18:10:48.953
3 -	1:05.586	46.992	1:52.578 (2)	69.71	0.163	18:12:41.531
4 -	1:05.741	46.674	1:52.415 (1)	69.81		18:14:33.946

P25 100 1000		Antony HUNTER		Kawasaki ZX10 - Uncletoms motoring centre		
IDEAL LAP TIME : 1:36.212		BEST LAP TIME : 1:36.212		DIFFERENCE : 0.000		
LAP	SECTOR 1	SECTOR 2	LAP TIME	MPH	DIFF	TIME OF DAY
1 -		41.942	1:43.764	75.63	7.552	18:08:05.014
2 -	55.404	41.047	1:36.451 (2)	81.36	0.239	18:09:41.465
3 -	55.396	40.816	1:36.212 (1)	81.57		18:11:17.677
4 -	55.790	40.839	1:36.629 (3)	81.21	0.417	18:12:54.306

P26 41 600		Daniel NURRISH		Yamaha R6 - Dcn Autobody		
IDEAL LAP TIME : 1:57.649		BEST LAP TIME : 1:58.597		DIFFERENCE : 0.948		
LAP	SECTOR 1	SECTOR 2	LAP TIME	MPH	DIFF	TIME OF DAY
1 -		48.955	2:33.003 (3)	51.29	34.406	18:08:54.253
2 -	1:08.694	50.430	1:59.124 (2)	65.88	0.527	18:10:53.377
3 -	1:08.849	49.748	1:58.597 (1)	66.17		18:12:51.974

P27 42 600		Kai EVANS		Suzuki GSXR 600 - CBS Ltd Construction and Engineering		
IDEAL LAP TIME : 1:56.815		BEST LAP TIME : 1:57.594		DIFFERENCE : 0.779		
LAP	SECTOR 1	SECTOR 2	LAP TIME	MPH	DIFF	TIME OF DAY
1 -		50.391	2:35.149 (3)	50.58	37.555	18:08:56.399
2 -	1:07.008	50.586	1:57.594 (1)	66.73		18:10:53.993
3 -	1:08.553	49.807	1:58.360 (2)	66.30	0.766	18:12:52.353

Weather / Track : Cloudy / Dry

Cadwell Park
Circuit Length = 2.1800 miles
Start: 18:06 Flag 18:14 End: 18:16

BMCRC - MRO Championships 2021 - Rnd 3 @ Cadwell Park

BMCRC Rookie 600 & Rookie 1000

RACE 20 - RESTART - BEST SECTORS

SECTOR 1			SECTOR 2			IDEAL / BEST COMPARISON						
POS	NO	NAME	TIME	NO	NAME	TIME	POS	NO	NAME	IDEAL	BEST	DIFF
									PERFECT LAP	1:35.592		
1	100	HUNTER	55.396	53	McGLYNN	40.196	1	100	HUNTER	1:36.212	1:36.212	0.000
2	53	McGLYNN	56.331	100	HUNTER	40.816	2	53	McGLYNN	1:36.527	1:36.527	0.000
3	110	CLARKE	56.808	51	CLARKE	41.306	3	110	CLARKE	1:38.120	1:38.412	0.292
4	51	CLARKE	56.838	110	CLARKE	41.312	4	51	CLARKE	1:38.144	1:38.144	0.000
5	344	WILLIAMS	56.936	344	WILLIAMS	41.411	5	344	WILLIAMS	1:38.347	1:38.580	0.233
6	212	PALLET	57.175	212	PALLET	41.683	6	212	PALLET	1:38.858	1:39.145	0.287
7	86	LOPES	58.421	35	WARD	42.219	7	35	WARD	1:40.837	1:40.837	0.000
8	91	HARRISON	58.541	22	GATHERCOLE	42.475	8	91	HARRISON	1:41.083	1:41.083	0.000
9	35	WARD	58.618	91	HARRISON	42.542	9	86	LOPES	1:41.574	1:41.574	0.000
10	19	GRANT	58.828	19	GRANT	42.991	10	19	GRANT	1:41.819	1:41.868	0.049
11	66	HILL	59.224	86	LOPES	43.153	11	22	GATHERCOLE	1:42.150	1:42.167	0.017
12	32	FINLAYSON-GREEN	59.225	32	FINLAYSON-GREEN	43.430	12	32	FINLAYSON-GREEN	1:42.655	1:42.655	0.000
13	147	SKEVINGTON	59.352	501	COID	43.552	13	66	HILL	1:42.799	1:42.831	0.032
14	501	COID	59.412	66	HILL	43.575	14	501	COID	1:42.964	1:43.274	0.310
15	165	HUMPHRIES	59.435	165	HUMPHRIES	43.734	15	147	SKEVINGTON	1:43.133	1:43.413	0.280
16	22	GATHERCOLE	59.675	147	SKEVINGTON	43.781	16	165	HUMPHRIES	1:43.169	1:43.211	0.042
17	107	WILLIAMSON	1:00.159	228	McFADDEN	44.922	17	107	WILLIAMSON	1:45.210	1:45.210	0.000
18	179	GARNER	1:02.518	107	WILLIAMSON	45.051	18	179	GARNER	1:47.640	1:47.640	0.000
19	228	McFADDEN	1:02.720	179	GARNER	45.122	19	228	McFADDEN	1:47.642	1:47.642	0.000
20	28	BICKNELL	1:02.855	180	OVEL	45.309	20	62	NUNN	1:48.391	1:48.916	0.525
21	62	NUNN	1:02.894	28	NUNN	45.497	21	28	BICKNELL	1:48.544	1:49.261	0.717
22	888	FAGG	1:03.077	62	BICKNELL	45.689	22	180	OVEL	1:48.580	1:49.077	0.497
23	180	OVEL	1:03.271	888	FAGG	46.143	23	888	FAGG	1:49.220	1:49.809	0.589
24	82	MORRIS	1:05.094	207	STIMSON	46.674	24	82	MORRIS	1:51.828	1:52.742	0.914
25	207	STIMSON	1:05.586	82	MORRIS	46.734	25	207	STIMSON	1:52.260	1:52.415	0.155
26	42	EVANS	1:07.008	41	NURRISH	48.955	26	42	EVANS	1:56.815	1:57.594	0.779
27	41	NURRISH	1:08.694	42	EVANS	49.807	27	41	NURRISH	1:57.649	1:58.597	0.948
28												
29												

Weather / Track : Cloudy / Dry

Cadwell Park
Circuit Length = 2.1800 miles
Start: 18:06 Flag 18:14 End: 18:16

Results can be found at www.tsl-timing.com

Printed - 18:20 Sunday, 27 June 2021

BMCRC - MRO Championships 2021 - Rnd 3 @ Cadwell Park

BMCRC Rookie 600 & Rookie 1000

RACE 20 - RESTART - STATISTICS

Competitors Started 28
Planned Start 2021-06-27 @ 18:00:00.000
Actual Start 2021-06-27 @ 18:06:21.249
Finish Time 2021-06-27 @ 18:14:33.506
Track Length 2.1800mi.
Total Laps 107
Total Distance Covered 233.2619mi.

Session Fastest Lap History

NO	CL	NAME	LAP TIME	TIME OF DAY	LAP	VEHICLE
53	1000	Seamus McGLYNN	1:41.904	18:08:03.175	1	Yamaha R1
53	1000	Seamus McGLYNN	1:36.527	18:09:39.703	2	Yamaha R1
100	1000	Antony HUNTER	1:36.451	18:09:41.488	2	Kawasaki ZX10
100	1000	Antony HUNTER	1:36.212	18:11:17.701	3	Kawasaki ZX10

Session Leader History

NO	CL	NAME	FROM LAP	LAPS LED	DISTANCE	VEHICLE
53	1000	Seamus McGLYNN	1	5	10.90 miles	Yamaha R1

Flag History

TYPE	TIME OF DAY
GREEN	18:06:21.249
FINISH	18:14:33.506

Flag Statistics

TYPE	COUNT	TOTAL LAPS	TOTAL TIME
Green	1	5	9:43.874
Red	0	0	0.000
Safety Car	0	0	0.000
FCY	0	0	0.000

BMCRC - MRO Championships 2021 - Rnd 3 @ Cadwell Park

BMCRC Rookie 600 & Rookie 1000

RACE 20 - RESTART - STATISTICS

CLASS : 1000

14 Starters

Fastest Lap History

NO	NAME	LAP TIME	TIME OF DAY	LAP	VEHICLE
53	Seamus McGLYNN	1:41.904	18:08:03.175	1	Yamaha R1
53	Seamus McGLYNN	1:36.527	18:09:39.703	2	Yamaha R1
100	Antony HUNTER	1:36.451	18:09:41.488	2	Kawasaki ZX10
100	Antony HUNTER	1:36.212	18:11:17.701	3	Kawasaki ZX10

Leader History

NO	NAME	FROM LAP	LAPS LED	DISTANCE	VEHICLE
53	Seamus McGLYNN	1	5	10.90 miles	Yamaha R1

BMCRC - MRO Championships 2021 - Rnd 3 @ Cadwell Park

BMCRC Rookie 600 & Rookie 1000

RACE 20 - RESTART - STATISTICS

CLASS : 600

14 Starters

Fastest Lap History

NO	NAME	LAP TIME	TIME OF DAY	LAP	VEHICLE
51	Ross CLARKE	2:12.479	18:08:33.754	1	Kawasaki ZX6R
51	Ross CLARKE	1:38.923	18:10:12.677	2	Kawasaki ZX6R
51	Ross CLARKE	1:38.144	18:11:50.822	3	Kawasaki ZX6R

Leader History

NO	NAME	FROM LAP	LAPS LED	DISTANCE	VEHICLE
51	Ross CLARKE	1	4	8.72 miles	Kawasaki ZX6R

BMCRC-MRO Championships 2021



BMCRC THUNDERBIKE EXTREME & TBR PERFORMANCE ULTRA Supported by Steve Jordan Motorcycles

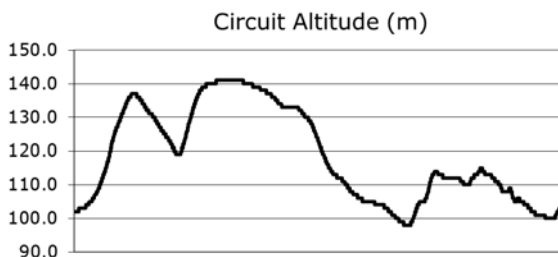
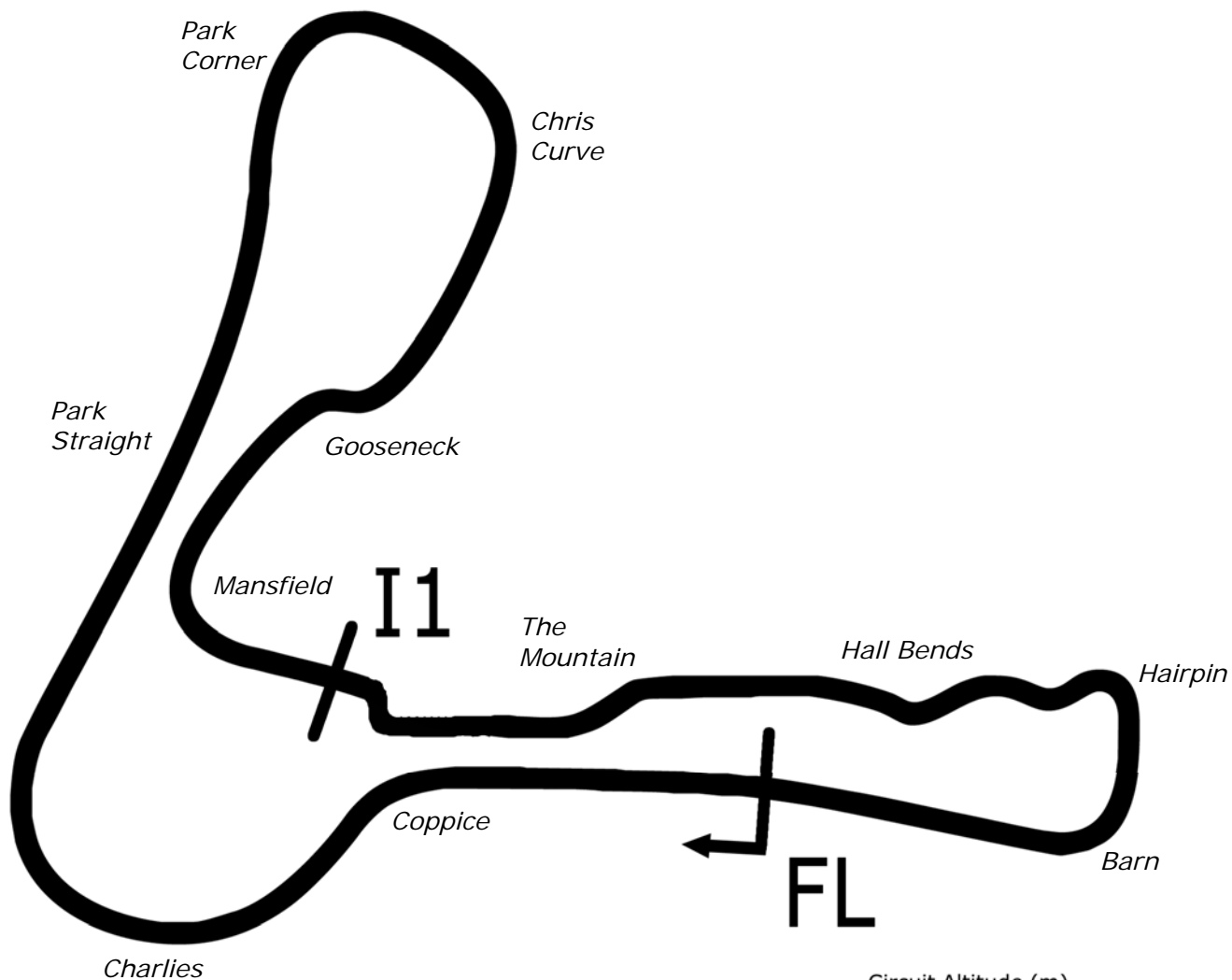
Cadwell Park

26th / 27th June 2021



Results Provided by Timing Solutions Ltd
www.tsl-timing.com

Cadwell Park



Length	2.1800 miles	3508.4 m	
FL		53.31024 N	0.05940 W
I1	2330m	53.30708 N	0.06270 W
Pit Entry	3472m	53.31103 N	0.05889 W
Pit Exit	0m after FL	53.31030 N	0.05940 W
Pit Entry-Pit Exit 92m, 6.6s @50kph, 5.5s @60kph			

All results available at www.tsl-timing.com

BMCRC - MRO Championships 2021 - Rnd 3 @ Cadwell Park

Thunderbike Extreme & Ultra & Rookie 1000

QUALIFYING - CLASSIFICATION



POS	NO	CL	PIC NAME	ENTRY	TIME	ON	LAPS	GAP	DIFF	MPH	
1	11	U	1	Josh HARVEY	Yamaha R1 - NR Racing	1:38.473	2	6		79.69	
2	5	U	2	Stacey KILLWORTH	Suzuki GSXR 1000 - Greenplant/Everns	1:39.870	6	8	1.397	1.397	78.58
3	100	1000	1	Antony HUNTER	Kawasaki ZX10 - Uncletoms motoring centre	1:39.891	5	7	1.418	0.021	78.56
4	961	E	1	Jack SIM	Yamaha R6 - Platform Lift Engineers Ltd	1:40.071	6	8	1.598	0.180	78.42
5	344	1000	2	Andrew WILLIAMS	Kawasaki ZX10R - Standard signs	1:40.432	6	8	1.959	0.361	78.14
6	258	U	3	Ande FRIEND	Kawasaki ZX10R - Flying colours Motorcycle Training	1:40.555	5	6	2.082	0.123	78.04
7	41	U	4	David ABRAHAM	Yamaha R1 - Cambridge Motorcycles	1:40.814	7	7	2.341	0.259	77.84
8	29	U	5	Cecil DINSMORE	Suzuki GSXR 1000 - KnC Motorsport	1:41.090	5	5	2.617	0.276	77.63
9	91	1000	3	Thomas HARRISON	Suzuki GSXR 1000 - RAW K9 NUTRITION	1:41.250	7	8	2.777	0.160	77.51
10	165	U	6	Richard BUTT	Suzuki GSXR1000 -	1:41.463	5	8	2.990	0.213	77.34
11	19	1000	4	Lee GRANT	Yamaha R1M - Grant carpentry and construction ltd	1:42.258	7	7	3.785	0.795	76.74
12	53	1000	5	Seamus McGLYNN	Yamaha R1 -	1:42.315	4	6	3.842	0.057	76.70
13	63	U	7	Matthew WREN	Suzuki GSXR - TBR performance	1:43.164	5	6	4.691	0.849	76.07
14	138	E	2	James REVELEY	Yamaha R6 - PCN Racing	1:43.451	7	7	4.978	0.287	75.86
15	77	E	3	David MAY	Suzuki GSXR 750 K1 - ELP Racing	1:43.500	7	7	5.027	0.049	75.82
16	78	U	8	Jamie THOMAS	Suzuki GSXR 1000 - Team RubyRacing	1:43.729	7	7	5.256	0.229	75.65
17	86	1000	6	Frederico LOPES	Kawasaki ZX10R - FLR Procurement Ltd	1:43.855	7	7	5.382	0.126	75.56
18	129	E	4	Derek CRIPPS	Yamaha R1 - Kelly Cripps - Team FBR	1:44.071	4	6	5.598	0.216	75.41
19	17	U	9	Jordan KILLWORTH	Kawasaki ZX-10R -	1:44.210	6	8	5.737	0.139	75.31
20	110	1000	7	Michael CLARKE	Yamaha R1 - BIKEBASE.ltd	1:44.691	6	6	6.218	0.481	74.96
21	102	U	10	James FEARN	Suzuki GSXR1000 - Jwf tiling, palmer race skool, the f	1:44.951	5	6	6.478	0.260	74.77
22	66	1000	8	Jonny HILL	Honda CBR1000 RR - Michael J Lonsdale Group	1:45.102	6	7	6.629	0.151	74.67
23	201	U	11	Scott WEST	Suzuki GSXR1000 -	1:45.481	6	7	7.008	0.379	74.40
24	90	U	12	Edward WATSON	Suzuki GSXR 1000 - TEA Time Racing	1:45.604	5	6	7.131	0.123	74.31
25	32	1000	10	Louis FINLAYSON-GREEN	Honda CBR1000RR - Revs of Horsham	1:45.611	4	6	7.138	0.007	74.31
26	75	E	5	Stewart MAY	Honda CBR600F3 - Moths in the wallet	1:45.860	3	4	7.387	0.249	74.13
27	107	1000	11	Dave WILLIAMSON	Kawasaki ZX10R - DWM Racing	1:47.213	6	7	8.740	1.353	73.20
28	213	E	6	Jack PETRIE	Yamaha YZF750 - AM Tiling	1:47.363	5	7	8.890	0.150	73.09
29	55	E	7	Nick HODGINS	Suzuki GSXR 750 - Dad, Claire, Super Sam, ASR, Caz	1:47.373	7	7	8.900	0.010	73.09
30	147	1000	12	Mark SKEVINGTON	Suzuki GSXR 1000 -	1:49.084	6	6	10.611	1.711	71.94
31	28	E	8	David SPENCER	Suzuki GSXR 600 -	1:49.283	6	6	10.810	0.199	71.81
32	20	U	13	Connor SWYER	Suzuki GSXR 1000 K6 - WSC Performace & Owkay cl	1:49.580	6	6	11.107	0.297	71.61
33	21	U	14	Danny BRENNAN	Yamaha R1 - Greenplantuk	1:49.978	5	7	11.505	0.398	71.36
34	999	E	9	Jack DWYER	Suzuki GSXR750 SRAD -	1:50.954	7	7	12.481	0.976	70.73
35	22	E	10	Matthew MAY	Honda CBR600FY - Late Breakers	1:51.241	6	6	12.768	0.287	70.55
36	180	1000	14	Mark OVEL	Yamaha R1 - I NEED A SPONSOR	1:51.308	5	7	12.835	0.067	70.50
37	82	1000	15	Paul MORRIS	Suzuki GSXR 1000 - Rpm Performance & Engineering	1:52.104	4	6	13.631	0.796	70.00
38	23	E	11	Claire BECKETT	Suzuki SV650 - P Sheils & Sons	1:52.153	7	7	13.680	0.049	69.97
39	111	1000	16	Evan FINLAYSON-GREEN	Honda CBR1000RR - Revs Of Horsham	1:55.021	6	6	16.548	2.868	68.23
40	103	E	12	Craig GOFFORD	Yamaha R1 4XV - Meala Racing Development	1:55.551	6	6	17.078	0.530	67.91
41	139	E	13	Rob MARLEY	Honda CBR600F3 - PearTree Racing	1:55.733	4	6	17.260	0.182	67.81
42	888	1000	17	Paul FAGG	Honda CBR 1000RR -	1:56.343	2	5	17.870	0.610	67.45
43	35	E	14	Stephen HARVEY	Yamaha YZF-R1 -	1:56.556	3	6	18.083	0.213	67.33
NS	6	E		Andrew FIRTH	Yamaha YZF-R1 - LTRmotorcycles.co.uk / Palmer Ra						
NS	14	E		Nick KILLWORTH	Aprillia RSV MILLE - Bk Evans racing						
NS	25	E		Kevin BURTON	Honda CBR600FX - k.racersshed						
NS	134	E		Donald GILBERT	Suzuki GSXR750 - S and N Tyres						
NS	508	1000		Daniel McFADDEN	Kawasaki ZX10RR - Danny McFadden Racing						

Cadwell Park
Circuit Length = 2.1800 miles
Start: 10:09 Flag 10:22 End: 10:24

Weather / Track : Cloudy / Dry

These results are provisional until the conclusion of any judicial and technical matters.

Clerk Of Course :	Stewards :	Timekeeper : Sarah Evans
-------------------	------------	--------------------------

Results can be found at www.tsl-timing.com

Printed - 10:26 Saturday, 26 June 2021



BMCRC - MRO Championships 2021 - Rnd 3 @ Cadwell Park

Thunderbike Extreme & Ultra & Rookie 1000

QUALIFYING - SECTOR ANALYSIS



SECTOR 1 = FL to I1, SECTOR 2 = I1 to FL, DIFF = Difference To Personal Best Lap, P = Crossed Finish Line in Pit Lane, D = Time Disallowed

P1		11 U		Josh HARVEY		Yamaha R1 - NR Racing	
IDEAL LAP TIME : 1:38.473		BEST LAP TIME : 1:38.473		DIFFERENCE : 0.000			
LAP	SECTOR 1	SECTOR 2	LAP TIME	MPH	DIFF	TIME OF DAY	
1 -	1:01.344	43.799	1:45.143 (3)	74.64	6.670	10:14:15.074	
2 -	57.016	41.457	1:38.473 (1)	79.69		10:15:53.547	
3 -	59.899	IN PIT	2:11.315 P	59.76	32.842	10:18:04.862	
4 -	OUTLAP	42.323	1:50.686	70.90	12.213	10:19:55.548	
5 -	57.869	41.514	1:39.383 (2)	78.96	0.910	10:21:34.931	
6 -	1:00.213	45.224	1:45.437	74.43	6.964	10:23:20.368	

P2		5 U		Stacey KILLWORTH		Suzuki GSXR 1000 - Greenplant/Everns	
IDEAL LAP TIME : 1:38.788		BEST LAP TIME : 1:39.870		DIFFERENCE : 1.082			
LAP	SECTOR 1	SECTOR 2	LAP TIME	MPH	DIFF	TIME OF DAY	
1 -	58.579	43.366	1:41.945	76.98	2.075	10:12:05.838	
2 -	59.940	45.366	1:45.306	74.52	5.436	10:13:51.144	
3 -	59.315	43.612	1:42.927	76.24	3.057	10:15:34.071	
4 -	57.604	42.317	1:39.921 (2)	78.54	0.051	10:17:13.992	
5 -	58.005	45.951	1:43.956	75.49	4.086	10:18:57.948	
6 -	56.876	42.994	1:39.870 (1)	78.58		10:20:37.818	
7 -	59.498	41.912	1:41.410	77.38	1.540	10:22:19.228	
8 -	57.682	43.137	1:40.819 (3)	77.84	0.949	10:24:00.047	

P3		100 1000		Antony HUNTER		Kawasaki ZX10 - Uncletoms motoring centre	
IDEAL LAP TIME : 1:38.547		BEST LAP TIME : 1:39.891		DIFFERENCE : 1.344			
LAP	SECTOR 1	SECTOR 2	LAP TIME	MPH	DIFF	TIME OF DAY	
1 -	1:01.987	45.303	1:47.290	73.14	7.399	10:11:52.127	
2 -	57.547	44.463	1:42.010 (2)	76.93	2.119	10:13:34.137	
3 -	1:00.073	48.316	1:48.389	72.40	8.498	10:15:22.526	
4 -	1:04.003	55.618	1:59.621	65.60	19.730	10:17:22.147	
5 -	57.126	42.765	1:39.891 (1)	78.56		10:19:02.038	
6 -	1:01.018	45.777	1:46.795 (3)	73.48	6.904	10:20:48.833	
7 -	55.782	51.046	1:46.828	73.46	6.937	10:22:35.661	

P4		961 E		Jack SIM		Yamaha R6 - Platform Lift Engineers Ltd	
IDEAL LAP TIME : 1:39.428		BEST LAP TIME : 1:40.071		DIFFERENCE : 0.643			
LAP	SECTOR 1	SECTOR 2	LAP TIME	MPH	DIFF	TIME OF DAY	
1 -	1:04.116	45.155	1:49.271	71.82	9.200	10:11:43.199	
2 -	1:00.346	44.231	1:44.577	75.04	4.506	10:13:27.776	
3 -	59.785	42.588	1:42.373	76.66	2.302	10:15:10.149	
4 -	58.235	42.110	1:40.345 (2)	78.21	0.274	10:16:50.494	
5 -	57.707	42.988	1:40.695	77.93	0.624	10:18:31.189	
6 -	57.783	42.288	1:40.071 (1)	78.42		10:20:11.260	
7 -	58.484	43.138	1:41.622	77.22	1.551	10:21:52.882	
8 -	58.881	41.721	1:40.602 (3)	78.01	0.531	10:23:33.484	

P5		344 1000		Andrew WILLIAMS		Kawasaki ZX10R - Standard signs	
IDEAL LAP TIME : 1:40.432		BEST LAP TIME : 1:40.432		DIFFERENCE : 0.000			
LAP	SECTOR 1	SECTOR 2	LAP TIME	MPH	DIFF	TIME OF DAY	
1 -	1:07.768	46.985	1:54.753	68.39	14.321	10:11:51.064	
2 -	1:00.203	44.620	1:44.823	74.86	4.391	10:13:35.887	
3 -	1:01.237	45.630	1:46.867	73.43	6.435	10:15:22.754	
4 -	59.151	43.928	1:43.079 (3)	76.13	2.647	10:17:05.833	
5 -	59.414	42.527	1:41.941 (2)	76.98	1.509	10:18:47.774	
6 -	57.909	42.523	1:40.432 (1)	78.14		10:20:28.206	
7 -	58.682	49.329	1:48.011	72.65	7.579	10:22:16.217	
8 -	59.827	43.863	1:43.690	75.68	3.258	10:23:59.907	

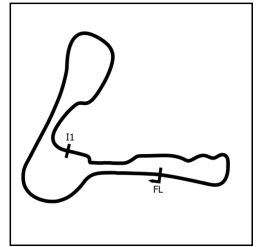
Weather / Track : Cloudy / Dry

Cadwell Park
Circuit Length = 2.1800 miles
Start: 10:09 Flag 10:22 End: 10:24

BMCRC - MRO Championships 2021 - Rnd 3 @ Cadwell Park

Thunderbike Extreme & Ultra & Rookie 1000

QUALIFYING - SECTOR ANALYSIS



SECTOR 1 = FL to I1, SECTOR 2 = I1 to FL, DIFF = Difference To Personal Best Lap, P = Crossed Finish Line in Pit Lane, D = Time Disallowed

P6 258 U		Ande FRIEND		Kawasaki ZX10R - Flying colours Motorcycle Training			
IDEAL LAP TIME : 1:39.834		BEST LAP TIME : 1:40.555		DIFFERENCE : 0.721			
LAP	SECTOR 1	SECTOR 2	LAP TIME	MPH	DIFF	TIME OF DAY	
1 -	1:03.757	46.806	1:50.563	70.98	10.008	10:13:52.298	
2 -	1:00.244	44.400	1:44.644	74.99	4.089	10:15:36.942	
3 -	58.810	43.990	1:42.800 (3)	76.34	2.245	10:17:19.742	
4 -	59.169	44.141	1:43.310	75.96	2.755	10:19:03.052	
5 -	58.371	42.184	1:40.555 (1)	78.04		10:20:43.607	
6 -	57.650	44.830	1:42.480 (2)	76.58	1.925	10:22:26.087	

P7 41 U		David ABRAHAM		Yamaha R1 - Cambridge Motorcycles			
IDEAL LAP TIME : 1:40.814		BEST LAP TIME : 1:40.814		DIFFERENCE : 0.000			
LAP	SECTOR 1	SECTOR 2	LAP TIME	MPH	DIFF	TIME OF DAY	
1 -	1:04.303	45.434	1:49.737	71.51	8.923	10:12:30.475	
2 -	1:01.197	44.864	1:46.061	73.99	5.247	10:14:16.536	
3 -	58.466	43.911	1:42.377 (2)	76.65	1.563	10:15:58.913	
4 -	59.380	45.435	1:44.815	74.87	4.001	10:17:43.728	
5 -	59.704	45.789	1:45.493	74.39	4.679	10:19:29.221	
6 -	59.849	43.181	1:43.030 (3)	76.17	2.216	10:21:12.251	
7 -	58.263	42.551	1:40.814 (1)	77.84		10:22:53.065	

P8 29 U		Cecil DINSMORE		Suzuki GSXR 1000 - KnC Motorsport			
IDEAL LAP TIME : 1:41.090		BEST LAP TIME : 1:41.090		DIFFERENCE : 0.000			
LAP	SECTOR 1	SECTOR 2	LAP TIME	MPH	DIFF	TIME OF DAY	
1 -	1:05.737	47.507	1:53.244	69.30	12.154	10:12:48.510	
2 -	1:03.225	46.261	1:49.486	71.68	8.396	10:14:37.996	
3 -	58.781	47.991	1:46.772 (3)	73.50	5.682	10:16:24.768	
4 -	58.798	46.000	1:44.798 (2)	74.88	3.708	10:18:09.566	
5 -	58.259	42.831	1:41.090 (1)	77.63		10:19:50.656	

P9 91 1000		Thomas HARRISON		Suzuki GSXR 1000 - RAW K9 NUTRITION			
IDEAL LAP TIME : 1:41.250		BEST LAP TIME : 1:41.250		DIFFERENCE : 0.000			
LAP	SECTOR 1	SECTOR 2	LAP TIME	MPH	DIFF	TIME OF DAY	
1 -	1:05.800	47.261	1:53.061	69.41	11.811	10:11:53.237	
2 -	1:00.350	44.379	1:44.729	74.93	3.479	10:13:37.966	
3 -	1:01.175	46.794	1:47.969	72.68	6.719	10:15:25.935	
4 -	59.240	43.218	1:42.458 (2)	76.59	1.208	10:17:08.393	
5 -	1:00.611	44.290	1:44.901	74.81	3.651	10:18:53.294	
6 -	59.514	44.797	1:44.311	75.23	3.061	10:20:37.605	
7 -	58.984	42.266	1:41.250 (1)	77.51		10:22:18.855	
8 -	59.211	44.246	1:43.457 (3)	75.85	2.207	10:24:02.312	

P10 165 U		Richard BUTT		Suzuki GSXR1000 -			
IDEAL LAP TIME : 1:41.049		BEST LAP TIME : 1:41.463		DIFFERENCE : 0.414			
LAP	SECTOR 1	SECTOR 2	LAP TIME	MPH	DIFF	TIME OF DAY	
1 -	1:04.601	46.146	1:50.747	70.86	9.284	10:11:43.820	
2 -	1:03.180	47.659	1:50.839	70.80	9.376	10:13:34.659	
3 -	59.977	44.381	1:44.358	75.20	2.895	10:15:19.017	
4 -	1:00.523	43.823	1:44.346	75.21	2.883	10:17:03.363	
5 -	58.427	43.036	1:41.463 (1)	77.34		10:18:44.826	
6 -	58.798	43.427	1:42.225 (3)	76.77	0.762	10:20:27.051	
7 -	59.110	44.151	1:43.261	76.00	1.798	10:22:10.312	
8 -	59.011	42.622	1:41.633 (2)	77.21	0.170	10:23:51.945	

Weather / Track : Cloudy / Dry

Cadwell Park
Circuit Length = 2.1800 miles
Start: 10:09 Flag 10:22 End: 10:24

BMCRC - MRO Championships 2021 - Rnd 3 @ Cadwell Park

Thunderbike Extreme & Ultra & Rookie 1000

QUALIFYING - SECTOR ANALYSIS



SECTOR 1 = FL to I1, SECTOR 2 = I1 to FL, DIFF = Difference To Personal Best Lap, P = Crossed Finish Line in Pit Lane, D = Time Disallowed

P11 19 1000 Lee GRANT			Yamaha R1M - Grant carpentry and construction ltd			
IDEAL LAP TIME : 1:41.418		BEST LAP TIME : 1:42.258		DIFFERENCE : 0.840		
LAP	SECTOR 1	SECTOR 2	LAP TIME	MPH	DIFF	TIME OF DAY
1 -	1:06.513	45.620	1:52.133	69.98	9.875	10:12:16.450
2 -	1:04.454	44.650	1:49.104	71.93	6.846	10:14:05.554
3 -	1:01.306	45.646	1:46.952	73.37	4.694	10:15:52.506
4 -	1:00.414	45.129	1:45.543	74.35	3.285	10:17:38.049
5 -	1:00.246	44.579	1:44.825 (2)	74.86	2.567	10:19:22.874
6 -	1:03.182	42.306	1:45.488 (3)	74.39	3.230	10:21:08.362
7 -	59.112	43.146	1:42.258 (1)	76.74		10:22:50.620

P12 53 1000 Seamus McGLYNN			Yamaha R1 -			
IDEAL LAP TIME : 1:41.869		BEST LAP TIME : 1:42.315		DIFFERENCE : 0.446		
LAP	SECTOR 1	SECTOR 2	LAP TIME	MPH	DIFF	TIME OF DAY
1 -	1:06.536	43.406	1:49.942	71.38	7.627	10:14:05.805
2 -	1:01.600	45.139	1:46.739	73.52	4.424	10:15:52.544
3 -	1:00.046	44.633	1:44.679	74.97	2.364	10:17:37.223
4 -	59.406	42.909	1:42.315 (1)	76.70		10:19:19.538
5 -	59.983	43.869	1:43.852 (3)	75.56	1.537	10:21:03.390
6 -	1:00.993	42.463	1:43.456 (2)	75.85	1.141	10:22:46.846

P13 63 U Matthew WREN			Suzuki GSXR - TBR performance			
IDEAL LAP TIME : 1:42.474		BEST LAP TIME : 1:43.164		DIFFERENCE : 0.690		
LAP	SECTOR 1	SECTOR 2	LAP TIME	MPH	DIFF	TIME OF DAY
1 -	1:04.447	45.990	1:50.437	71.06	7.273	10:14:38.668
2 -	1:01.693	44.549	1:46.242 (3)	73.86	3.078	10:16:24.910
3 -	1:02.063	44.510	1:46.573	73.64	3.409	10:18:11.483
4 -	1:01.002	42.787	1:43.789 (2)	75.61	0.625	10:19:55.272
5 -	59.890	43.274	1:43.164 (1)	76.07		10:21:38.436
6 -	59.687	46.864	1:46.551	73.65	3.387	10:23:24.987

P14 138 E James REVELEY			Yamaha R6 - PCN Racing			
IDEAL LAP TIME : 1:43.451		BEST LAP TIME : 1:43.451		DIFFERENCE : 0.000		
LAP	SECTOR 1	SECTOR 2	LAP TIME	MPH	DIFF	TIME OF DAY
1 -	1:04.443	46.349	1:50.792	70.83	7.341	10:11:44.361
2 -	1:03.212	48.025	1:51.237	70.55	7.786	10:13:35.598
3 -	1:09.985	48.633	1:58.618	66.16	15.167	10:15:34.216
4 -	59.556	44.731	1:44.287 (2)	75.25	0.836	10:17:18.503
5 -	1:00.065	44.587	1:44.652	74.99	1.201	10:19:03.155
6 -	59.903	44.425	1:44.328 (3)	75.22	0.877	10:20:47.483
7 -	59.511	43.940	1:43.451 (1)	75.86		10:22:30.934

P15 77 E David MAY			Suzuki GSXR 750 K1 - ELP Racing			
IDEAL LAP TIME : 1:43.500		BEST LAP TIME : 1:43.500		DIFFERENCE : 0.000		
LAP	SECTOR 1	SECTOR 2	LAP TIME	MPH	DIFF	TIME OF DAY
1 -	1:03.933	46.096	1:50.029	71.32	6.529	10:12:57.467
2 -	1:02.790	45.884	1:48.674	72.21	5.174	10:14:46.141
3 -	1:00.404	48.390	1:48.794	72.13	5.294	10:16:34.935
4 -	1:01.288	45.114	1:46.402	73.75	2.902	10:18:21.337
5 -	1:01.095	44.522	1:45.617 (3)	74.30	2.117	10:20:06.954
6 -	1:01.308	43.754	1:45.062 (2)	74.69	1.562	10:21:52.016
7 -	1:00.186	43.314	1:43.500 (1)	75.82		10:23:35.516

Weather / Track : Cloudy / Dry

Cadwell Park
Circuit Length = 2.1800 miles
Start: 10:09 Flag 10:22 End: 10:24

BMCRC - MRO Championships 2021 - Rnd 3 @ Cadwell Park

Thunderbike Extreme & Ultra & Rookie 1000

QUALIFYING - SECTOR ANALYSIS



SECTOR 1 = FL to I1, SECTOR 2 = I1 to FL, DIFF = Difference To Personal Best Lap, P = Crossed Finish Line in Pit Lane, D = Time Disallowed

P16 78 U		Jamie THOMAS		Suzuki GSXR 1000 - Team RubyRacing		
IDEAL LAP TIME : 1:43.621		BEST LAP TIME : 1:43.729		DIFFERENCE : 0.108		
LAP	SECTOR 1	SECTOR 2	LAP TIME	MPH	DIFF	TIME OF DAY
1 -	1:03.656	44.250	1:47.906	72.73	4.177	10:12:32.035
2 -	1:02.476	43.694	1:46.170	73.91	2.441	10:14:18.205
3 -	1:01.083	43.358	1:44.441 (2)	75.14	0.712	10:16:02.646
4 -	1:01.222	IN PIT	2:25.999 P	53.75	42.270	10:18:28.645
5 -	OUTLAP	45.279	1:54.724	68.40	10.995	10:20:23.369
6 -	1:01.034	43.528	1:44.562 (3)	75.05	0.833	10:22:07.931
7 -	1:00.263	43.466	1:43.729 (1)	75.65		10:23:51.660

P17 86 1000		Frederico LOPES		Kawasaki ZX10R - FLR Procurement Ltd		
IDEAL LAP TIME : 1:43.567		BEST LAP TIME : 1:43.855		DIFFERENCE : 0.288		
LAP	SECTOR 1	SECTOR 2	LAP TIME	MPH	DIFF	TIME OF DAY
1 -	1:07.326	47.013	1:54.339	68.63	10.484	10:12:53.492
2 -	1:04.167	44.996	1:49.163	71.89	5.308	10:14:42.655
3 -	1:03.000	48.818	1:51.818	70.18	7.963	10:16:34.473
4 -	1:01.404	45.207	1:46.611 (3)	73.61	2.756	10:18:21.084
5 -	1:01.069	43.952	1:45.021 (2)	74.72	1.166	10:20:06.105
6 -	1:03.156	46.268	1:49.424	71.72	5.569	10:21:55.529
7 -	59.615	44.240	1:43.855 (1)	75.56		10:23:39.384

P18 129 E		Derek CRIPPS		Yamaha R1 - Kelly Cripps - Team FBR		
IDEAL LAP TIME : 1:44.071		BEST LAP TIME : 1:44.071		DIFFERENCE : 0.000		
LAP	SECTOR 1	SECTOR 2	LAP TIME	MPH	DIFF	TIME OF DAY
1 -	1:05.813	48.933	1:54.746	68.39	10.675	10:13:18.546
2 -	1:00.649	44.972	1:45.621	74.30	1.550	10:15:04.167
3 -	59.671	44.679	1:44.350 (2)	75.20	0.279	10:16:48.517
4 -	59.599	44.472	1:44.071 (1)	75.41		10:18:32.588
5 -	1:00.610	44.870	1:45.480	74.40	1.409	10:20:18.068
6 -	1:00.050	44.828	1:44.878 (3)	74.83	0.807	10:22:02.946

P19 17 U		Jordan KILLWORTH		Kawasaki ZX-10R -		
IDEAL LAP TIME : 1:43.971		BEST LAP TIME : 1:44.210		DIFFERENCE : 0.239		
LAP	SECTOR 1	SECTOR 2	LAP TIME	MPH	DIFF	TIME OF DAY
1 -	1:05.347	46.910	1:52.257	69.91	8.047	10:11:43.720
2 -	1:02.112	46.508	1:48.620	72.25	4.410	10:13:32.340
3 -	1:00.260	45.342	1:45.602	74.31	1.392	10:15:17.942
4 -	1:00.864	44.629	1:45.493	74.39	1.283	10:17:03.435
5 -	59.693	44.839	1:44.532 (2)	75.07	0.322	10:18:47.967
6 -	59.342	44.868	1:44.210 (1)	75.31		10:20:32.177
7 -	59.814	45.092	1:44.906 (3)	74.81	0.696	10:22:17.083
8 -	1:00.672	45.940	1:46.612	73.61	2.402	10:24:03.695

P20 110 1000		Michael CLARKE		Yamaha R1 - BIKEBASE.ltd		
IDEAL LAP TIME : 1:43.689		BEST LAP TIME : 1:44.691		DIFFERENCE : 1.002		
LAP	SECTOR 1	SECTOR 2	LAP TIME	MPH	DIFF	TIME OF DAY
1 -	1:04.331	44.797	1:49.128	71.91	4.437	10:14:05.408
2 -	1:00.356	44.596	1:44.952 (2)	74.77	0.261	10:15:50.360
3 -	1:01.115	44.743	1:45.858	74.13	1.167	10:17:36.218
4 -	1:01.032	45.036	1:46.068	73.99	1.377	10:19:22.286
5 -	1:01.640	43.333	1:44.973 (3)	74.76	0.282	10:21:07.259
6 -	1:00.523	44.168	1:44.691 (1)	74.96		10:22:51.950

Weather / Track : Cloudy / Dry

Cadwell Park
Circuit Length = 2.1800 miles
Start: 10:09 Flag 10:22 End: 10:24

BMCRC - MRO Championships 2021 - Rnd 3 @ Cadwell Park

Thunderbike Extreme & Ultra & Rookie 1000

QUALIFYING - SECTOR ANALYSIS



SECTOR 1 = FL to I1, SECTOR 2 = I1 to FL, DIFF = Difference To Personal Best Lap, P = Crossed Finish Line in Pit Lane, D = Time Disallowed

P21 102 U		James FEARN		Suzuki GSXR1000 - Jwf tiling, palmer race skool, the factory			
IDEAL LAP TIME : 1:43.432		BEST LAP TIME : 1:44.951		DIFFERENCE : 1.519			
LAP	SECTOR 1	SECTOR 2	LAP TIME	MPH	DIFF	TIME OF DAY	
1 -	1:04.872	45.989	1:50.861	70.79	5.910	10:14:04.915	
2 -	1:01.733	45.118	1:46.851	73.44	1.900	10:15:51.766	
3 -	1:00.333	45.498	1:45.831 (3)	74.15	0.880	10:17:37.597	
4 -	1:00.379	44.671	1:45.050 (2)	74.70	0.099	10:19:22.647	
5 -	1:01.852	43.099	1:44.951 (1)	74.77		10:21:07.598	
6 -	1:20.032	46.978	2:07.010	61.79	22.059	10:23:14.608	

P22 66 1000		Jonny HILL		Honda CBR1000 RR - Michael J Lonsdale Group			
IDEAL LAP TIME : 1:45.102		BEST LAP TIME : 1:45.102		DIFFERENCE : 0.000			
LAP	SECTOR 1	SECTOR 2	LAP TIME	MPH	DIFF	TIME OF DAY	
1 -	1:05.410	47.045	1:52.455	69.78	7.353	10:12:03.084	
2 -	1:04.033	45.824	1:49.857	71.43	4.755	10:13:52.941	
3 -	1:02.028	44.828	1:46.856 (2)	73.44	1.754	10:15:39.797	
4 -	1:04.912	45.252	1:50.164	71.23	5.062	10:17:29.961	
5 -	1:02.508	45.683	1:48.191	72.53	3.089	10:19:18.152	
6 -	1:01.260	43.842	1:45.102 (1)	74.67		10:21:03.254	
7 -	1:02.482	44.689	1:47.171 (3)	73.22	2.069	10:22:50.425	

P23 201 U		Scott WEST		Suzuki GSXR1000 -			
IDEAL LAP TIME : 1:45.481		BEST LAP TIME : 1:45.481		DIFFERENCE : 0.000			
LAP	SECTOR 1	SECTOR 2	LAP TIME	MPH	DIFF	TIME OF DAY	
1 -	1:05.092	44.937	1:50.029	71.32	4.548	10:11:45.638	
2 -	1:02.654	47.362	1:50.016	71.33	4.535	10:13:35.654	
3 -	1:02.217	45.698	1:47.915	72.72	2.434	10:15:23.569	
4 -	1:02.185	44.631	1:46.816	73.47	1.335	10:17:10.385	
5 -	1:01.444	44.434	1:45.878 (2)	74.12	0.397	10:18:56.263	
6 -	1:01.255	44.226	1:45.481 (1)	74.40		10:20:41.744	
7 -	1:01.938	44.554	1:46.492 (3)	73.69	1.011	10:22:28.236	

P24 90 U		Edward WATSON		Suzuki GSXR 1000 - TEA Time Racing			
IDEAL LAP TIME : 1:45.561		BEST LAP TIME : 1:45.604		DIFFERENCE : 0.043			
LAP	SECTOR 1	SECTOR 2	LAP TIME	MPH	DIFF	TIME OF DAY	
1 -	1:05.972	46.918	1:52.890	69.51	7.286	10:13:27.472	
2 -	1:02.893	45.956	1:48.849	72.10	3.245	10:15:16.321	
3 -	1:03.073	46.028	1:49.101	71.93	3.497	10:17:05.422	
4 -	1:01.552	44.894	1:46.446 (2)	73.72	0.842	10:18:51.868	
5 -	1:00.667	44.937	1:45.604 (1)	74.31		10:20:37.472	
6 -	1:01.349	45.421	1:46.770 (3)	73.50	1.166	10:22:24.242	

P25 32 1000		Louis FINLAYSON-GREEN		Honda CBR1000RR - Revs of Horsham			
IDEAL LAP TIME : 1:45.117		BEST LAP TIME : 1:45.611		DIFFERENCE : 0.494			
LAP	SECTOR 1	SECTOR 2	LAP TIME	MPH	DIFF	TIME OF DAY	
1 -	1:07.419	46.930	1:54.349	68.63	8.738	10:13:29.065	
2 -	1:04.187	46.004	1:50.191	71.22	4.580	10:15:19.256	
3 -	1:02.463	45.487	1:47.950 (3)	72.70	2.339	10:17:07.206	
4 -	1:01.561	44.050	1:45.611 (1)	74.31		10:18:52.817	
5 -	1:01.401	44.860	1:46.261 (2)	73.85	0.650	10:20:39.078	
6 -	1:01.067	46.965	1:48.032	72.64	2.421	10:22:27.110	

Weather / Track : Cloudy / Dry

Cadwell Park
Circuit Length = 2.1800 miles
Start: 10:09 Flag 10:22 End: 10:24

BMCRC - MRO Championships 2021 - Rnd 3 @ Cadwell Park

Thunderbike Extreme & Ultra & Rookie 1000

QUALIFYING - SECTOR ANALYSIS



SECTOR 1 = FL to I1, SECTOR 2 = I1 to FL, DIFF = Difference To Personal Best Lap, P = Crossed Finish Line in Pit Lane, D = Time Disallowed

P26 75 E		Stewart MAY		Honda CBR600F3 - Moths in the wallet		
IDEAL LAP TIME : 1:45.077		BEST LAP TIME : 1:45.860		DIFFERENCE : 0.783		
LAP	SECTOR 1	SECTOR 2	LAP TIME	MPH	DIFF	TIME OF DAY
1 -	1:06.859	48.736	1:55.595	67.89	9.735	10:13:35.393
2 -	1:04.120	47.236	1:51.356 (3)	70.47	5.496	10:15:26.749
3 -	1:01.608	44.252	1:45.860 (1)	74.13		10:17:12.609
4 -	1:00.825	45.214	1:46.039 (2)	74.01	0.179	10:18:58.648

P27 107 1000		Dave WILLIAMSON		Kawasaki ZX10R - DWM Racing		
IDEAL LAP TIME : 1:46.757		BEST LAP TIME : 1:47.213		DIFFERENCE : 0.456		
LAP	SECTOR 1	SECTOR 2	LAP TIME	MPH	DIFF	TIME OF DAY
1 -	1:11.235	46.956	1:58.191	66.40	10.978	10:11:56.000
2 -	1:04.837	45.851	1:50.688	70.90	3.475	10:13:46.688
3 -	1:04.674	46.157	1:50.831	70.81	3.618	10:15:37.519
4 -	1:03.709	44.900	1:48.609	72.25	1.396	10:17:26.128
5 -	1:03.207	45.374	1:48.581 (3)	72.27	1.368	10:19:14.709
6 -	1:01.913	45.300	1:47.213 (1)	73.20		10:21:01.922
7 -	1:01.857	45.515	1:47.372 (2)	73.09	0.159	10:22:49.294

P28 213 E		Jack PETRIE		Yamaha YZF750 - AM Tiling		
IDEAL LAP TIME : 1:46.636		BEST LAP TIME : 1:47.363		DIFFERENCE : 0.727		
LAP	SECTOR 1	SECTOR 2	LAP TIME	MPH	DIFF	TIME OF DAY
1 -	1:12.202	47.340	1:59.542	65.65	12.179	10:11:54.766
2 -	1:05.447	46.291	1:51.738	70.23	4.375	10:13:46.504
3 -	1:06.423	46.062	1:52.485	69.76	5.122	10:15:38.989
4 -	1:04.485	44.420	1:48.905	72.06	1.542	10:17:27.894
5 -	1:02.434	44.929	1:47.363 (1)	73.09		10:19:15.257
6 -	1:02.216	45.343	1:47.559 (2)	72.96	0.196	10:21:02.816
7 -	1:02.282	45.500	1:47.782 (3)	72.81	0.419	10:22:50.598

P29 55 E		Nick HODGINS		Suzuki GSXR 750 - Dad, Claire, Super Sam, ASR, Caz		
IDEAL LAP TIME : 1:47.373		BEST LAP TIME : 1:47.373		DIFFERENCE : 0.000		
LAP	SECTOR 1	SECTOR 2	LAP TIME	MPH	DIFF	TIME OF DAY
1 -	1:08.990	48.912	1:57.902	66.56	10.529	10:12:39.861
2 -	1:05.165	47.200	1:52.365	69.84	4.992	10:14:32.226
3 -	1:03.829	48.736	1:52.565	69.72	5.192	10:16:24.791
4 -	1:03.759	46.722	1:50.481 (3)	71.03	3.108	10:18:15.272
5 -	1:03.148	47.546	1:50.694	70.89	3.321	10:20:05.966
6 -	1:03.065	46.523	1:49.588 (2)	71.61	2.215	10:21:55.554
7 -	1:02.025	45.348	1:47.373 (1)	73.09		10:23:42.927

P30 147 1000		Mark SKEVINGTON		Suzuki GSXR 1000 -		
IDEAL LAP TIME : 1:49.074		BEST LAP TIME : 1:49.084		DIFFERENCE : 0.010		
LAP	SECTOR 1	SECTOR 2	LAP TIME	MPH	DIFF	TIME OF DAY
1 -	1:10.391	48.464	1:58.855	66.03	9.771	10:13:34.557
2 -	1:04.336	50.365	1:54.701	68.42	5.617	10:15:29.258
3 -	1:03.307	48.780	1:52.087	70.01	3.003	10:17:21.345
4 -	1:03.447	46.547	1:49.994 (3)	71.34	0.910	10:19:11.339
5 -	1:03.545	46.218	1:49.763 (2)	71.50	0.679	10:21:01.102
6 -	1:03.317	45.767	1:49.084 (1)	71.94		10:22:50.186

Weather / Track : Cloudy / Dry

Cadwell Park
Circuit Length = 2.1800 miles
Start: 10:09 Flag 10:22 End: 10:24

BMCRC - MRO Championships 2021 - Rnd 3 @ Cadwell Park

Thunderbike Extreme & Ultra & Rookie 1000

QUALIFYING - SECTOR ANALYSIS



SECTOR 1 = FL to I1, SECTOR 2 = I1 to FL, DIFF = Difference To Personal Best Lap, P = Crossed Finish Line in Pit Lane, D = Time Disallowed

P31 28 E		David SPENCER		Suzuki GSXR 600 -			
IDEAL LAP TIME : 1:49.159		BEST LAP TIME : 1:49.283		DIFFERENCE : 0.124			
LAP	SECTOR 1	SECTOR 2	LAP TIME	MPH	DIFF	TIME OF DAY	
1 -	1:09.466	50.199	1:59.665	65.58	10.382	10:14:48.656	
2 -	1:05.105	47.105	1:52.210	69.94	2.927	10:16:40.866	
3 -	1:03.646	47.225	1:50.871 (3)	70.78	1.588	10:18:31.737	
4 -	1:04.243	47.260	1:51.503	70.38	2.220	10:20:23.240	
5 -	1:03.346	47.107	1:50.453 (2)	71.05	1.170	10:22:13.693	
6 -	1:02.054	47.229	1:49.283 (1)	71.81		10:24:02.976	

P32 20 U		Connor SWYER		Suzuki GSXR 1000 K6 - WSC Performace & Owkay clothing			
IDEAL LAP TIME : 1:49.580		BEST LAP TIME : 1:49.580		DIFFERENCE : 0.000			
LAP	SECTOR 1	SECTOR 2	LAP TIME	MPH	DIFF	TIME OF DAY	
1 -	1:09.035	51.102	2:00.137	65.32	10.557	10:13:18.854	
2 -	1:06.128	49.329	1:55.457	67.97	5.877	10:15:14.311	
3 -	1:04.523	48.320	1:52.843	69.54	3.263	10:17:07.154	
4 -	1:04.248	47.059	1:51.307 (3)	70.50	1.727	10:18:58.461	
5 -	1:03.760	47.253	1:51.013 (2)	70.69	1.433	10:20:49.474	
6 -	1:02.759	46.821	1:49.580 (1)	71.61		10:22:39.054	

P33 21 U		Danny BRENNAN		Yamaha R1 - Greenplantuk			
IDEAL LAP TIME : 1:49.896		BEST LAP TIME : 1:49.978		DIFFERENCE : 0.082			
LAP	SECTOR 1	SECTOR 2	LAP TIME	MPH	DIFF	TIME OF DAY	
1 -	1:08.942	48.257	1:57.199	66.96	7.221	10:11:54.257	
2 -	1:05.198	46.854	1:52.052 (3)	70.03	2.074	10:13:46.309	
3 -	1:06.327	46.629	1:52.956	69.47	2.978	10:15:39.265	
4 -	1:05.899	47.369	1:53.268	69.28	3.290	10:17:32.533	
5 -	1:03.672	46.306	1:49.978 (1)	71.36		10:19:22.511	
6 -	1:06.888	46.269	1:53.157	69.35	3.179	10:21:15.668	
7 -	1:03.988	46.224	1:50.212 (2)	71.20	0.234	10:23:05.880	

P34 999 E		Jack DWYER		Suzuki GSXR750 SRAD -			
IDEAL LAP TIME : 1:50.954		BEST LAP TIME : 1:50.954		DIFFERENCE : 0.000			
LAP	SECTOR 1	SECTOR 2	LAP TIME	MPH	DIFF	TIME OF DAY	
1 -	1:10.815	47.225	1:58.040	66.48	7.086	10:11:52.617	
2 -	1:05.843	46.361	1:52.204	69.94	1.250	10:13:44.821	
3 -	1:07.110	46.456	1:53.566	69.10	2.612	10:15:38.387	
4 -	1:05.732	45.377	1:51.109 (2)	70.63	0.155	10:17:29.496	
5 -	1:05.658	46.042	1:51.700	70.26	0.746	10:19:21.196	
6 -	1:05.850	45.366	1:51.216 (3)	70.56	0.262	10:21:12.412	
7 -	1:05.595	45.359	1:50.954 (1)	70.73		10:23:03.366	

P35 22 E		Matthew MAY		Honda CBR600FY - Late Breakers			
IDEAL LAP TIME : 1:51.241		BEST LAP TIME : 1:51.241		DIFFERENCE : 0.000			
LAP	SECTOR 1	SECTOR 2	LAP TIME	MPH	DIFF	TIME OF DAY	
1 -	1:08.885	49.236	1:58.121	66.44	6.880	10:13:52.400	
2 -	1:06.540	47.620	1:54.160	68.74	2.919	10:15:46.560	
3 -	1:04.677	47.298	1:51.975 (2)	70.08	0.734	10:17:38.535	
4 -	1:04.857	47.379	1:52.236 (3)	69.92	0.995	10:19:30.771	
5 -	1:06.427	46.904	1:53.331	69.24	2.090	10:21:24.102	
6 -	1:04.549	46.692	1:51.241 (1)	70.55		10:23:15.343	

BMCRC - MRO Championships 2021 - Rnd 3 @ Cadwell Park

Thunderbike Extreme & Ultra & Rookie 1000

QUALIFYING - SECTOR ANALYSIS



SECTOR 1 = FL to I1, SECTOR 2 = I1 to FL, DIFF = Difference To Personal Best Lap, P = Crossed Finish Line in Pit Lane, D = Time Disallowed

P36 180 1000 Mark OVEL			Yamaha R1 - I NEED A SPONSOR			
IDEAL LAP TIME : 1:51.159		BEST LAP TIME : 1:51.308		DIFFERENCE : 0.149		
LAP	SECTOR 1	SECTOR 2	LAP TIME	MPH	DIFF	TIME OF DAY
1 -	1:11.974	48.829	2:00.803	64.96	9.495	10:11:57.424
2 -	1:06.990	47.907	1:54.897	68.30	3.589	10:13:52.321
3 -	1:05.183	46.979	1:52.162 (3)	69.97	0.854	10:15:44.483
4 -	1:05.538	47.809	1:53.347	69.23	2.039	10:17:37.830
5 -	1:05.189	46.119	1:51.308 (1)	70.50		10:19:29.138
6 -	1:05.040	46.553	1:51.593 (2)	70.32	0.285	10:21:20.731
7 -	1:06.072	46.948	1:53.020	69.43	1.712	10:23:13.751

P37 82 1000 Paul MORRIS			Suzuki GSXR 1000 - Rpm Performance & Engineering			
IDEAL LAP TIME : 1:52.104		BEST LAP TIME : 1:52.104		DIFFERENCE : 0.000		
LAP	SECTOR 1	SECTOR 2	LAP TIME	MPH	DIFF	TIME OF DAY
1 -	1:08.408	48.362	1:56.770	67.20	4.666	10:13:58.018
2 -	1:06.356	48.438	1:54.794	68.36	2.690	10:15:52.812
3 -	1:05.446	48.065	1:53.511 (3)	69.13	1.407	10:17:46.323
4 -	1:05.202	46.902	1:52.104 (1)	70.00		10:19:38.427
5 -	1:06.800	47.075	1:53.875	68.91	1.771	10:21:32.302
6 -	1:05.643	47.391	1:53.034 (2)	69.43	0.930	10:23:25.336

P38 23 E Claire BECKETT			Suzuki SV650 - P Sheils & Sons			
IDEAL LAP TIME : 1:52.153		BEST LAP TIME : 1:52.153		DIFFERENCE : 0.000		
LAP	SECTOR 1	SECTOR 2	LAP TIME	MPH	DIFF	TIME OF DAY
1 -	1:13.319	49.132	2:02.451	64.09	10.298	10:11:58.693
2 -	1:07.703	49.052	1:56.755	67.21	4.602	10:13:55.448
3 -	1:06.732	48.045	1:54.777	68.37	2.624	10:15:50.225
4 -	1:06.273	47.705	1:53.978	68.85	1.825	10:17:44.203
5 -	1:05.622	47.415	1:53.037 (2)	69.42	0.884	10:19:37.240
6 -	1:06.855	47.046	1:53.901 (3)	68.90	1.748	10:21:31.141
7 -	1:05.253	46.900	1:52.153 (1)	69.97		10:23:23.294

P39 111 1000 Evan FINLAYSON-GREEN			Honda CBR1000RR - Revs Of Horsham			
IDEAL LAP TIME : 1:55.021		BEST LAP TIME : 1:55.021		DIFFERENCE : 0.000		
LAP	SECTOR 1	SECTOR 2	LAP TIME	MPH	DIFF	TIME OF DAY
1 -	1:15.683	50.645	2:06.328	62.12	11.307	10:13:27.366
2 -	1:10.034	48.883	1:58.917	65.99	3.896	10:15:26.283
3 -	1:08.956	48.444	1:57.400 (3)	66.84	2.379	10:17:23.683
4 -	1:07.999	48.345	1:56.344 (2)	67.45	1.323	10:19:20.027
5 -	1:09.359	48.833	1:58.192	66.40	3.171	10:21:18.219
6 -	1:07.861	47.160	1:55.021 (1)	68.23		10:23:13.240

P40 103 E Craig GOFFORD			Yamaha R1 4XV - Meala Racing Development			
IDEAL LAP TIME : 1:55.528		BEST LAP TIME : 1:55.551		DIFFERENCE : 0.023		
LAP	SECTOR 1	SECTOR 2	LAP TIME	MPH	DIFF	TIME OF DAY
1 -	1:11.439	49.523	2:00.962	64.88	5.411	10:13:40.319
2 -	1:07.583	48.304	1:55.887 (2)	67.72	0.336	10:15:36.206
3 -	1:07.435	48.954	1:56.389	67.42	0.838	10:17:32.595
4 -	1:07.826	48.560	1:56.386 (3)	67.43	0.835	10:19:28.981
5 -	1:08.559	48.499	1:57.058	67.04	1.507	10:21:26.039
6 -	1:07.224	48.327	1:55.551 (1)	67.91		10:23:21.590

Weather / Track : Cloudy / Dry

Cadwell Park
Circuit Length = 2.1800 miles
Start: 10:09 Flag 10:22 End: 10:24

BMCRC - MRO Championships 2021 - Rnd 3 @ Cadwell Park

Thunderbike Extreme & Ultra & Rookie 1000

QUALIFYING - SECTOR ANALYSIS



SECTOR 1 = FL to I1, SECTOR 2 = I1 to FL, DIFF = Difference To Personal Best Lap, P = Crossed Finish Line in Pit Lane, D = Time Disallowed

P41 139 E Rob MARLEY		Honda CBR600F3 - PearTree Racing				
IDEAL LAP TIME : 1:55.566		BEST LAP TIME : 1:55.733		DIFFERENCE : 0.167		
LAP	SECTOR 1	SECTOR 2	LAP TIME	MPH	DIFF	TIME OF DAY
1 -	1:11.173	49.672	2:00.845	64.94	5.112	10:14:16.860
2 -	1:08.178	48.578	1:56.756	67.21	1.023	10:16:13.616
3 -	1:08.176	48.229	1:56.405 (3)	67.42	0.672	10:18:10.021
4 -	1:07.881	47.852	1:55.733 (1)	67.81		10:20:05.754
5 -	1:07.714	48.515	1:56.229 (2)	67.52	0.496	10:22:01.983
6 -	1:09.194	48.704	1:57.898	66.56	2.165	10:23:59.881

P42 888 1000 Paul FAGG		Honda CBR 1000RR -				
IDEAL LAP TIME : 1:56.343		BEST LAP TIME : 1:56.343		DIFFERENCE : 0.000		
LAP	SECTOR 1	SECTOR 2	LAP TIME	MPH	DIFF	TIME OF DAY
1 -	1:09.031	50.030	1:59.061	65.91	2.718	10:14:38.284
2 -	1:07.243	49.100	1:56.343 (1)	67.45		10:16:34.627
3 -	1:07.547	49.188	1:56.735 (2)	67.22	0.392	10:18:31.362
4 -	1:09.585	49.581	1:59.166	65.85	2.823	10:20:30.528
5 -	1:07.553	50.592	1:58.145 (3)	66.42	1.802	10:22:28.673

P43 35 E Stephen HARVEY		Yamaha YZF-R1 -				
IDEAL LAP TIME : 1:56.227		BEST LAP TIME : 1:56.556		DIFFERENCE : 0.329		
LAP	SECTOR 1	SECTOR 2	LAP TIME	MPH	DIFF	TIME OF DAY
1 -	1:09.512	50.293	1:59.805	65.50	3.249	10:14:26.301
2 -	1:07.252	51.090	1:58.342	66.31	1.786	10:16:24.643
3 -	1:06.696	49.860	1:56.556 (1)	67.33		10:18:21.199
4 -	1:06.708	49.857	1:56.565 (2)	67.32	0.009	10:20:17.764
5 -	1:06.577	50.331	1:56.908 (3)	67.13	0.352	10:22:14.672
6 -	1:09.049	49.650	1:58.699	66.11	2.143	10:24:13.371

BMCRC - MRO Championships 2021 - Rnd 3 @ Cadwell Park

Thunderbike Extreme & Ultra & Rookie 1000

QUALIFYING - BEST SECTORS

SECTOR 1			SECTOR 2			IDEAL / BEST COMPARISON						
POS	NO	NAME	TIME	NO	NAME	TIME	POS	NO	NAME	IDEAL	BEST	DIFF
									PERFECT LAP	1:37.239		
1	100	HUNTER	55.782	11	HARVEY	41.457	1	11	HARVEY	1:38.473	1:38.473	0.000
2	5	KILLWORTH	56.876	961	SIM	41.721	2	100	HUNTER	1:38.547	1:39.891	1.344
3	11	HARVEY	57.016	5	KILLWORTH	41.912	3	5	KILLWORTH	1:38.788	1:39.870	1.082
4	258	FRIEND	57.650	258	FRIEND	42.184	4	961	SIM	1:39.428	1:40.071	0.643
5	961	SIM	57.707	91	HARRISON	42.266	5	258	FRIEND	1:39.834	1:40.555	0.721
6	344	WILLIAMS	57.909	19	GRANT	42.306	6	344	WILLIAMS	1:40.432	1:40.432	0.000
7	29	DINSMORE	58.259	53	McGLYNN	42.463	7	41	ABRAHAM	1:40.814	1:40.814	0.000
8	41	ABRAHAM	58.263	344	WILLIAMS	42.523	8	165	BUTT	1:41.049	1:41.463	0.414
9	165	BUTT	58.427	41	ABRAHAM	42.551	9	29	DINSMORE	1:41.090	1:41.090	0.000
10	91	HARRISON	58.984	165	BUTT	42.622	10	91	HARRISON	1:41.250	1:41.250	0.000
11	19	GRANT	59.112	100	HUNTER	42.765	11	19	GRANT	1:41.418	1:42.258	0.840
12	17	KILLWORTH	59.342	63	WREN	42.787	12	53	McGLYNN	1:41.869	1:42.315	0.446
13	53	McGLYNN	59.406	29	DINSMORE	42.831	13	63	WREN	1:42.474	1:43.164	0.690
14	138	REVELEY	59.511	102	FEARN	43.099	14	102	FEARN	1:43.432	1:44.951	1.519
15	129	CRIPPS	59.599	77	MAY	43.314	15	138	REVELEY	1:43.451	1:43.451	0.000
16	86	LOPES	59.615	110	CLARKE	43.333	16	77	MAY	1:43.500	1:43.500	0.000
17	63	WREN	59.687	78	THOMAS	43.358	17	86	LOPES	1:43.567	1:43.855	0.288
18	77	MAY	1:00.186	66	HILL	43.842	18	78	THOMAS	1:43.621	1:43.729	0.108
19	78	THOMAS	1:00.263	138	REVELEY	43.940	19	110	CLARKE	1:43.689	1:44.691	1.002
20	102	FEARN	1:00.333	86	LOPES	43.952	20	17	KILLWORTH	1:43.971	1:44.210	0.239
21	110	CLARKE	1:00.356	32	FINLAYSON-GREEN	44.050	21	129	CRIPPS	1:44.071	1:44.071	0.000
22	90	WATSON	1:00.667	201	WEST	44.226	22	75	MAY	1:45.077	1:45.860	0.783
23	75	MAY	1:00.825	75	MAY	44.252	23	66	HILL	1:45.102	1:45.102	0.000
24	32	FINLAYSON-GREEN	1:01.067	213	PETRIE	44.420	24	32	FINLAYSON-GREEN	1:45.117	1:45.611	0.494
25	201	WEST	1:01.255	129	CRIPPS	44.472	25	201	WEST	1:45.481	1:45.481	0.000
26	66	HILL	1:01.260	17	KILLWORTH	44.629	26	90	WATSON	1:45.561	1:45.604	0.043
27	107	WILLIAMSON	1:01.857	90	WATSON	44.894	27	213	PETRIE	1:46.636	1:47.363	0.727
28	55	HODGINS	1:02.025	107	WILLIAMSON	44.900	28	107	WILLIAMSON	1:46.757	1:47.213	0.456
29	28	SPENCER	1:02.054	55	HODGINS	45.348	29	55	HODGINS	1:47.373	1:47.373	0.000
30	213	PETRIE	1:02.216	999	DWYER	45.359	30	147	SKEVINGTON	1:49.074	1:49.084	0.010
31	20	SWYER	1:02.759	147	SKEVINGTON	45.767	31	28	SPENCER	1:49.159	1:49.283	0.124
32	147	SKEVINGTON	1:03.307	180	OVEL	46.119	32	20	SWYER	1:49.580	1:49.580	0.000
33	21	BRENNAN	1:03.672	21	BRENNAN	46.224	33	21	BRENNAN	1:49.896	1:49.978	0.082
34	22	MAY	1:04.549	22	MAY	46.692	34	999	DWYER	1:50.954	1:50.954	0.000
35	180	OVEL	1:05.040	20	SWYER	46.821	35	180	OVEL	1:51.159	1:51.308	0.149
36	82	MORRIS	1:05.202	23	BECKETT	46.900	36	22	MAY	1:51.241	1:51.241	0.000
37	23	BECKETT	1:05.253	82	MORRIS	46.902	37	82	MORRIS	1:52.104	1:52.104	0.000
38	999	DWYER	1:05.595	28	SPENCER	47.105	38	23	BECKETT	1:52.153	1:52.153	0.000
39	35	HARVEY	1:06.577	111	FINLAYSON-GREEN	47.160	39	111	FINLAYSON-GREEN	1:55.021	1:55.021	0.000
40	103	GOFFORD	1:07.224	139	MARLEY	47.852	40	103	GOFFORD	1:55.528	1:55.551	0.023
41	888	FAGG	1:07.243	103	GOFFORD	48.304	41	139	MARLEY	1:55.566	1:55.733	0.167
42	139	MARLEY	1:07.714	888	FAGG	49.100	42	35	HARVEY	1:56.227	1:56.556	0.329
43	111	FINLAYSON-GREEN	1:07.861	35	HARVEY	49.650	43	888	FAGG	1:56.343	1:56.343	0.000

Weather / Track : Cloudy / Dry

Cadwell Park
Circuit Length = 2.1800 miles
Start: 10:09 Flag 10:22 End: 10:24

Results can be found at www.tsl-timing.com

Printed - 10:27 Saturday, 26 June 2021

BMCRC - MRO Championships 2021 - Rnd 3 @ Cadwell Park

Thunderbike Extreme & Ultra & Rookie 1000

QUALIFYING - STATISTICS

Competitors Started 43
Planned Start 2021-06-26 @ 10:08:00.000
Actual Start 2021-06-26 @ 10:09:09.962
Finish Time 2021-06-26 @ 10:22:20.914
Track Length 2.1800mi.
Total Laps 282
Total Distance Covered 614.7652mi.

Session Fastest Lap History

NO	CL	NAME	LAP TIME	TIME OF DAY	LAP	VEHICLE
961	E	Jack SIM	1:49.271	10:11:43.211	1	Yamaha R6
100	1000	Antony HUNTER	1:47.290	10:11:52.150	1	Kawasaki ZX10
5	U	Stacey KILLWORTH	1:41.945	10:12:05.850	1	Suzuki GSXR 1000
11	U	Josh HARVEY	1:38.473	10:15:53.569	2	Yamaha R1

Flag History

TYPE	TIME OF DAY
GREEN	10:09:09.962
FINISH	10:22:20.914

Flag Statistics

TYPE	COUNT	TOTAL LAPS	TOTAL TIME
Green	1	8	15:07.695
Red	0	0	0.000
Safety Car	0	0	0.000
FCY	0	0	0.000

BMCRC - MRO Championships 2021 - Rnd 3 @ Cadwell Park

Thunderbike Extreme & Ultra & Rookie 1000

QUALIFYING - STATISTICS

CLASS : E

14 Starters

Fastest Lap History

NO	NAME	LAP TIME	TIME OF DAY	LAP	VEHICLE
961	Jack SIM	1:49.271	10:11:43.211	1	Yamaha R6
961	Jack SIM	1:44.577	10:13:27.787	2	Yamaha R6
961	Jack SIM	1:42.373	10:15:10.160	3	Yamaha R6
961	Jack SIM	1:40.345	10:16:50.505	4	Yamaha R6
961	Jack SIM	1:40.071	10:20:11.271	6	Yamaha R6

Weather / Track : Cloudy / Dry

Results can be found at www.tsl-timing.com

Page 2 of 4

Cadwell Park
Circuit Length = 2.1800 miles
Start: 10:09 Flag 10:22 End: 10:24

Printed - 10:27 Saturday, 26 June 2021

BMCRC - MRO Championships 2021 - Rnd 3 @ Cadwell Park

Thunderbike Extreme & Ultra & Rookie 1000

QUALIFYING - STATISTICS

CLASS : U

14 Starters

Fastest Lap History

NO	NAME	LAP TIME	TIME OF DAY	LAP	VEHICLE
17	Jordan KILLWORTH	1:52.257	10:11:43.730	1	Kawasaki ZX-10R
165	Richard BUTT	1:50.747	10:11:43.820	1	Suzuki GSXR1000
201	Scott WEST	1:50.029	10:11:45.648	1	Suzuki GSXR1000
5	Stacey KILLWORTH	1:41.945	10:12:05.850	1	Suzuki GSXR 1000
11	Josh HARVEY	1:38.473	10:15:53.569	2	Yamaha R1

Weather / Track : Cloudy / Dry

Results can be found at www.tsl-timing.com

Page 3 of 4

Cadwell Park
Circuit Length = 2.1800 miles
Start: 10:09 Flag 10:22 End: 10:24

Printed - 10:27 Saturday, 26 June 2021

BMCRC - MRO Championships 2021 - Rnd 3 @ Cadwell Park

Thunderbike Extreme & Ultra & Rookie 1000

QUALIFYING - STATISTICS

CLASS : 1000

17 Starters

Fastest Lap History

NO	NAME	LAP TIME	TIME OF DAY	LAP	VEHICLE
201	Scott WEST	1:50.029	10:11:45.648	1	Suzuki GSXR1000
100	Antony HUNTER	1:47.290	10:11:52.150	1	Kawasaki ZX10
100	Antony HUNTER	1:42.010	10:13:34.159	2	Kawasaki ZX10
344	Andrew WILLIAMS	1:41.941	10:18:47.796	5	Kawasaki ZX10R
100	Antony HUNTER	1:39.891	10:19:02.060	5	Kawasaki ZX10

BMCRC - MRO Championships 2021 - Rnd 3 @ Cadwell Park

Thunderbike Extreme & Ultra

RACE 5 - GRID (7 Laps)



ROW 11	31	25	Kevin BURTON	32	134	Donald GILBERT			
ROW 10	28	35	Stephen HARVEY	29	6	Andrew FIRTH	30	14	Nick KILLWORTH
ROW 9	25	23	Claire BECKETT	26	103	Craig GOFFORD	27	139	Rob MARLEY
ROW 8	22	21	Danny BRENNAN	23	999	Jack DWYER	24	22	Matthew MAY
ROW 7	19	55	Nick HODGINS	20	28	David SPENCER	21	20	Connor SWYER
ROW 6	16	90	Edward WATSON	17	75	Stewart MAY	18	213	Jack PETRIE
ROW 5	13	17	Jordan KILLWORTH	14	102	James FEARN	15	201	Scott WEST
ROW 4	10	77	David MAY	11	78	Jamie THOMAS	12	129	Derek CRIPPS
ROW 3	7	165	Richard BUTT	8	63	Matthew WREN	9	138	James REVELEY
ROW 2	4	258	Ande FRIEND	5	41	David ABRAHAM	6	29	Cecil DINSMORE
ROW 1	1	11	Josh HARVEY	2	5	Stacey KILLWORTH	3	961	Jack SIM
Pole									

Cadwell Park

Circuit Length = 2.1800 miles

These results are provisional until the conclusion of any judicial and technical matters.

Clerk Of Course :	Stewards :	Timekeeper : Sarah Evans
-------------------	------------	--------------------------

Results can be found at www.tsl-timing.com

Printed - 10:28 Saturday, 26 June 2021



BMCRC - MRO Championships 2021 - Rnd 3 @ Cadwell Park

Thunderbike Extreme & Ultra RACE 5 - CLASSIFICATION



POS	NO	CL	PIC NAME	ENTRY	LAPS	TIME	GAP	DIFF	MPH	BEST	ON
1	11	U	1 Josh HARVEY	Yamaha R1 - NR Racing	7	11:29.199			79.71	1:36.938	2
2	5	U	2 Stacey KILLWORTH	Suzuki GSXR 1000 - Greenplant/Everns	7	11:37.537	8.338	8.338	78.75	1:37.936	2
3	961	E	1 Jack SIM	Yamaha R6 - Platform Lift Engineers Ltd	7	11:41.737	12.538	4.200	78.28	1:38.703	6
4	17	U	3 Jordan KILLWORTH	Kawasaki ZX-10R -	7	11:50.650	21.451	8.913	77.30	1:39.446	7
5	77	E	2 David MAY	Suzuki GSXR 750 K1 - ELP Racing	7	11:52.537	23.338	1.887	77.09	1:40.308	2
6	165	U	4 Richard BUTT	Suzuki GSXR1000 -	7	11:56.441	27.242	3.904	76.67	1:40.771	5
7	63	U	5 Matthew WREN	Suzuki GSXR - TBR performance	7	11:56.603	27.404	0.162	76.66	1:38.380	7
8	102	U	6 James FEARN	Suzuki GSXR1000 - Jwf tiling, palmer race skool, tt	7	11:57.522	28.323	0.919	76.56	1:38.893	7
9	90	U	7 Edward WATSON	Suzuki GSXR 1000 - TEA Time Racing	7	11:59.459	30.260	1.937	76.35	1:39.960	7
10	138	E	3 James REVELEY	Yamaha R6 - PCN Racing	7	12:02.359	33.160	2.900	76.05	1:41.377	6
11	78	U	8 Jamie THOMAS	Suzuki GSXR 1000 - Team RubyRacing	7	12:08.327	39.128	5.968	75.42	1:42.491	3
12	129	E	4 Derek CRIPPS	Yamaha R1 - Kelly Cripps - Team FBR	7	12:08.794	39.595	0.467	75.37	1:41.933	2
13	201	U	9 Scott WEST	Suzuki GSXR1000 -	7	12:13.458	44.259	4.664	74.90	1:42.793	6
14	55	E	5 Nick HODGINS	Suzuki GSXR 750 - Dad, Claire, Super Sam, ASR, (7	12:38.192	1:08.993	24.734	72.45	1:45.434	7
15	28	E	6 David SPENCER	Suzuki GSXR 600 -	7	12:38.203	1:09.004	0.011	72.45	1:44.992	7
16	20	U	10 Connor SWYER	Suzuki GSXR 1000 K6 - WSC Performance & Owkay	7	12:38.698	1:09.499	0.495	72.40	1:44.392	7
17	22	E	7 Matthew MAY	Honda CBR600FY - Late Breakers	7	12:40.888	1:11.689	2.190	72.20	1:45.839	6
18	21	U	11 Danny BRENNAN	Yamaha R1 - Greenplantuk	7	12:57.144	1:27.945	16.256	70.69	1:48.773	2
19	23	E	8 Claire BECKETT	Suzuki SV650 - P Sheils & Sons	7	13:03.955	1:34.756	6.811	70.07	1:49.823	7
20	14	E	9 Nick KILLWORTH	Aprillia RSV MILLE - Bk Evans racing	7	13:12.158	1:42.959	8.203	69.35	1:48.221	6
21	6	E	10 Andrew FIRTH	Yamaha YZF-R1 - LTRmotorcycles.co.uk / Palmer	6	11:32.177	1 Lap	1 Lap	68.02	1:52.817	6
22	35	E	11 Stephen HARVEY	Yamaha YZF-R1 -	6	11:33.096	1 Lap	0.919	67.93	1:52.467	5
23	103	E	12 Craig GOFFORD	Yamaha R1 4XV - Meala Racing Development	6	11:37.729	1 Lap	4.633	67.48	1:52.240	6
24	139	E	13 Rob MARLEY	Honda CBR600F3 - PearTree Racing	6	11:42.645	1 Lap	4.916	67.01	1:55.135	4

NOT CLASSIFIED

DNF	41	U	David ABRAHAM	Yamaha R1 - Cambridge Motorcycles	4	7:01.772	3 Laps	2 Laps	74.42	1:39.708	3
DNF	258	U	Ande FRIEND	Kawasaki ZX10R - Flying colours Motorcycle Trainir	3	5:04.090	4 Laps	1 Lap	77.42	1:39.275	3
DNF	29	U	Cecil DINSMORE	Suzuki GSXR 1000 - KnC Motorsport	0						
NS	75	E	Stewart MAY	Honda CBR600F3 - Moths in the wallet	0						
NS	213	E	Jack PETRIE	Yamaha YZF750 - AM Tiling	0						
NS	999	E	Jack DWYER	Suzuki GSXR750 SRAD -	0						
NS	25	E	Kevin BURTON	Honda CBR600FX - k.racersshed	0						
NS	134	E	Donald GILBERT	Suzuki GSXR750 - S and N Tyres	0						

FASTEST LAP

11	U	Josh HARVEY	Yamaha R1 - NR Racing	2	1:36.938	80.95 mph	130.29 kph
961	E	Jack SIM	Yamaha R6 - Platform Lift Engineers Ltd	6	1:38.703	79.51 mph	127.96 kph

Class U - 92.5% of Race Speed = 73.73 mph

Class E - 92.5% of Race Speed = 72.40 mph

Cadwell Park: 2.1800 miles
Race Distance: 7 Laps / 15.26 miles
Start: 13:33 Flag 13:44 End: 13:46

Weather / Track : Cloudy / Dry

These results are provisional until the conclusion of any judicial and technical matters.

Clerk Of Course :	Stewards :	Timekeeper : Sarah Evans
-------------------	------------	--------------------------

Results can be found at www.tsl-timing.com

Printed - 13:47 Saturday, 26 June 2021



BMCRC - MRO Championships 2021 - Rnd 3 @ Cadwell Park

Thunderbike Extreme & Ultra

RACE 5 - LAP CHART

LAP 1 @ 13:35:01.437

NO	BEHIND	LAP TIME
11		1:43.153
5	0.733	1:43.886
961	1.517	1:44.670
258	2.236	1:45.389
77	3.604	1:46.757
165	4.877	1:48.030
138	5.820	1:48.973
78	6.497	1:49.650
17	7.039	1:50.192
41	7.641	1:50.794
90	7.665	1:50.818
102	8.334	1:51.487
129	9.254	1:52.407
201	9.549	1:52.702
63	10.589	1:53.742
55	13.562	1:56.715
22	14.246	1:57.399
28	14.707	1:57.860
21	15.766	1:58.919
20	16.479	1:59.632
23	17.394	2:00.547
139	21.211	2:04.364
6	21.532	2:04.685
35	22.126	2:05.279
14	23.036	2:06.189
103	23.763	2:06.916

LAP 2 @ 13:36:38.375

NO	BEHIND	LAP TIME
11		1:36.938
5	1.731	1:37.936
961	4.078	1:39.499
258	4.724	1:39.426
77	6.974	1:40.308
165	9.743	1:41.804
138	11.435	1:42.553
17	11.650	1:41.549
78	12.233	1:42.674
41	12.440	1:41.737
90	13.265	1:42.538
102	13.589	1:42.193
129	14.249	1:41.933
201	15.587	1:42.976
63	15.849	1:42.198
55	23.942	1:47.318
28	24.561	1:46.792
22	24.601	1:47.293
21	27.601	1:48.773
20	28.006	1:48.465
23	31.130	1:50.674
6	38.984	1:54.390
139	40.201	1:55.928
35	40.330	1:55.142
14	40.953	1:54.855
103	41.797	1:54.972

LAP 3 @ 13:38:15.340

NO	BEHIND	LAP TIME
11		1:36.965
5	3.641	1:38.875
961	6.855	1:39.742

258	7.034	1:39.275
77	11.114	1:41.105
165	14.134	1:41.356
17	14.983	1:40.298
41	15.183	1:39.708
138	16.796	1:42.326
78	17.759	1:42.491
90	18.414	1:42.114
102	18.650	1:42.026
63	19.974	1:41.090
129	20.103	1:42.819
201	21.952	1:43.330
22	35.155	1:47.519
55	35.553	1:48.576
28	35.951	1:48.355
20	38.155	1:47.114
21	42.283	1:51.647
23	45.446	1:51.281
6	55.903	1:53.884
14	56.547	1:52.559
35	57.502	1:54.137
139	59.305	1:56.069
103	1:00.234	1:55.402

LAP 4 @ 13:39:52.412

NO	BEHIND	LAP TIME
11		1:37.072
5	5.350	1:38.781
961	9.996	1:40.213
77	15.164	1:41.122
17	17.783	1:39.872
165	18.866	1:41.804
138	22.654	1:42.930
90	22.762	1:41.420
102	22.937	1:41.359
63	23.755	1:40.853
78	23.890	1:43.203
129	25.416	1:42.385
41	27.644	1:49.533
201	29.993	1:45.113
22	45.248	1:47.165
55	46.372	1:47.891
28	46.934	1:48.055
20	47.477	1:46.394
21	54.875	1:49.664
23	58.960	1:50.586
6	1:11.845	1:53.014
14	1:12.471	1:52.996
35	1:13.377	1:52.947
139	1:17.368	1:55.135
103	1:18.015	1:54.853

LAP 5 @ 13:41:29.826

NO	BEHIND	LAP TIME
11		1:37.414
5	7.312	1:39.376
961	11.625	1:39.043
77	19.190	1:41.440
17	19.971	1:39.602
165	22.223	1:40.771
102	26.518	1:40.995
63	26.851	1:40.510
90	26.875	1:41.527
138	27.771	1:42.531

78	29.456	1:42.980
129	30.456	1:42.454
201	36.218	1:43.639
22	55.236	1:47.402
55	55.558	1:46.600
28	56.047	1:46.527
20	56.738	1:46.675
21	1:07.810	1:50.349
23	1:12.165	1:50.619
14	1:23.847	1:48.790
6	1:27.818	1:53.387
35	1:28.430	1:52.467
103	1:33.947	1:53.346
139	1:35.190	1:55.236

LAP 6 @ 13:43:07.601

NO	BEHIND	LAP TIME
11		1:37.775
5	8.298	1:38.761
961	12.553	1:38.703
17	21.887	1:39.691
77	22.439	1:41.024
165	25.475	1:41.027
63	28.906	1:39.830
102	29.312	1:40.569
90	30.182	1:41.082
138	31.373	1:41.377
78	35.196	1:43.515
129	36.924	1:44.243
201	41.236	1:42.793
22	1:03.300	1:45.839
55	1:03.441	1:45.658
28	1:03.894	1:45.622
20	1:04.989	1:46.026
21	1:18.825	1:48.790
23	1:24.815	1:50.425
14	1:34.293	1:48.221

LAP 7 @ 13:44:47.483

NO	BEHIND	LAP TIME
11		1:39.882
6	1 Lap	1:52.817
35	1 Lap	1:53.124
5	8.338	1:39.922
103	1 Lap	1:52.240
961	12.538	1:39.867
139	1 Lap	1:55.913
17	21.451	1:39.446
77	23.338	1:40.781
165	27.242	1:41.649
63	27.404	1:38.380
102	28.323	1:38.893
90	30.260	1:39.960
138	33.160	1:41.669
78	39.128	1:43.814
129	39.595	1:42.553
201	44.259	1:42.905
55	1:08.993	1:45.434
28	1:09.004	1:44.992
20	1:09.499	1:44.392
22	1:11.689	1:48.271
21	1:27.945	1:49.002
23	1:34.756	1:49.823
14	1:42.959	1:48.548

Weather / Track : Cloudy / Dry

Results can be found at www.tsl-timing.com

Cadwell Park
Circuit Length = 2.1800 miles
Start: 13:33 Flag 13:44 End: 13:46

Printed - 13:48 Saturday, 26 June 2021

BMCRC - MRO Championships 2021 - Rnd 3 @ Cadwell Park

Thunderbike Extreme & Ultra

RACE 5 - SECTOR ANALYSIS



SECTOR 1 = FL to I1, SECTOR 2 = I1 to FL, DIFF = Difference To Personal Best Lap, P = Crossed Finish Line in Pit Lane, D = Time Disallowed

P1 11 U		Josh HARVEY		Yamaha R1 - NR Racing		
IDEAL LAP TIME : 1:36.782		BEST LAP TIME : 1:36.938		DIFFERENCE : 0.156		
LAP	SECTOR 1	SECTOR 2	LAP TIME	MPH	DIFF	TIME OF DAY
1 -		41.100	1:43.153	76.08	6.215	13:35:01.437
2 -	56.002	40.936	1:36.938 (1)	80.95		13:36:38.375
3 -	55.846	41.119	1:36.965 (2)	80.93	0.027	13:38:15.340
4 -	56.026	41.046	1:37.072 (3)	80.84	0.134	13:39:52.412
5 -	56.010	41.404	1:37.414	80.56	0.476	13:41:29.826
6 -	56.464	41.311	1:37.775	80.26	0.837	13:43:07.601
7 -	57.002	42.880	1:39.882	78.57	2.944	13:44:47.483

P2 5 U		Stacey KILLWORTH		Suzuki GSXR 1000 - Greenplant/Everns		
IDEAL LAP TIME : 1:37.837		BEST LAP TIME : 1:37.936		DIFFERENCE : 0.099		
LAP	SECTOR 1	SECTOR 2	LAP TIME	MPH	DIFF	TIME OF DAY
1 -		41.644	1:43.886	75.54	5.950	13:35:02.170
2 -	56.193	41.743	1:37.936 (1)	80.13		13:36:40.106
3 -	56.752	42.123	1:38.875	79.37	0.939	13:38:18.981
4 -	56.841	41.940	1:38.781 (3)	79.44	0.845	13:39:57.762
5 -	56.835	42.541	1:39.376	78.97	1.440	13:41:37.138
6 -	56.923	41.838	1:38.761 (2)	79.46	0.825	13:43:15.899
7 -	57.233	42.689	1:39.922	78.54	1.986	13:44:55.821

P3 961 E		Jack SIM		Yamaha R6 - Platform Lift Engineers Ltd		
IDEAL LAP TIME : 1:38.703		BEST LAP TIME : 1:38.703		DIFFERENCE : 0.000		
LAP	SECTOR 1	SECTOR 2	LAP TIME	MPH	DIFF	TIME OF DAY
1 -		41.769	1:44.670	74.97	5.967	13:35:02.954
2 -	57.604	41.895	1:39.499 (3)	78.87	0.796	13:36:42.453
3 -	57.714	42.028	1:39.742	78.68	1.039	13:38:22.195
4 -	57.724	42.489	1:40.213	78.31	1.510	13:40:02.408
5 -	57.479	41.564	1:39.043 (2)	79.23	0.340	13:41:41.451
6 -	57.345	41.358	1:38.703 (1)	79.51		13:43:20.154
7 -	57.629	42.238	1:39.867	78.58	1.164	13:45:00.021

P4 17 U		Jordan KILLWORTH		Kawasaki ZX-10R -		
IDEAL LAP TIME : 1:39.066		BEST LAP TIME : 1:39.446		DIFFERENCE : 0.380		
LAP	SECTOR 1	SECTOR 2	LAP TIME	MPH	DIFF	TIME OF DAY
1 -		44.450	1:50.192	71.22	10.746	13:35:08.476
2 -	58.551	42.998	1:41.549	77.28	2.103	13:36:50.025
3 -	57.635	42.663	1:40.298	78.24	0.852	13:38:30.323
4 -	57.464	42.408	1:39.872	78.58	0.426	13:40:10.195
5 -	57.210	42.392	1:39.602 (2)	78.79	0.156	13:41:49.797
6 -	56.881	42.810	1:39.691 (3)	78.72	0.245	13:43:29.488
7 -	56.674	42.772	1:39.446 (1)	78.91		13:45:08.934

P5 77 E		David MAY		Suzuki GSXR 750 K1 - ELP Racing		
IDEAL LAP TIME : 1:40.308		BEST LAP TIME : 1:40.308		DIFFERENCE : 0.000		
LAP	SECTOR 1	SECTOR 2	LAP TIME	MPH	DIFF	TIME OF DAY
1 -		42.769	1:46.757	73.51	6.449	13:35:05.041
2 -	57.719	42.589	1:40.308 (1)	78.23		13:36:45.349
3 -	58.267	42.838	1:41.105	77.62	0.797	13:38:26.454
4 -	58.269	42.853	1:41.122	77.60	0.814	13:40:07.576
5 -	58.527	42.913	1:41.440	77.36	1.132	13:41:49.016
6 -	58.254	42.770	1:41.024 (3)	77.68	0.716	13:43:30.040
7 -	57.930	42.851	1:40.781 (2)	77.87	0.473	13:45:10.821

Weather / Track : Cloudy / Dry

Cadwell Park
Circuit Length = 2.1800 miles
Start: 13:33 Flag 13:44 End: 13:46

BMCRC - MRO Championships 2021 - Rnd 3 @ Cadwell Park

Thunderbike Extreme & Ultra

RACE 5 - SECTOR ANALYSIS



SECTOR 1 = FL to I1, SECTOR 2 = I1 to FL, DIFF = Difference To Personal Best Lap, P = Crossed Finish Line in Pit Lane, D = Time Disallowed

P6 165 U		Richard BUTT		Suzuki GSXR1000 -		
IDEAL LAP TIME : 1:40.698		BEST LAP TIME : 1:40.771		DIFFERENCE : 0.073		
LAP	SECTOR 1	SECTOR 2	LAP TIME	MPH	DIFF	TIME OF DAY
1 -		43.028	1:48.030	72.64	7.259	13:35:06.314
2 -	58.645	43.159	1:41.804	77.08	1.033	13:36:48.118
3 -	58.458	42.898	1:41.356 (3)	77.43	0.585	13:38:29.474
4 -	58.643	43.161	1:41.804	77.08	1.033	13:40:11.278
5 -	58.053	42.718	1:40.771 (1)	77.88		13:41:52.049
6 -	57.980	43.047	1:41.027 (2)	77.68	0.256	13:43:33.076
7 -	58.534	43.115	1:41.649	77.20	0.878	13:45:14.725

P7 63 U		Matthew WREN		Suzuki GSXR - TBR performance		
IDEAL LAP TIME : 1:38.380		BEST LAP TIME : 1:38.380		DIFFERENCE : 0.000		
LAP	SECTOR 1	SECTOR 2	LAP TIME	MPH	DIFF	TIME OF DAY
1 -		45.253	1:53.742	68.99	15.362	13:35:12.026
2 -	59.603	42.595	1:42.198	76.79	3.818	13:36:54.224
3 -	58.338	42.752	1:41.090	77.63	2.710	13:38:35.314
4 -	57.967	42.886	1:40.853	77.81	2.473	13:40:16.167
5 -	57.903	42.607	1:40.510 (3)	78.08	2.130	13:41:56.677
6 -	57.523	42.307	1:39.830 (2)	78.61	1.450	13:43:36.507
7 -	57.024	41.356	1:38.380 (1)	79.77		13:45:14.887

P8 102 U		James FEARN		Suzuki GSXR1000 - Jwf tiling, palmer race skool, the factory		
IDEAL LAP TIME : 1:38.893		BEST LAP TIME : 1:38.893		DIFFERENCE : 0.000		
LAP	SECTOR 1	SECTOR 2	LAP TIME	MPH	DIFF	TIME OF DAY
1 -		43.454	1:51.487	70.39	12.594	13:35:09.771
2 -	58.896	43.297	1:42.193	76.79	3.300	13:36:51.964
3 -	58.892	43.134	1:42.026	76.92	3.133	13:38:33.990
4 -	58.457	42.902	1:41.359	77.42	2.466	13:40:15.349
5 -	58.252	42.743	1:40.995 (3)	77.70	2.102	13:41:56.344
6 -	58.303	42.266	1:40.569 (2)	78.03	1.676	13:43:36.913
7 -	57.467	41.426	1:38.893 (1)	79.35		13:45:15.806

P9 90 U		Edward WATSON		Suzuki GSXR 1000 - TEA Time Racing		
IDEAL LAP TIME : 1:39.960		BEST LAP TIME : 1:39.960		DIFFERENCE : 0.000		
LAP	SECTOR 1	SECTOR 2	LAP TIME	MPH	DIFF	TIME OF DAY
1 -		43.587	1:50.818	70.81	10.858	13:35:09.102
2 -	59.208	43.330	1:42.538	76.53	2.578	13:36:51.640
3 -	58.918	43.196	1:42.114	76.85	2.154	13:38:33.754
4 -	58.196	43.224	1:41.420 (3)	77.38	1.460	13:40:15.174
5 -	58.030	43.497	1:41.527	77.30	1.567	13:41:56.701
6 -	58.621	42.461	1:41.082 (2)	77.64	1.122	13:43:37.783
7 -	57.528	42.432	1:39.960 (1)	78.51		13:45:17.743

P10 138 E		James REVELEY		Yamaha R6 - PCN Racing		
IDEAL LAP TIME : 1:41.207		BEST LAP TIME : 1:41.377		DIFFERENCE : 0.170		
LAP	SECTOR 1	SECTOR 2	LAP TIME	MPH	DIFF	TIME OF DAY
1 -		43.278	1:48.973	72.01	7.596	13:35:07.257
2 -	59.244	43.309	1:42.553	76.52	1.176	13:36:49.810
3 -	59.302	43.024	1:42.326 (3)	76.69	0.949	13:38:32.136
4 -	58.901	44.029	1:42.930	76.24	1.553	13:40:15.066
5 -	59.631	42.900	1:42.531	76.54	1.154	13:41:57.597
6 -	58.444	42.933	1:41.377 (1)	77.41		13:43:38.974
7 -	58.906	42.763	1:41.669 (2)	77.19	0.292	13:45:20.643

Weather / Track : Cloudy / Dry

Cadwell Park
Circuit Length = 2.1800 miles
Start: 13:33 Flag 13:44 End: 13:46

BMCRC - MRO Championships 2021 - Rnd 3 @ Cadwell Park

Thunderbike Extreme & Ultra

RACE 5 - SECTOR ANALYSIS



SECTOR 1 = FL to I1, SECTOR 2 = I1 to FL, DIFF = Difference To Personal Best Lap, P = Crossed Finish Line in Pit Lane, D = Time Disallowed

P11 78 U		Jamie THOMAS		Suzuki GSXR 1000 - Team RubyRacing		
IDEAL LAP TIME : 1:42.434		BEST LAP TIME : 1:42.491		DIFFERENCE : 0.057		
LAP	SECTOR 1	SECTOR 2	LAP TIME	MPH	DIFF	TIME OF DAY
1 -		43.390	1:49.650	71.57	7.159	13:35:07.934
2 -	59.584	43.090	1:42.674 (2)	76.43	0.183	13:36:50.608
3 -	59.641	42.850	1:42.491 (1)	76.57		13:38:33.099
4 -	59.821	43.382	1:43.203	76.04	0.712	13:40:16.302
5 -	59.726	43.254	1:42.980 (3)	76.20	0.489	13:41:59.282
6 -	1:00.108	43.407	1:43.515	75.81	1.024	13:43:42.797
7 -	1:00.116	43.698	1:43.814	75.59	1.323	13:45:26.611

P12 129 E		Derek CRIPPS		Yamaha R1 - Kelly Cripps - Team FBR		
IDEAL LAP TIME : 1:41.921		BEST LAP TIME : 1:41.933		DIFFERENCE : 0.012		
LAP	SECTOR 1	SECTOR 2	LAP TIME	MPH	DIFF	TIME OF DAY
1 -		44.253	1:52.407	69.81	10.474	13:35:10.691
2 -	58.390	43.543	1:41.933 (1)	76.99		13:36:52.624
3 -	58.953	43.866	1:42.819	76.32	0.886	13:38:35.443
4 -	58.854	43.531	1:42.385 (2)	76.65	0.452	13:40:17.828
5 -	58.681	43.773	1:42.454 (3)	76.60	0.521	13:42:00.282
6 -	59.213	45.030	1:44.243	75.28	2.310	13:43:44.525
7 -	58.620	43.933	1:42.553	76.52	0.620	13:45:27.078

P13 201 U		Scott WEST		Suzuki GSXR1000 -		
IDEAL LAP TIME : 1:42.766		BEST LAP TIME : 1:42.793		DIFFERENCE : 0.027		
LAP	SECTOR 1	SECTOR 2	LAP TIME	MPH	DIFF	TIME OF DAY
1 -		43.598	1:52.702	69.63	9.909	13:35:10.986
2 -	59.700	43.276	1:42.976 (3)	76.21	0.183	13:36:53.962
3 -	59.975	43.355	1:43.330	75.95	0.537	13:38:37.292
4 -	1:01.437	43.676	1:45.113	74.66	2.320	13:40:22.405
5 -	1:00.141	43.498	1:43.639	75.72	0.846	13:42:06.044
6 -	59.654	43.139	1:42.793 (1)	76.34		13:43:48.837
7 -	59.793	43.112	1:42.905 (2)	76.26	0.112	13:45:31.742

P14 55 E		Nick HODGINS		Suzuki GSXR 750 - Dad, Claire, Super Sam, ASR, Caz		
IDEAL LAP TIME : 1:44.734		BEST LAP TIME : 1:45.434		DIFFERENCE : 0.700		
LAP	SECTOR 1	SECTOR 2	LAP TIME	MPH	DIFF	TIME OF DAY
1 -		45.642	1:56.715	67.24	11.281	13:35:14.999
2 -	1:01.991	45.327	1:47.318	73.12	1.884	13:37:02.317
3 -	1:02.506	46.070	1:48.576	72.28	3.142	13:38:50.893
4 -	1:02.766	45.125	1:47.891	72.74	2.457	13:40:38.784
5 -	1:01.629	44.971	1:46.600 (3)	73.62	1.166	13:42:25.384
6 -	1:01.269	44.389	1:45.658 (2)	74.27	0.224	13:44:11.042
7 -	1:00.345	45.089	1:45.434 (1)	74.43		13:45:56.476

P15 28 E		David SPENCER		Suzuki GSXR 600 -		
IDEAL LAP TIME : 1:44.946		BEST LAP TIME : 1:44.992		DIFFERENCE : 0.046		
LAP	SECTOR 1	SECTOR 2	LAP TIME	MPH	DIFF	TIME OF DAY
1 -		45.468	1:57.860	66.58	12.868	13:35:16.144
2 -	1:01.684	45.108	1:46.792	73.48	1.800	13:37:02.936
3 -	1:02.195	46.160	1:48.355	72.42	3.363	13:38:51.291
4 -	1:02.601	45.454	1:48.055	72.63	3.063	13:40:39.346
5 -	1:01.373	45.154	1:46.527 (3)	73.67	1.535	13:42:25.873
6 -	1:01.039	44.583	1:45.622 (2)	74.30	0.630	13:44:11.495
7 -	1:00.363	44.629	1:44.992 (1)	74.74		13:45:56.487

Weather / Track : Cloudy / Dry

Cadwell Park
Circuit Length = 2.1800 miles
Start: 13:33 Flag 13:44 End: 13:46

BMCRC - MRO Championships 2021 - Rnd 3 @ Cadwell Park

Thunderbike Extreme & Ultra

RACE 5 - SECTOR ANALYSIS



SECTOR 1 = FL to I1, SECTOR 2 = I1 to FL, DIFF = Difference To Personal Best Lap, P = Crossed Finish Line in Pit Lane, D = Time Disallowed

P16 20 U		Connor SWYER		Suzuki GSXR 1000 K6 - WSC Performace & Owkay clothing			
IDEAL LAP TIME : 1:44.392		BEST LAP TIME : 1:44.392		DIFFERENCE : 0.000			
LAP	SECTOR 1	SECTOR 2	LAP TIME	MPH	DIFF	TIME OF DAY	
1 -		46.380	1:59.632	65.60	15.240	13:35:17.916	
2 -	1:02.112	46.353	1:48.465	72.35	4.073	13:37:06.381	
3 -	1:02.369	44.745	1:47.114	73.26	2.722	13:38:53.495	
4 -	1:01.168	45.226	1:46.394 (3)	73.76	2.002	13:40:39.889	
5 -	1:01.212	45.463	1:46.675	73.56	2.283	13:42:26.564	
6 -	1:01.035	44.991	1:46.026 (2)	74.02	1.634	13:44:12.590	
7 -	1:00.250	44.142	1:44.392 (1)	75.17		13:45:56.982	

P17 22 E		Matthew MAY		Honda CBR600FY - Late Breakers			
IDEAL LAP TIME : 1:45.839		BEST LAP TIME : 1:45.839		DIFFERENCE : 0.000			
LAP	SECTOR 1	SECTOR 2	LAP TIME	MPH	DIFF	TIME OF DAY	
1 -		45.610	1:57.399	66.84	11.560	13:35:15.683	
2 -	1:01.851	45.442	1:47.293 (3)	73.14	1.454	13:37:02.976	
3 -	1:01.832	45.687	1:47.519	72.99	1.680	13:38:50.495	
4 -	1:02.142	45.023	1:47.165 (2)	73.23	1.326	13:40:37.660	
5 -	1:02.116	45.286	1:47.402	73.07	1.563	13:42:25.062	
6 -	1:01.333	44.506	1:45.839 (1)	74.15		13:44:10.901	
7 -	1:02.266	46.005	1:48.271	72.48	2.432	13:45:59.172	

P18 21 U		Danny BRENNAN		Yamaha R1 - Greenplantuk			
IDEAL LAP TIME : 1:48.327		BEST LAP TIME : 1:48.773		DIFFERENCE : 0.446			
LAP	SECTOR 1	SECTOR 2	LAP TIME	MPH	DIFF	TIME OF DAY	
1 -		46.086	1:58.919	65.99	10.146	13:35:17.203	
2 -	1:02.510	46.263	1:48.773 (1)	72.15		13:37:05.976	
3 -	1:04.530	47.117	1:51.647	70.29	2.874	13:38:57.623	
4 -	1:03.379	46.285	1:49.664	71.56	0.891	13:40:47.287	
5 -	1:03.468	46.881	1:50.349	71.12	1.576	13:42:37.636	
6 -	1:02.973	45.817	1:48.790 (2)	72.13	0.017	13:44:26.426	
7 -	1:02.724	46.278	1:49.002 (3)	71.99	0.229	13:46:15.428	

P19 23 E		Claire BECKETT		Suzuki SV650 - P Sheils & Sons			
IDEAL LAP TIME : 1:49.823		BEST LAP TIME : 1:49.823		DIFFERENCE : 0.000			
LAP	SECTOR 1	SECTOR 2	LAP TIME	MPH	DIFF	TIME OF DAY	
1 -		47.104	2:00.547	65.10	10.724	13:35:18.831	
2 -	1:03.992	46.682	1:50.674	70.91	0.851	13:37:09.505	
3 -	1:04.577	46.704	1:51.281	70.52	1.458	13:39:00.786	
4 -	1:04.254	46.332	1:50.586 (3)	70.96	0.763	13:40:51.372	
5 -	1:03.895	46.724	1:50.619	70.94	0.796	13:42:41.991	
6 -	1:03.886	46.539	1:50.425 (2)	71.07	0.602	13:44:32.416	
7 -	1:03.821	46.002	1:49.823 (1)	71.46		13:46:22.239	

P20 14 E		Nick KILLWORTH		Aprillia RSV MILLE - Bk Evans racing			
IDEAL LAP TIME : 1:47.506		BEST LAP TIME : 1:48.221		DIFFERENCE : 0.715			
LAP	SECTOR 1	SECTOR 2	LAP TIME	MPH	DIFF	TIME OF DAY	
1 -		48.985	2:06.189	62.19	17.968	13:35:24.473	
2 -	1:06.443	48.412	1:54.855	68.33	6.634	13:37:19.328	
3 -	1:06.057	46.502	1:52.559	69.72	4.338	13:39:11.887	
4 -	1:04.537	48.459	1:52.996	69.45	4.775	13:41:04.883	
5 -	1:03.517	45.273	1:48.790 (3)	72.13	0.569	13:42:53.673	
6 -	1:02.233	45.988	1:48.221 (1)	72.51		13:44:41.894	
7 -	1:02.816	45.732	1:48.548 (2)	72.30	0.327	13:46:30.442	

Weather / Track : Cloudy / Dry

Cadwell Park
Circuit Length = 2.1800 miles
Start: 13:33 Flag 13:44 End: 13:46

BMCRC - MRO Championships 2021 - Rnd 3 @ Cadwell Park

Thunderbike Extreme & Ultra

RACE 5 - SECTOR ANALYSIS



SECTOR 1 = FL to I1, SECTOR 2 = I1 to FL, DIFF = Difference To Personal Best Lap, P = Crossed Finish Line in Pit Lane, D = Time Disallowed

P21 6 E		Andrew FIRTH		Yamaha YZF-R1 - LTRmotorcycles.co.uk / Palmer Race Skool /		
IDEAL LAP TIME : 1:52.424		BEST LAP TIME : 1:52.817		DIFFERENCE : 0.393		
LAP	SECTOR 1	SECTOR 2	LAP TIME	MPH	DIFF	TIME OF DAY
1 -		48.744	2:04.685	62.94	11.868	13:35:22.969
2 -	1:06.222	48.168	1:54.390	68.60	1.573	13:37:17.359
3 -	1:05.965	47.919	1:53.884	68.91	1.067	13:39:11.243
4 -	1:04.632	48.382	1:53.014 (2)	69.44	0.197	13:41:04.257
5 -	1:05.595	47.792	1:53.387 (3)	69.21	0.570	13:42:57.644
6 -	1:04.946	47.871	1:52.817 (1)	69.56		13:44:50.461

P22 35 E		Stephen HARVEY		Yamaha YZF-R1 -		
IDEAL LAP TIME : 1:52.242		BEST LAP TIME : 1:52.467		DIFFERENCE : 0.225		
LAP	SECTOR 1	SECTOR 2	LAP TIME	MPH	DIFF	TIME OF DAY
1 -		48.750	2:05.279	62.64	12.812	13:35:23.563
2 -	1:06.926	48.216	1:55.142	68.15	2.675	13:37:18.705
3 -	1:06.096	48.041	1:54.137	68.76	1.670	13:39:12.842
4 -	1:05.089	47.858	1:52.947 (2)	69.48	0.480	13:41:05.789
5 -	1:04.691	47.776	1:52.467 (1)	69.78		13:42:58.256
6 -	1:05.573	47.551	1:53.124 (3)	69.37	0.657	13:44:51.380

P23 103 E		Craig GOFFORD		Yamaha R1 4XV - Meala Racing Development		
IDEAL LAP TIME : 1:52.240		BEST LAP TIME : 1:52.240		DIFFERENCE : 0.000		
LAP	SECTOR 1	SECTOR 2	LAP TIME	MPH	DIFF	TIME OF DAY
1 -		48.994	2:06.916	61.83	14.676	13:35:25.200
2 -	1:06.824	48.148	1:54.972	68.26	2.732	13:37:20.172
3 -	1:07.038	48.364	1:55.402	68.00	3.162	13:39:15.574
4 -	1:06.660	48.193	1:54.853 (3)	68.33	2.613	13:41:10.427
5 -	1:05.462	47.884	1:53.346 (2)	69.23	1.106	13:43:03.773
6 -	1:04.856	47.384	1:52.240 (1)	69.92		13:44:56.013

P24 139 E		Rob MARLEY		Honda CBR600F3 - PearTree Racing		
IDEAL LAP TIME : 1:54.196		BEST LAP TIME : 1:55.135		DIFFERENCE : 0.939		
LAP	SECTOR 1	SECTOR 2	LAP TIME	MPH	DIFF	TIME OF DAY
1 -		48.977	2:04.364	63.10	9.229	13:35:22.648
2 -	1:07.530	48.398	1:55.928	67.69	0.793	13:37:18.576
3 -	1:07.796	48.273	1:56.069	67.61	0.934	13:39:14.645
4 -	1:06.957	48.178	1:55.135 (1)	68.16		13:41:09.780
5 -	1:07.108	48.128	1:55.236 (2)	68.10	0.101	13:43:05.016
6 -	1:06.068	49.845	1:55.913 (3)	67.70	0.778	13:45:00.929

P25 41 U		David ABRAHAM		Yamaha R1 - Cambridge Motorcycles		
IDEAL LAP TIME : 1:39.058		BEST LAP TIME : 1:39.708		DIFFERENCE : 0.650		
LAP	SECTOR 1	SECTOR 2	LAP TIME	MPH	DIFF	TIME OF DAY
1 -		43.341	1:50.794	70.83	11.086	13:35:09.078
2 -	58.590	43.147	1:41.737 (2)	77.14	2.029	13:36:50.815
3 -	57.347	42.361	1:39.708 (1)	78.71		13:38:30.523
4 -	1:07.239	42.294	1:49.533 (3)	71.65	9.825	13:40:20.056

P26 258 U		Ande FRIEND		Kawasaki ZX10R - Flying colours Motorcycle Training		
IDEAL LAP TIME : 1:39.032		BEST LAP TIME : 1:39.275		DIFFERENCE : 0.243		
LAP	SECTOR 1	SECTOR 2	LAP TIME	MPH	DIFF	TIME OF DAY
1 -		42.017	1:45.389 (3)	74.46	6.114	13:35:03.673
2 -	57.327	42.099	1:39.426 (2)	78.93	0.151	13:36:43.099
3 -	57.408	41.867	1:39.275 (1)	79.05		13:38:22.374

Weather / Track : Cloudy / Dry

Cadwell Park
Circuit Length = 2.1800 miles
Start: 13:33 Flag 13:44 End: 13:46

BMCRC - MRO Championships 2021 - Rnd 3 @ Cadwell Park

Thunderbike Extreme & Ultra

RACE 5 - BEST SECTORS

SECTOR 1			SECTOR 2			IDEAL / BEST COMPARISON						
POS	NO	NAME	TIME	NO	NAME	TIME	POS	NO	NAME	IDEAL	BEST	DIFF
									PERFECT LAP	1:36.782		
1	11	HARVEY	55.846	11	HARVEY	40.936	1	11	HARVEY	1:36.782	1:36.938	0.156
2	5	KILLWORTH	56.193	63	WREN	41.356	2	5	KILLWORTH	1:37.837	1:37.936	0.099
3	17	KILLWORTH	56.674	961	SIM	41.358	3	63	WREN	1:38.380	1:38.380	0.000
4	41	ABRAHAM	56.764	102	FEARN	41.426	4	961	SIM	1:38.703	1:38.703	0.000
5	63	WREN	57.024	5	KILLWORTH	41.644	5	102	FEARN	1:38.893	1:38.893	0.000
6	258	FRIEND	57.165	258	FRIEND	41.867	6	258	FRIEND	1:39.032	1:39.275	0.243
7	961	SIM	57.345	41	ABRAHAM	42.294	7	41	ABRAHAM	1:39.058	1:39.708	0.650
8	102	FEARN	57.467	17	KILLWORTH	42.392	8	17	KILLWORTH	1:39.066	1:39.446	0.380
9	90	WATSON	57.528	90	WATSON	42.432	9	90	WATSON	1:39.960	1:39.960	0.000
10	77	MAY	57.719	77	MAY	42.589	10	77	MAY	1:40.308	1:40.308	0.000
11	165	BUTT	57.980	165	BUTT	42.718	11	165	BUTT	1:40.698	1:40.771	0.073
12	129	CRIPPS	58.390	138	REVELEY	42.763	12	138	REVELEY	1:41.207	1:41.377	0.170
13	138	REVELEY	58.444	78	THOMAS	42.850	13	129	CRIPPS	1:41.921	1:41.933	0.012
14	78	THOMAS	59.584	201	WEST	43.112	14	78	THOMAS	1:42.434	1:42.491	0.057
15	201	WEST	59.654	129	CRIPPS	43.531	15	201	WEST	1:42.766	1:42.793	0.027
16	20	SWYER	1:00.250	20	SWYER	44.142	16	20	SWYER	1:44.392	1:44.392	0.000
17	55	HODGINS	1:00.345	55	HODGINS	44.389	17	55	HODGINS	1:44.734	1:45.434	0.700
18	28	SPENCER	1:00.363	22	MAY	44.506	18	28	SPENCER	1:44.946	1:44.992	0.046
19	22	MAY	1:01.333	28	SPENCER	44.583	19	22	MAY	1:45.839	1:45.839	0.000
20	14	KILLWORTH	1:02.233	14	KILLWORTH	45.273	20	14	KILLWORTH	1:47.506	1:48.221	0.715
21	21	BRENNAN	1:02.510	21	BRENNAN	45.817	21	21	BRENNAN	1:48.327	1:48.773	0.446
22	23	BECKETT	1:03.821	23	BECKETT	46.002	22	23	BECKETT	1:49.823	1:49.823	0.000
23	6	FIRTH	1:04.632	103	GOFFORD	47.384	23	103	GOFFORD	1:52.240	1:52.240	0.000
24	35	HARVEY	1:04.691	35	HARVEY	47.551	24	35	HARVEY	1:52.242	1:52.467	0.225
25	103	GOFFORD	1:04.856	6	FIRTH	47.792	25	6	FIRTH	1:52.424	1:52.817	0.393
26	139	MARLEY	1:06.068	139	MARLEY	48.128	26	139	MARLEY	1:54.196	1:55.135	0.939
27												

Weather / Track : Cloudy / Dry

Results can be found at www.tsl-timing.com

Cadwell Park
Circuit Length = 2.1800 miles
Start: 13:33 Flag 13:44 End: 13:46

Printed - 13:48 Saturday, 26 June 2021

BMCRC - MRO Championships 2021 - Rnd 3 @ Cadwell Park

Thunderbike Extreme & Ultra

RACE 5 - STATISTICS

Competitors Started 26
Planned Start 2021-06-26 @ 12:55:00.000
Actual Start 2021-06-26 @ 13:33:18.283
Finish Time 2021-06-26 @ 13:44:47.482
Track Length 2.1800mi.
Total Laps 171
Total Distance Covered 372.7831mi.

Session Fastest Lap History

NO	CL	NAME	LAP TIME	TIME OF DAY	LAP	VEHICLE
11	U	Josh HARVEY	1:43.153	13:35:01.458	1	Yamaha R1
11	U	Josh HARVEY	1:36.938	13:36:38.397	2	Yamaha R1

Session Leader History

NO	CL	NAME	FROM LAP	LAPS LED	DISTANCE	VEHICLE
11	U	Josh HARVEY	1	7	15.26 miles	Yamaha R1

Flag History

TYPE	TIME OF DAY
GREEN	13:33:18.283
FINISH	13:44:47.482

Flag Statistics

TYPE	COUNT	TOTAL LAPS	TOTAL TIME
Green	1	7	13:17.993
Red	0	0	0.000
Safety Car	0	0	0.000
FCY	0	0	0.000

BMCRC - MRO Championships 2021 - Rnd 3 @ Cadwell Park

Thunderbike Extreme & Ultra

RACE 5 - STATISTICS

CLASS : E

13 Starters

Fastest Lap History

NO	NAME	LAP TIME	TIME OF DAY	LAP	VEHICLE
961	Jack SIM	1:44.670	13:35:02.965	1	Yamaha R6
961	Jack SIM	1:39.499	13:36:42.464	2	Yamaha R6
961	Jack SIM	1:39.043	13:41:41.462	5	Yamaha R6
961	Jack SIM	1:38.703	13:43:20.165	6	Yamaha R6

Leader History

NO	NAME	FROM LAP	LAPS LED	DISTANCE	VEHICLE
961	Jack SIM	1	7	15.26 miles	Yamaha R6

BMCRC - MRO Championships 2021 - Rnd 3 @ Cadwell Park

Thunderbike Extreme & Ultra

RACE 5 - STATISTICS

CLASS : U

13 Starters

Fastest Lap History

NO	NAME	LAP TIME	TIME OF DAY	LAP	VEHICLE
11	Josh HARVEY	1:43.153	13:35:01.458	1	Yamaha R1
11	Josh HARVEY	1:36.938	13:36:38.397	2	Yamaha R1

Leader History

NO	NAME	FROM LAP	LAPS LED	DISTANCE	VEHICLE
11	Josh HARVEY	1	7	15.26 miles	Yamaha R1

BMCRC - MRO Championships 2021 - Rnd 3 @ Cadwell Park

Thunderbike Extreme & Ultra

RACE 15 - GRID (7 Laps)



ROW 11	31	213	Jack PETRIE	32	999	Jack DWYER							
ROW 10		28	25	Kevin BURTON	29	75	Stewart MAY	30	134	Donald GILBERT			
ROW 9	25	6	Andrew FIRTH	1:52.817	26	139	Rob MARLEY	1:55.135	27	29	Cecil DINSMORE		
ROW 8		22	23	Claire BECKETT	1:49.823	23	103	Craig GOFFORD	1:52.240	24	35	Stephen HARVEY	1:52.467
ROW 7	19	22	Matthew MAY	1:45.839	20	14	Nick KILLWORTH	1:48.221	21	21	Danny BRENNAN	1:48.773	
ROW 6		16	20	Connor SWYER	1:44.392	17	28	David SPENCER	1:44.992	18	55	Nick HODGINS	1:45.434
ROW 5	13	129	Derek CRIPPS	1:41.933	14	78	Jamie THOMAS	1:42.491	15	201	Scott WEST	1:42.793	
ROW 4		10	77	David MAY	1:40.308	11	165	Richard BUTT	1:40.771	12	138	James REVELEY	1:41.377
ROW 3	7	17	Jordan KILLWORTH	1:39.446	8	41	David ABRAHAM	1:39.708	9	90	Edward WATSON	1:39.960	
ROW 2		4	961	Jack SIM	1:38.703	5	102	James FEARN	1:38.893	6	258	Ande FRIEND	1:39.275
ROW 1	1	11	Josh HARVEY	1:36.938	2	5	Stacey KILLWORTH	1:37.936	3	63	Matthew WREN	1:38.380	
			Pole										

These results are provisional until the conclusion of any judicial and technical matters.

Cadwell Park
Circuit Length = 2.1800 miles

Clerk Of Course :	Stewards :	Timekeeper :
-------------------	------------	--------------

Results can be found at www.tsl-timing.com

Printed - 13:49 Saturday, 26 June 2021



BMCRC - MRO Championships 2021 - Rnd 3 @ Cadwell Park

Thunderbike Extreme & Ultra

RACE 15 - CLASSIFICATION



POS	NO	CL	PIC NAME	ENTRY	LAPS	TIME	GAP	DIFF	MPH	BEST	ON
1	11	U	1 Josh HARVEY	Yamaha R1 - NR Racing	7	11:27.303			79.93	1:36.659	2
2	5	U	2 Stacey KILLWORTH	Suzuki GSXR 1000 - Greenplant/Everns	7	11:30.748	3.445	3.445	79.53	1:36.652	2
3	961	E	1 Jack SIM	Yamaha R6 - Platform Lift Engineers Ltd	7	11:37.982	10.679	7.234	78.70	1:38.780	7
4	102	U	3 James FEARN	Suzuki GSXR1000 - Jwf tiling, palmer race skool, tf	7	11:47.404	20.101	9.422	77.65	1:39.093	6
5	63	U	4 Matthew WREN	Suzuki GSXR - TBR performance	7	11:48.064	20.761	0.660	77.58	1:38.832	7
6	17	U	5 Jordan KILLWORTH	Kawasaki ZX-10R -	7	11:49.139	21.836	1.075	77.46	1:39.743	2
7	41	U	6 David ABRAHAM	Yamaha R1 - Cambridge Motorcycles	7	11:49.460	22.157	0.321	77.43	1:39.144	7
8	258	U	7 Ande FRIEND	Kawasaki ZX10R - Flying colours Motorcycle Trainir	7	11:50.336	23.033	0.876	77.33	1:39.942	6
9	90	U	8 Edward WATSON	Suzuki GSXR 1000 - TEA Time Racing	7	11:52.830	25.527	2.494	77.06	1:40.195	5
10	77	E	2 David MAY	Suzuki GSXR 750 K1 - ELP Racing	7	11:54.974	27.671	2.144	76.83	1:39.877	7
11	138	E	3 James REVELEY	Yamaha R6 - PCN Racing	7	11:55.118	27.815	0.144	76.82	1:39.769	7
12	165	U	9 Richard BUTT	Suzuki GSXR1000 -	7	12:00.612	33.309	5.494	76.23	1:41.182	6
13	129	E	4 Derek CRIPPS	Yamaha R1 - Kelly Cripps - Team FBR	7	12:09.349	42.046	8.737	75.32	1:41.875	5
14	78	U	10 Jamie THOMAS	Suzuki GSXR 1000 - Team RubyRacing	7	12:11.620	44.317	2.271	75.08	1:42.020	4
15	29	U	11 Cecil DINSMORE	Suzuki GSXR 1000 - KnC Motorsport	7	12:15.580	48.277	3.960	74.68	1:41.818	5
16	20	U	12 Connor SWYER	Suzuki GSXR 1000 K6 - WSC Performace & Owkay	7	12:22.635	55.332	7.055	73.97	1:42.826	7
17	28	E	5 David SPENCER	Suzuki GSXR 600 -	7	12:27.430	1:00.127	4.795	73.50	1:43.715	7
18	213	E	6 Jack PETRIE	Yamaha YZF750 - AM Tiling	7	12:31.951	1:04.648	4.521	73.05	1:43.518	7
19	55	E	7 Nick HODGINS	Suzuki GSXR 750 - Dad, Claire, Super Sam, ASR, C	7	12:38.148	1:10.845	6.197	72.46	1:45.116	5
20	999	E	8 Jack DWYER	Suzuki GSXR750 SRAD -	7	12:42.302	1:14.999	4.154	72.06	1:47.482	4
21	23	E	9 Claire BECKETT	Suzuki SV650 - P Shells & Sons	7	13:05.123	1:37.820	22.821	69.97	1:50.230	7
22	6	E	10 Andrew FIRTH	Yamaha YZF-R1 - LTRmotorcycles.co.uk / Palmer	6	11:30.011	1 Lap	1 Lap	68.24	1:52.429	6
23	14	E	11 Nick KILLWORTH	Aprillia RSV MILLE - Bk Evans racing	6	11:30.483	1 Lap	0.472	68.19	1:52.205	6
24	103	E	12 Craig GOFFORD	Yamaha R1 4XV - Meala Racing Development	6	11:31.069	1 Lap	0.586	68.13	1:51.620	6

NOT CLASSIFIED

DNF	201	U	Scott WEST	Suzuki GSXR1000 -	5	8:38.768	2 Laps	1 Lap	75.64	1:40.976	5
DNF	22	E	Matthew MAY	Honda CBR600FY - Late Breakers	2	3:40.013	5 Laps	3 Laps	71.34	1:45.842	2
DNF	139	E	Rob MARLEY	Honda CBR600F3 - PearTree Racing	1	2:06.662	6 Laps	1 Lap	61.96	2:06.662	1
DNF	21	U	Danny BRENNAN	Yamaha R1 - Greenplantuk	0						
DQ	35*	E	Stephen HARVEY	Yamaha YZF-R1 -							
NS	25	E	Kevin BURTON	Honda CBR600FX - k.racersshed	0						
NS	75	E	Stewart MAY	Honda CBR600F3 - Moths in the wallet	0						
NS	134	E	Donald GILBERT	Suzuki GSXR750 - S and N Tyres	0						

FASTEST LAP

	5	U	Stacey KILLWORTH	Suzuki GSXR 1000 - Greenplant/Everns	2	1:36.652		81.19 mph		130.67 kph	
	961	E	Jack SIM	Yamaha R6 - Platform Lift Engineers Ltd	7	1:38.780		79.44 mph		127.86 kph	

Bike 35 - Disqualified - failed post race technical inspection

Class U - 92.5% of Race Speed = 73.93 mph

Class E - 92.5% of Race Speed = 72.79 mph

Weather / Track : Cloudy / Dry

These results are provisional until the conclusion of any judicial and technical matters.

Cadwell Park: 2.1800 miles
Race Distance: 7 Laps / 15.26 miles
Start: 17:34 Flag 17:46 End: 17:48

Clerk Of Course :	Stewards :	Timekeeper : Sarah Evans
-------------------	------------	--------------------------

Results can be found at www.tsl-timing.com

Printed - 18:13 Saturday, 26 June 2021



BMCRC - MRO Championships 2021 - Rnd 3 @ Cadwell Park

Thunderbike Extreme & Ultra

RACE 15 - LAP CHART

LAP 1 @ 17:36:40.927

NO	BEHIND	LAP TIME
11		1:42.485
5	0.605	1:43.090
961	1.274	1:43.759
102	2.940	1:45.425
258	3.556	1:46.041
63	3.876	1:46.361
17	4.830	1:47.315
90	5.595	1:48.080
41	5.698	1:48.183
138	6.518	1:49.003
165	7.991	1:50.476
77	8.346	1:50.831
78	8.473	1:50.958
129	9.182	1:51.667
201	9.243	1:51.728
20	11.435	1:53.920
22	11.686	1:54.171
23	13.701	1:56.186
999	13.738	1:56.223
29	14.069	1:56.554
213	15.569	1:58.054
28	16.250	1:58.735
55	16.826	1:59.311
6	21.209	2:03.694
139	24.177	2:06.662
103	24.231	2:06.716
14	24.659	2:07.144

LAP 2 @ 17:38:17.586

NO	BEHIND	LAP TIME
11		1:36.659
5	0.598	1:36.652
961	3.604	1:38.989
102	7.320	1:41.039
258	7.756	1:40.859
17	7.914	1:39.743
63	8.517	1:41.300
41	9.348	1:40.309
90	9.871	1:40.935
138	11.760	1:41.901
77	12.637	1:40.950
165	13.422	1:42.090
78	13.969	1:42.155
201	14.592	1:42.008
129	15.965	1:43.442
22	20.869	1:45.842
20	21.096	1:46.320
29	21.711	1:44.301
999	25.203	1:48.124
213	25.973	1:47.063
28	27.552	1:47.961
55	28.259	1:48.092
23	28.702	1:51.660
6	38.482	1:53.932
103	39.746	1:52.174
14	40.330	1:52.330

LAP 3 @ 17:39:54.435

NO	BEHIND	LAP TIME
11		1:36.849
5	0.605	1:36.856

961	5.612	1:38.857
102	11.634	1:41.163
17	12.033	1:40.968
258	12.590	1:41.683
63	12.707	1:41.039
41	13.213	1:40.714
90	14.004	1:40.982
138	16.941	1:42.030
77	17.258	1:41.470
165	18.811	1:42.238
78	19.289	1:42.169
201	20.229	1:42.486
129	21.440	1:42.324
29	29.169	1:44.307
20	30.486	1:46.239
28	34.742	1:44.039
999	36.029	1:47.675
213	36.523	1:47.399
55	38.680	1:47.270
23	45.145	1:53.292
6	56.064	1:54.431
103	56.758	1:53.861
14	57.002	1:53.521

LAP 4 @ 17:41:31.137

NO	BEHIND	LAP TIME
11		1:36.702
5	1.625	1:37.722
961	8.326	1:39.416
102	15.631	1:40.699
17	15.854	1:40.523
258	16.020	1:40.132
63	16.334	1:40.329
41	16.867	1:40.356
90	18.194	1:40.892
77	21.376	1:40.820
138	21.852	1:41.613
165	23.901	1:41.792
78	24.607	1:42.020
201	25.097	1:41.570
129	27.129	1:42.391
29	34.847	1:42.380
20	39.208	1:45.424
28	42.330	1:44.290
213	45.772	1:45.951
999	46.809	1:47.482
55	47.884	1:45.906
23	59.579	1:51.136
6	1:12.437	1:53.075
14	1:13.100	1:52.800
103	1:13.665	1:53.609

LAP 5 @ 17:43:08.319

NO	BEHIND	LAP TIME
11		1:37.182
5	2.737	1:38.294
961	10.302	1:39.158
102	19.267	1:40.818
17	19.588	1:40.916
258	19.753	1:40.915
63	20.044	1:40.892
41	20.764	1:41.079
90	21.207	1:40.195
77	24.824	1:40.630

138	25.101	1:40.431
165	27.964	1:41.245
201	28.891	1:40.976
78	31.191	1:43.766
129	31.822	1:41.875
29	39.483	1:41.818
20	46.320	1:44.294
28	49.465	1:44.317
213	53.963	1:45.373
55	55.818	1:45.116
999	57.197	1:47.570
23	1:13.848	1:51.451
6	1:27.705	1:52.450
14	1:28.401	1:52.483
103	1:29.572	1:53.089

LAP 6 @ 17:44:45.504

NO	BEHIND	LAP TIME
11		1:37.185
5	4.357	1:38.805
961	12.140	1:39.023
102	21.175	1:39.093
63	22.170	1:39.311
17	22.290	1:39.887
258	22.510	1:39.942
41	23.254	1:39.675
90	24.488	1:40.466
77	28.035	1:40.396
138	28.287	1:40.371
165	31.961	1:41.182
129	38.482	1:43.845
78	39.564	1:45.558
29	45.718	1:43.420
20	52.747	1:43.612
28	56.653	1:44.373
213	1:01.371	1:44.593
55	1:05.064	1:46.431
999	1:07.749	1:47.737
23	1:27.831	1:51.168

LAP 7 @ 17:46:25.745

NO	BEHIND	LAP TIME
11		1:40.241
6	1 Lap	1:52.429
14	1 Lap	1:52.205
5	3.445	1:39.329
103	1 Lap	1:51.620
961	10.679	1:38.780
102	20.101	1:39.167
63	20.761	1:38.832
17	21.836	1:39.787
41	22.157	1:39.144
258	23.033	1:40.764
90	25.527	1:41.280
77	27.671	1:39.877
138	27.815	1:39.769
165	33.309	1:41.589
129	42.046	1:43.805
78	44.317	1:44.994
29	48.277	1:42.800
20	55.332	1:42.826
28	1:00.127	1:43.715
213	1:04.648	1:43.518
55	1:10.845	1:46.022

999	1:14.999	1:47.491
23	1:37.820	1:50.230

Weather / Track : Cloudy / Dry

Results can be found at www.tsl-timing.com

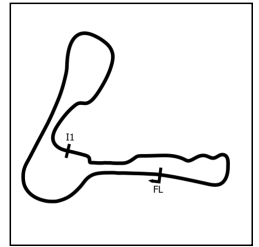
Cadwell Park
Circuit Length = 2.1800 miles
Start: 17:34 Flag 17:46 End: 17:48

Printed - 18:15 Saturday, 26 June 2021

BMCRC - MRO Championships 2021 - Rnd 3 @ Cadwell Park

Thunderbike Extreme & Ultra

RACE 15 - SECTOR ANALYSIS



SECTOR 1 = FL to I1, SECTOR 2 = I1 to FL, DIFF = Difference To Personal Best Lap, P = Crossed Finish Line in Pit Lane, D = Time Disallowed

P1 11 U		Josh HARVEY		Yamaha R1 - NR Racing		
IDEAL LAP TIME : 1:36.457		BEST LAP TIME : 1:36.659		DIFFERENCE : 0.202		
LAP	SECTOR 1	SECTOR 2	LAP TIME	MPH	DIFF	TIME OF DAY
1 -		40.873	1:42.485	76.57	5.826	17:36:40.927
2 -	55.738	40.921	1:36.659 (1)	81.19		17:38:17.586
3 -	56.016	40.833	1:36.849 (3)	81.03	0.190	17:39:54.435
4 -	55.624	41.078	1:36.702 (2)	81.15	0.043	17:41:31.137
5 -	56.143	41.039	1:37.182	80.75	0.523	17:43:08.319
6 -	56.038	41.147	1:37.185	80.75	0.526	17:44:45.504
7 -	56.606	43.635	1:40.241	78.29	3.582	17:46:25.745

P2 5 U		Stacey KILLWORTH		Suzuki GSXR 1000 - Greenplant/Everns		
IDEAL LAP TIME : 1:36.650		BEST LAP TIME : 1:36.652		DIFFERENCE : 0.002		
LAP	SECTOR 1	SECTOR 2	LAP TIME	MPH	DIFF	TIME OF DAY
1 -		41.286	1:43.090	76.12	6.438	17:36:41.532
2 -	55.827	40.825	1:36.652 (1)	81.19		17:38:18.184
3 -	55.825	41.031	1:36.856 (2)	81.02	0.204	17:39:55.040
4 -	56.187	41.535	1:37.722 (3)	80.31	1.070	17:41:32.762
5 -	56.502	41.792	1:38.294	79.84	1.642	17:43:11.056
6 -	57.041	41.764	1:38.805	79.42	2.153	17:44:49.861
7 -	56.938	42.391	1:39.329	79.01	2.677	17:46:29.190

P3 961 E		Jack SIM		Yamaha R6 - Platform Lift Engineers Ltd		
IDEAL LAP TIME : 1:38.573		BEST LAP TIME : 1:38.780		DIFFERENCE : 0.207		
LAP	SECTOR 1	SECTOR 2	LAP TIME	MPH	DIFF	TIME OF DAY
1 -		41.376	1:43.759	75.63	4.979	17:36:42.201
2 -	57.507	41.482	1:38.989 (3)	79.28	0.209	17:38:21.190
3 -	57.416	41.441	1:38.857 (2)	79.38	0.077	17:40:00.047
4 -	57.242	42.174	1:39.416	78.94	0.636	17:41:39.463
5 -	57.446	41.712	1:39.158	79.14	0.378	17:43:18.621
6 -	57.445	41.578	1:39.023	79.25	0.243	17:44:57.644
7 -	57.197	41.583	1:38.780 (1)	79.44		17:46:36.424

P4 102 U		James FEARN		Suzuki GSXR1000 - Jwf tiling, palmer race skool, the factory		
IDEAL LAP TIME : 1:38.964		BEST LAP TIME : 1:39.093		DIFFERENCE : 0.129		
LAP	SECTOR 1	SECTOR 2	LAP TIME	MPH	DIFF	TIME OF DAY
1 -		42.261	1:45.425	74.44	6.332	17:36:43.867
2 -	58.458	42.581	1:41.039	77.67	1.946	17:38:24.906
3 -	58.986	42.177	1:41.163	77.57	2.070	17:40:06.069
4 -	58.273	42.426	1:40.699 (3)	77.93	1.606	17:41:46.768
5 -	58.803	42.015	1:40.818	77.84	1.725	17:43:27.586
6 -	57.531	41.562	1:39.093 (1)	79.19		17:45:06.679
7 -	57.734	41.433	1:39.167 (2)	79.13	0.074	17:46:45.846

P5 63 U		Matthew WREN		Suzuki GSXR - TBR performance		
IDEAL LAP TIME : 1:38.832		BEST LAP TIME : 1:38.832		DIFFERENCE : 0.000		
LAP	SECTOR 1	SECTOR 2	LAP TIME	MPH	DIFF	TIME OF DAY
1 -		42.364	1:46.361	73.78	7.529	17:36:44.803
2 -	58.789	42.511	1:41.300	77.47	2.468	17:38:26.103
3 -	58.494	42.545	1:41.039	77.67	2.207	17:40:07.142
4 -	57.845	42.484	1:40.329 (3)	78.22	1.497	17:41:47.471
5 -	58.516	42.376	1:40.892	77.78	2.060	17:43:28.363
6 -	57.309	42.002	1:39.311 (2)	79.02	0.479	17:45:07.674
7 -	56.869	41.963	1:38.832 (1)	79.40		17:46:46.506

BMCRC - MRO Championships 2021 - Rnd 3 @ Cadwell Park

Thunderbike Extreme & Ultra

RACE 15 - SECTOR ANALYSIS



SECTOR 1 = FL to I1, SECTOR 2 = I1 to FL, DIFF = Difference To Personal Best Lap, P = Crossed Finish Line in Pit Lane, D = Time Disallowed

P6 17 U		Jordan KILLWORTH		Kawasaki ZX-10R -		
IDEAL LAP TIME : 1:39.252		BEST LAP TIME : 1:39.743		DIFFERENCE : 0.491		
LAP	SECTOR 1	SECTOR 2	LAP TIME	MPH	DIFF	TIME OF DAY
1 -		42.996	1:47.315	73.13	7.572	17:36:45.757
2 -	57.492	42.251	1:39.743 (1)	78.68		17:38:25.500
3 -	58.601	42.367	1:40.968	77.72	1.225	17:40:06.468
4 -	58.028	42.495	1:40.523	78.07	0.780	17:41:46.991
5 -	58.018	42.898	1:40.916	77.76	1.173	17:43:27.907
6 -	57.551	42.336	1:39.887 (3)	78.56	0.144	17:45:07.794
7 -	57.001	42.786	1:39.787 (2)	78.64	0.044	17:46:47.581

P7 41 U		David ABRAHAM		Yamaha R1 - Cambridge Motorcycles		
IDEAL LAP TIME : 1:39.004		BEST LAP TIME : 1:39.144		DIFFERENCE : 0.140		
LAP	SECTOR 1	SECTOR 2	LAP TIME	MPH	DIFF	TIME OF DAY
1 -		43.030	1:48.183	72.54	9.039	17:36:46.625
2 -	57.382	42.927	1:40.309 (3)	78.23	1.165	17:38:26.934
3 -	57.940	42.774	1:40.714	77.92	1.570	17:40:07.648
4 -	57.816	42.540	1:40.356	78.20	1.212	17:41:48.004
5 -	58.392	42.687	1:41.079	77.64	1.935	17:43:29.083
6 -	57.426	42.249	1:39.675 (2)	78.73	0.531	17:45:08.758
7 -	56.755	42.389	1:39.144 (1)	79.15		17:46:47.902

P8 258 U		Ande FRIEND		Kawasaki ZX10R - Flying colours Motorcycle Training		
IDEAL LAP TIME : 1:39.036		BEST LAP TIME : 1:39.942		DIFFERENCE : 0.906		
LAP	SECTOR 1	SECTOR 2	LAP TIME	MPH	DIFF	TIME OF DAY
1 -		42.656	1:46.041	74.00	6.099	17:36:44.483
2 -	58.001	42.858	1:40.859	77.81	0.917	17:38:25.342
3 -	58.955	42.728	1:41.683	77.18	1.741	17:40:07.025
4 -	57.614	42.518	1:40.132 (2)	78.37	0.190	17:41:47.157
5 -	58.633	42.282	1:40.915	77.76	0.973	17:43:28.072
6 -	58.001	41.941	1:39.942 (1)	78.52		17:45:08.014
7 -	57.095	43.669	1:40.764 (3)	77.88	0.822	17:46:48.778

P9 90 U		Edward WATSON		Suzuki GSXR 1000 - TEA Time Racing		
IDEAL LAP TIME : 1:40.162		BEST LAP TIME : 1:40.195		DIFFERENCE : 0.033		
LAP	SECTOR 1	SECTOR 2	LAP TIME	MPH	DIFF	TIME OF DAY
1 -		43.160	1:48.080	72.61	7.885	17:36:46.522
2 -	58.153	42.782	1:40.935	77.75	0.740	17:38:27.457
3 -	58.000	42.982	1:40.982	77.71	0.787	17:40:08.439
4 -	57.967	42.925	1:40.892 (3)	77.78	0.697	17:41:49.331
5 -	57.458	42.737	1:40.195 (1)	78.32		17:43:29.526
6 -	57.762	42.704	1:40.466 (2)	78.11	0.271	17:45:09.992
7 -	57.898	43.382	1:41.280	77.48	1.085	17:46:51.272

P10 77 E		David MAY		Suzuki GSXR 750 K1 - ELP Racing		
IDEAL LAP TIME : 1:39.791		BEST LAP TIME : 1:39.877		DIFFERENCE : 0.086		
LAP	SECTOR 1	SECTOR 2	LAP TIME	MPH	DIFF	TIME OF DAY
1 -		44.194	1:50.831	70.81	10.954	17:36:49.273
2 -	58.379	42.571	1:40.950	77.74	1.073	17:38:30.223
3 -	58.317	43.153	1:41.470	77.34	1.593	17:40:11.693
4 -	57.835	42.985	1:40.820	77.84	0.943	17:41:52.513
5 -	57.675	42.955	1:40.630 (3)	77.98	0.753	17:43:33.143
6 -	57.351	43.045	1:40.396 (2)	78.17	0.519	17:45:13.539
7 -	57.220	42.657	1:39.877 (1)	78.57		17:46:53.416

Weather / Track : Cloudy / Dry

Cadwell Park
Circuit Length = 2.1800 miles
Start: 17:34 Flag 17:46 End: 17:48

BMCRC - MRO Championships 2021 - Rnd 3 @ Cadwell Park

Thunderbike Extreme & Ultra

RACE 15 - SECTOR ANALYSIS



SECTOR 1 = FL to I1, SECTOR 2 = I1 to FL, DIFF = Difference To Personal Best Lap, P = Crossed Finish Line in Pit Lane, D = Time Disallowed

P11 138 E		James REVELEY		Yamaha R6 - PCN Racing			
IDEAL LAP TIME : 1:39.769		BEST LAP TIME : 1:39.769		DIFFERENCE : 0.000			
LAP	SECTOR 1	SECTOR 2	LAP TIME	MPH	DIFF	TIME OF DAY	
1 -		43.177	1:49.003	71.99	9.234	17:36:47.445	
2 -	58.643	43.258	1:41.901	77.01	2.132	17:38:29.346	
3 -	58.943	43.087	1:42.030	76.91	2.261	17:40:11.376	
4 -	58.633	42.980	1:41.613	77.23	1.844	17:41:52.989	
5 -	58.058	42.373	1:40.431 (3)	78.14	0.662	17:43:33.420	
6 -	57.729	42.642	1:40.371 (2)	78.19	0.602	17:45:13.791	
7 -	57.433	42.336	1:39.769 (1)	78.66		17:46:53.560	

P12 165 U		Richard BUTT		Suzuki GSXR1000 -			
IDEAL LAP TIME : 1:40.699		BEST LAP TIME : 1:41.182		DIFFERENCE : 0.483			
LAP	SECTOR 1	SECTOR 2	LAP TIME	MPH	DIFF	TIME OF DAY	
1 -		43.928	1:50.476	71.03	9.294	17:36:48.918	
2 -	59.223	42.867	1:42.090	76.87	0.908	17:38:31.008	
3 -	59.263	42.975	1:42.238	76.76	1.056	17:40:13.246	
4 -	58.956	42.836	1:41.792	77.09	0.610	17:41:55.038	
5 -	58.526	42.719	1:41.245 (2)	77.51	0.063	17:43:36.283	
6 -	58.798	42.384	1:41.182 (1)	77.56		17:45:17.465	
7 -	58.315	43.274	1:41.589 (3)	77.25	0.407	17:46:59.054	

P13 129 E		Derek CRIPPS		Yamaha R1 - Kelly Cripps - Team FBR			
IDEAL LAP TIME : 1:41.875		BEST LAP TIME : 1:41.875		DIFFERENCE : 0.000			
LAP	SECTOR 1	SECTOR 2	LAP TIME	MPH	DIFF	TIME OF DAY	
1 -		44.323	1:51.667	70.28	9.792	17:36:50.109	
2 -	59.654	43.788	1:43.442	75.86	1.567	17:38:33.551	
3 -	58.721	43.603	1:42.324 (2)	76.69	0.449	17:40:15.875	
4 -	58.567	43.824	1:42.391 (3)	76.64	0.516	17:41:58.266	
5 -	58.441	43.434	1:41.875 (1)	77.03		17:43:40.141	
6 -	59.005	44.840	1:43.845	75.57	1.970	17:45:23.986	
7 -	59.388	44.417	1:43.805	75.60	1.930	17:47:07.791	

P14 78 U		Jamie THOMAS		Suzuki GSXR 1000 - Team RubyRacing			
IDEAL LAP TIME : 1:42.000		BEST LAP TIME : 1:42.020		DIFFERENCE : 0.020			
LAP	SECTOR 1	SECTOR 2	LAP TIME	MPH	DIFF	TIME OF DAY	
1 -		43.870	1:50.958	70.72	8.938	17:36:49.400	
2 -	59.147	43.008	1:42.155 (2)	76.82	0.135	17:38:31.555	
3 -	59.023	43.146	1:42.169 (3)	76.81	0.149	17:40:13.724	
4 -	58.992	43.028	1:42.020 (1)	76.92		17:41:55.744	
5 -	1:00.246	43.520	1:43.766	75.63	1.746	17:43:39.510	
6 -	1:00.933	44.625	1:45.558	74.34	3.538	17:45:25.068	
7 -	1:00.736	44.258	1:44.994	74.74	2.974	17:47:10.062	

P15 29 U		Cecil DINSMORE		Suzuki GSXR 1000 - KnC Motorsport			
IDEAL LAP TIME : 1:41.676		BEST LAP TIME : 1:41.818		DIFFERENCE : 0.142			
LAP	SECTOR 1	SECTOR 2	LAP TIME	MPH	DIFF	TIME OF DAY	
1 -		44.744	1:56.554	67.33	14.736	17:36:54.996	
2 -	1:00.478	43.823	1:44.301	75.24	2.483	17:38:39.297	
3 -	1:00.838	43.469	1:44.307	75.24	2.489	17:40:23.604	
4 -	59.212	43.168	1:42.380 (2)	76.65	0.562	17:42:05.984	
5 -	58.508	43.310	1:41.818 (1)	77.07		17:43:47.802	
6 -	59.863	43.557	1:43.420	75.88	1.602	17:45:31.222	
7 -	59.060	43.740	1:42.800 (3)	76.34	0.982	17:47:14.022	

Weather / Track : Cloudy / Dry

Cadwell Park
Circuit Length = 2.1800 miles
Start: 17:34 Flag 17:46 End: 17:48

BMCRC - MRO Championships 2021 - Rnd 3 @ Cadwell Park

Thunderbike Extreme & Ultra

RACE 15 - SECTOR ANALYSIS



SECTOR 1 = FL to I1, SECTOR 2 = I1 to FL, DIFF = Difference To Personal Best Lap, P = Crossed Finish Line in Pit Lane, D = Time Disallowed

P16 20 U		Connor SWYER		Suzuki GSXR 1000 K6 - WSC Performace & Owkay clothing		
IDEAL LAP TIME : 1:42.826		BEST LAP TIME : 1:42.826		DIFFERENCE : 0.000		
LAP	SECTOR 1	SECTOR 2	LAP TIME	MPH	DIFF	TIME OF DAY
1 -		45.069	1:53.920	68.89	11.094	17:36:52.362
2 -	1:00.804	45.516	1:46.320	73.81	3.494	17:38:38.682
3 -	1:01.185	45.054	1:46.239	73.87	3.413	17:40:24.921
4 -	1:00.862	44.562	1:45.424	74.44	2.598	17:42:10.345
5 -	1:00.280	44.014	1:44.294 (3)	75.24	1.468	17:43:54.639
6 -	59.259	44.353	1:43.612 (2)	75.74	0.786	17:45:38.251
7 -	59.218	43.608	1:42.826 (1)	76.32		17:47:21.077

P17 28 E		David SPENCER		Suzuki GSXR 600 -		
IDEAL LAP TIME : 1:43.427		BEST LAP TIME : 1:43.715		DIFFERENCE : 0.288		
LAP	SECTOR 1	SECTOR 2	LAP TIME	MPH	DIFF	TIME OF DAY
1 -		45.468	1:58.735	66.09	15.020	17:36:57.177
2 -	1:02.329	45.632	1:47.961	72.69	4.246	17:38:45.138
3 -	1:00.222	43.817	1:44.039 (2)	75.43	0.324	17:40:29.177
4 -	1:00.245	44.045	1:44.290 (3)	75.25	0.575	17:42:13.467
5 -	1:00.306	44.011	1:44.317	75.23	0.602	17:43:57.784
6 -	1:00.251	44.122	1:44.373	75.19	0.658	17:45:42.157
7 -	59.610	44.105	1:43.715 (1)	75.66		17:47:25.872

P18 213 E		Jack PETRIE		Yamaha YZF750 - AM Tiling		
IDEAL LAP TIME : 1:43.518		BEST LAP TIME : 1:43.518		DIFFERENCE : 0.000		
LAP	SECTOR 1	SECTOR 2	LAP TIME	MPH	DIFF	TIME OF DAY
1 -		44.991	1:58.054	66.47	14.536	17:36:56.496
2 -	1:02.816	44.247	1:47.063	73.30	3.545	17:38:43.559
3 -	1:03.918	43.481	1:47.399	73.07	3.881	17:40:30.958
4 -	1:02.323	43.628	1:45.951	74.07	2.433	17:42:16.909
5 -	1:01.621	43.752	1:45.373 (3)	74.47	1.855	17:44:02.282
6 -	1:01.183	43.410	1:44.593 (2)	75.03	1.075	17:45:46.875
7 -	1:00.729	42.789	1:43.518 (1)	75.81		17:47:30.393

P19 55 E		Nick HODGINS		Suzuki GSXR 750 - Dad, Claire, Super Sam, ASR, Caz		
IDEAL LAP TIME : 1:45.116		BEST LAP TIME : 1:45.116		DIFFERENCE : 0.000		
LAP	SECTOR 1	SECTOR 2	LAP TIME	MPH	DIFF	TIME OF DAY
1 -		46.585	1:59.311	65.77	14.195	17:36:57.753
2 -	1:02.624	45.468	1:48.092	72.60	2.976	17:38:45.845
3 -	1:02.271	44.999	1:47.270	73.16	2.154	17:40:33.115
4 -	1:01.373	44.533	1:45.906 (2)	74.10	0.790	17:42:19.021
5 -	1:00.752	44.364	1:45.116 (1)	74.66		17:44:04.137
6 -	1:01.400	45.031	1:46.431	73.73	1.315	17:45:50.568
7 -	1:00.865	45.157	1:46.022 (3)	74.02	0.906	17:47:36.590

P20 999 E		Jack DWYER		Suzuki GSXR750 SRAD -		
IDEAL LAP TIME : 1:46.883		BEST LAP TIME : 1:47.482		DIFFERENCE : 0.599		
LAP	SECTOR 1	SECTOR 2	LAP TIME	MPH	DIFF	TIME OF DAY
1 -		45.649	1:56.223	67.52	8.741	17:36:54.665
2 -	1:03.000	45.124	1:48.124	72.58	0.642	17:38:42.789
3 -	1:03.792	43.883	1:47.675	72.88	0.193	17:40:30.464
4 -	1:03.132	44.350	1:47.482 (1)	73.01		17:42:17.946
5 -	1:03.183	44.387	1:47.570 (3)	72.95	0.088	17:44:05.516
6 -	1:03.770	43.967	1:47.737	72.84	0.255	17:45:53.253
7 -	1:03.562	43.929	1:47.491 (2)	73.01	0.009	17:47:40.744

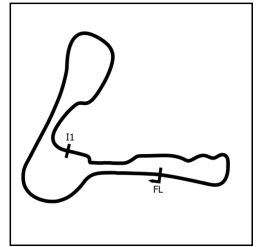
Weather / Track : Cloudy / Dry

Cadwell Park
Circuit Length = 2.1800 miles
Start: 17:34 Flag 17:46 End: 17:48

BMCRC - MRO Championships 2021 - Rnd 3 @ Cadwell Park

Thunderbike Extreme & Ultra

RACE 15 - SECTOR ANALYSIS



SECTOR 1 = FL to I1, SECTOR 2 = I1 to FL, DIFF = Difference To Personal Best Lap, P = Crossed Finish Line in Pit Lane, D = Time Disallowed

P21 23 E		Claire BECKETT		Suzuki SV650 - P Sheils & Sons		
IDEAL LAP TIME : 1:50.213		BEST LAP TIME : 1:50.230		DIFFERENCE : 0.017		
LAP	SECTOR 1	SECTOR 2	LAP TIME	MPH	DIFF	TIME OF DAY
1 -		46.070	1:56.186	67.54	5.956	17:36:54.628
2 -	1:04.318	47.342	1:51.660	70.28	1.430	17:38:46.288
3 -	1:05.869	47.423	1:53.292	69.27	3.062	17:40:39.580
4 -	1:04.595	46.541	1:51.136 (2)	70.61	0.906	17:42:30.716
5 -	1:04.817	46.634	1:51.451	70.41	1.221	17:44:22.167
6 -	1:04.444	46.724	1:51.168 (3)	70.59	0.938	17:46:13.335
7 -	1:04.143	46.087	1:50.230 (1)	71.19		17:48:03.565

P22 6 E		Andrew FIRTH		Yamaha YZF-R1 - LTRmotorcycles.co.uk / Palmer Race Skool /		
IDEAL LAP TIME : 1:51.699		BEST LAP TIME : 1:52.429		DIFFERENCE : 0.730		
LAP	SECTOR 1	SECTOR 2	LAP TIME	MPH	DIFF	TIME OF DAY
1 -		48.675	2:03.694	63.44	11.265	17:37:02.136
2 -	1:05.442	48.490	1:53.932	68.88	1.503	17:38:56.068
3 -	1:05.790	48.641	1:54.431	68.58	2.002	17:40:50.499
4 -	1:05.321	47.754	1:53.075 (3)	69.40	0.646	17:42:43.574
5 -	1:05.234	47.216	1:52.450 (2)	69.79	0.021	17:44:36.024
6 -	1:04.483	47.946	1:52.429 (1)	69.80		17:46:28.453

P23 14 E		Nick KILLWORTH		Aprillia RSV MILLE - Bk Evans racing		
IDEAL LAP TIME : 1:51.561		BEST LAP TIME : 1:52.205		DIFFERENCE : 0.644		
LAP	SECTOR 1	SECTOR 2	LAP TIME	MPH	DIFF	TIME OF DAY
1 -		48.849	2:07.144	61.72	14.939	17:37:05.586
2 -	1:04.902	47.428	1:52.330 (2)	69.86	0.125	17:38:57.916
3 -	1:05.516	48.005	1:53.521	69.13	1.316	17:40:51.437
4 -	1:04.781	48.019	1:52.800	69.57	0.595	17:42:44.237
5 -	1:04.918	47.565	1:52.483 (3)	69.77	0.278	17:44:36.720
6 -	1:04.133	48.072	1:52.205 (1)	69.94		17:46:28.925

P24 103 E		Craig GOFFORD		Yamaha R1 4XV - Meala Racing Development		
IDEAL LAP TIME : 1:51.422		BEST LAP TIME : 1:51.620		DIFFERENCE : 0.198		
LAP	SECTOR 1	SECTOR 2	LAP TIME	MPH	DIFF	TIME OF DAY
1 -		48.915	2:06.716	61.93	15.096	17:37:05.158
2 -	1:05.035	47.139	1:52.174 (2)	69.96	0.554	17:38:57.332
3 -	1:05.589	48.272	1:53.861	68.92	2.241	17:40:51.193
4 -	1:05.922	47.687	1:53.609	69.07	1.989	17:42:44.802
5 -	1:04.957	48.132	1:53.089 (3)	69.39	1.469	17:44:37.891
6 -	1:04.283	47.337	1:51.620 (1)	70.31		17:46:29.511

P25 201 U		Scott WEST		Suzuki GSXR1000 -		
IDEAL LAP TIME : 1:40.854		BEST LAP TIME : 1:40.976		DIFFERENCE : 0.122		
LAP	SECTOR 1	SECTOR 2	LAP TIME	MPH	DIFF	TIME OF DAY
1 -		43.911	1:51.728	70.24	10.752	17:36:50.170
2 -	59.277	42.731	1:42.008 (3)	76.93	1.032	17:38:32.178
3 -	59.494	42.992	1:42.486	76.57	1.510	17:40:14.664
4 -	58.720	42.850	1:41.570 (2)	77.26	0.594	17:41:56.234
5 -	58.635	42.341	1:40.976 (1)	77.72		17:43:37.210

P26 22 E		Matthew MAY		Honda CBR600FY - Late Breakers		
IDEAL LAP TIME : 1:45.842		BEST LAP TIME : 1:45.842		DIFFERENCE : 0.000		
LAP	SECTOR 1	SECTOR 2	LAP TIME	MPH	DIFF	TIME OF DAY
1 -		45.247	1:54.171 (2)	68.73	8.329	17:36:52.613
2 -	1:00.772	45.070	1:45.842 (1)	74.14		17:38:38.455

Weather / Track : Cloudy / Dry

Cadwell Park
Circuit Length = 2.1800 miles
Start: 17:34 Flag 17:46 End: 17:48

BMCRC - MRO Championships 2021 - Rnd 3 @ Cadwell Park

Thunderbike Extreme & Ultra

RACE 15 - SECTOR ANALYSIS



SECTOR 1 = FL to I1, SECTOR 2 = I1 to FL, DIFF = Difference To Personal Best Lap, P = Crossed Finish Line in Pit Lane, D = Time Disallowed

P27	139	E	Rob MARLEY	Honda CBR600F3 - PearTree Racing		
IDEAL LAP TIME : 1:59.448		BEST LAP TIME : 2:06.662		DIFFERENCE : 7.214		
LAP	SECTOR 1	SECTOR 2	LAP TIME	MPH	DIFF	TIME OF DAY
1 -		49.222	2:06.662 (1)	61.96		17:37:05.104

BMCRC - MRO Championships 2021 - Rnd 3 @ Cadwell Park

Thunderbike Extreme & Ultra

RACE 15 - BEST SECTORS

SECTOR 1			SECTOR 2			IDEAL / BEST COMPARISON						
POS	NO	NAME	TIME	NO	NAME	TIME	POS	NO	NAME	IDEAL	BEST	DIFF
									PERFECT LAP	1:36.449		
1	11	HARVEY	55.624	5	KILLWORTH	40.825	1	11	HARVEY	1:36.457	1:36.659	0.202
2	5	KILLWORTH	55.825	11	HARVEY	40.833	2	5	KILLWORTH	1:36.650	1:36.652	0.002
3	41	ABRAHAM	56.755	961	SIM	41.376	3	961	SIM	1:38.573	1:38.780	0.207
4	63	WREN	56.869	102	FEARN	41.433	4	63	WREN	1:38.832	1:38.832	0.000
5	17	KILLWORTH	57.001	258	FRIEND	41.941	5	102	FEARN	1:38.964	1:39.093	0.129
6	258	FRIEND	57.095	63	WREN	41.963	6	41	ABRAHAM	1:39.004	1:39.144	0.140
7	961	SIM	57.197	41	ABRAHAM	42.249	7	258	FRIEND	1:39.036	1:39.942	0.906
8	77	MAY	57.220	17	KILLWORTH	42.251	8	17	KILLWORTH	1:39.252	1:39.743	0.491
9	138	REVELEY	57.433	138	REVELEY	42.336	9	138	REVELEY	1:39.769	1:39.769	0.000
10	90	WATSON	57.458	201	WEST	42.341	10	77	MAY	1:39.791	1:39.877	0.086
11	102	FEARN	57.531	165	BUTT	42.384	11	90	WATSON	1:40.162	1:40.195	0.033
12	165	BUTT	58.315	77	MAY	42.571	12	165	BUTT	1:40.699	1:41.182	0.483
13	129	CRIPPS	58.441	90	WATSON	42.704	13	201	WEST	1:40.854	1:40.976	0.122
14	29	DINSMORE	58.508	213	PETRIE	42.789	14	29	DINSMORE	1:41.676	1:41.818	0.142
15	201	WEST	58.513	78	THOMAS	43.008	15	129	CRIPPS	1:41.875	1:41.875	0.000
16	78	THOMAS	58.992	29	DINSMORE	43.168	16	78	THOMAS	1:42.000	1:42.020	0.020
17	20	SWYER	59.218	129	CRIPPS	43.434	17	20	SWYER	1:42.826	1:42.826	0.000
18	28	SPENCER	59.610	20	SWYER	43.608	18	28	SPENCER	1:43.427	1:43.715	0.288
19	213	PETRIE	1:00.729	28	SPENCER	43.817	19	213	PETRIE	1:43.518	1:43.518	0.000
20	55	HODGINS	1:00.752	999	DWYER	43.883	20	55	HODGINS	1:45.116	1:45.116	0.000
21	22	MAY	1:00.772	55	HODGINS	44.364	21	22	MAY	1:45.842	1:45.842	0.000
22	999	DWYER	1:03.000	22	MAY	45.070	22	999	DWYER	1:46.883	1:47.482	0.599
23	14	KILLWORTH	1:04.133	23	BECKETT	46.070	23	23	BECKETT	1:50.213	1:50.230	0.017
24	23	BECKETT	1:04.143	103	GOFFORD	47.139	24	103	GOFFORD	1:51.422	1:51.620	0.198
25	103	GOFFORD	1:04.283	6	FIRTH	47.216	25	14	KILLWORTH	1:51.561	1:52.205	0.644
26	6	FIRTH	1:04.483	14	KILLWORTH	47.428	26	6	FIRTH	1:51.699	1:52.429	0.730
27	139	MARLEY	1:10.226	139	MARLEY	49.222	27	139	MARLEY	1:59.448	2:06.662	7.214
28												
29												

Weather / Track : Cloudy / Dry

Results can be found at www.tsl-timing.com

Cadwell Park
 Circuit Length = 2.1800 miles
 Start: 17:34 Flag 17:46 End: 17:48

Printed - 18:14 Saturday, 26 June 2021

BMCRC - MRO Championships 2021 - Rnd 3 @ Cadwell Park

Thunderbike Extreme & Ultra

RACE 15 - STATISTICS

Competitors Started 28
Planned Start 2021-06-26 @ 16:45:00.000
Actual Start 2021-06-26 @ 17:34:58.441
Finish Time 2021-06-26 @ 17:46:25.744
Track Length 2.1800mi.
Total Laps 173
Total Distance Covered 377.1432mi.

Session Fastest Lap History

NO	CL	NAME	LAP TIME	TIME OF DAY	LAP	VEHICLE
11	U	Josh HARVEY	1:42.485	17:36:40.949	1	Yamaha R1
11	U	Josh HARVEY	1:36.659	17:38:17.608	2	Yamaha R1
5	U	Stacey KILLWORTH	1:36.652	17:38:18.197	2	Suzuki GSXR 1000

Session Leader History

NO	CL	NAME	FROM LAP	LAPS LED	DISTANCE	VEHICLE
11	U	Josh HARVEY	1	7	15.26 miles	Yamaha R1

Flag History

TYPE	TIME OF DAY
GREEN	17:34:58.441
FINISH	17:46:25.744

Flag Statistics

TYPE	COUNT	TOTAL LAPS	TOTAL TIME
Green	1	7	13:09.288
Red	0	0	0.000
Safety Car	0	0	0.000
FCY	0	0	0.000

BMCRC - MRO Championships 2021 - Rnd 3 @ Cadwell Park

Thunderbike Extreme & Ultra

RACE 15 - STATISTICS

CLASS : E

15 Starters

Fastest Lap History

NO	NAME	LAP TIME	TIME OF DAY	LAP	VEHICLE
961	Jack SIM	1:43.759	17:36:42.212	1	Yamaha R6
961	Jack SIM	1:38.989	17:38:21.201	2	Yamaha R6
961	Jack SIM	1:38.857	17:40:00.058	3	Yamaha R6
961	Jack SIM	1:38.780	17:46:36.435	7	Yamaha R6

Leader History

NO	NAME	FROM LAP	LAPS LED	DISTANCE	VEHICLE
961	Jack SIM	1	7	15.26 miles	Yamaha R6

BMCRC - MRO Championships 2021 - Rnd 3 @ Cadwell Park

Thunderbike Extreme & Ultra

RACE 15 - STATISTICS

CLASS : U

13 Starters

Fastest Lap History

NO	NAME	LAP TIME	TIME OF DAY	LAP	VEHICLE
11	Josh HARVEY	1:42.485	17:36:40.949	1	Yamaha R1
11	Josh HARVEY	1:36.659	17:38:17.608	2	Yamaha R1
5	Stacey KILLWORTH	1:36.652	17:38:18.197	2	Suzuki GSXR 1000

Leader History

NO	NAME	FROM LAP	LAPS LED	DISTANCE	VEHICLE
11	Josh HARVEY	1	7	15.26 miles	Yamaha R1

BMCRC - MRO Championships 2021 - Rnd 3 @ Cadwell Park

Thunderbike Extreme & Ultra

RACE 5 - GRID (9 Laps)



ROW 11	31	134	Donald GILBERT	32	35	Stephen HARVEY				
ROW 10	28	21	Danny BRENNAN	29	25	Kevin BURTON	30	75	Stewart MAY	
ROW 9	25	14	Nick KILLWORTH	26	6	Andrew FIRTH	27	139	Rob MARLEY	2:06.662
ROW 8	22	999	Jack DWYER	23	23	Claire BECKETT	24	103	Craig GOFFORD	1:51.620
ROW 7	19	28	David SPENCER	20	55	Nick HODGINS	21	22	Matthew MAY	1:45.842
ROW 6	16	78	Jamie THOMAS	17	20	Connor SWYER	18	213	Jack PETRIE	1:43.518
ROW 5	13	165	Richard BUTT	14	29	Cecil DINSMORE	15	129	Derek CRIPPS	1:41.875
ROW 4	10	258	Ande FRIEND	11	90	Edward WATSON	12	201	Scott WEST	1:40.976
ROW 3	7	17	Jordan KILLWORTH	8	138	James REVELEY	9	77	David MAY	1:39.877
ROW 2	4	63	Matthew WREN	5	102	James FEARN	6	41	David ABRAHAM	1:39.144
ROW 1	1	5	Stacey KILLWORTH	2	11	Josh HARVEY	3	961	Jack SIM	1:38.780
			Pole							

These results are provisional until the conclusion of any judicial and technical matters.

Cadwell Park
Circuit Length = 2.1800 miles

Clerk Of Course :	Stewards :	Timekeeper : Sarah Evans
-------------------	------------	--------------------------

Results can be found at www.tsl-timing.com

Printed - 18:15 Saturday, 26 June 2021



BMCRC - MRO Championships 2021 - Rnd 3 @ Cadwell Park

Thunderbike Extreme & Ultra RACE 5 - CLASSIFICATION



POS	NO	CL	PIC NAME	ENTRY	LAPS	TIME	GAP	DIFF	MPH	BEST	ON
1	11	U	1 Josh HARVEY	Yamaha R1 - NR Racing	9	14:41.511			80.12	1:35.451	2
2	5	U	2 Stacey KILLWORTH	Suzuki GSXR 1000 - Greenplant/Everns	9	14:59.645	18.134	18.134	78.51	1:39.075	2
3	102	U	3 James FEARN	Suzuki GSXR1000 - Jwf tiling, palmer race skool, tt	9	15:01.872	20.361	2.227	78.31	1:38.328	6
4	41	U	4 David ABRAHAM	Yamaha R1 - Cambridge Motorcycles	9	15:05.579	24.068	3.707	77.99	1:39.198	2
5	961	E	1 Jack SIM	Yamaha R6 - Platform Lift Engineers Ltd	9	15:05.939	24.428	0.360	77.96	1:39.110	8
6	17	U	5 Jordan KILLWORTH	Kawasaki ZX-10R -	9	15:06.793	25.282	0.854	77.89	1:39.360	7
7	138	E	2 James REVELEY	Yamaha R6 - PCN Racing	9	15:11.301	29.790	4.508	77.50	1:39.909	6
8	77	E	3 David MAY	Suzuki GSXR 750 K1 - ELP Racing	9	15:12.044	30.533	0.743	77.44	1:39.918	8
9	29	U	6 Cecil DINSMORE	Suzuki GSXR 1000 - KnC Motorsport	9	15:13.605	32.094	1.561	77.31	1:39.403	8
10	90	U	7 Edward WATSON	Suzuki GSXR 1000 - TEA Time Racing	9	15:18.953	37.442	5.348	76.86	1:40.447	8
11	165	U	8 Richard BUTT	Suzuki GSXR1000 -	9	15:28.987	47.476	10.034	76.03	1:40.113	8
12	129	E	4 Derek CRIPPS	Yamaha R1 - Kelly Cripps - Team FBR	9	15:36.666	55.155	7.679	75.40	1:42.485	2
13	20	U	9 Connor SWYER	Suzuki GSXR 1000 K6 - WSC Performace & Owkay	9	15:36.932	55.421	0.266	75.38	1:41.063	7
14	213	E	5 Jack PETRIE	Yamaha YZF750 - AM Tiling	9	15:54.978	1:13.467	18.046	73.96	1:44.180	4
15	28	E	6 David SPENCER	Suzuki GSXR 600 -	9	15:55.115	1:13.604	0.137	73.95	1:43.040	9
16	22	E	7 Matthew MAY	Honda CBR600FY - Late Breakers	9	15:55.217	1:13.706	0.102	73.94	1:44.470	6
17	999	E	8 Jack DWYER	Suzuki GSXR750 SRAD -	9	16:14.770	1:33.259	19.553	72.46	1:45.329	6
18	55	E	9 Nick HODGINS	Suzuki GSXR 750 - Dad, Claire, Super Sam, ASR, C	9	16:15.936	1:34.425	1.166	72.37	1:45.327	8
19	14	E	10 Nick KILLWORTH	Aprillia RSV MILLE - Bk Evans racing	8	14:42.856	1 Lap	1 Lap	71.11	1:46.349	5
20	6	E	11 Andrew FIRTH	Yamaha YZF-R1 - LTRmotorcycles.co.uk / Palmer	8	15:05.212	1 Lap	22.356	69.35	1:49.739	8
21	103	E	12 Craig GOFFORD	Yamaha R1 4XV - Meala Racing Development	8	15:05.804	1 Lap	0.592	69.31	1:49.097	8
22	23	E	13 Claire BECKETT	Suzuki SV650 - P Sheils & Sons	8	15:07.559	1 Lap	1.755	69.17	1:50.890	8
23	35	E	14 Stephen HARVEY	Yamaha YZF-R1 -	8	15:16.856	1 Lap	9.297	68.47	1:51.750	5

NOT CLASSIFIED

DNF	258	U	Ande FRIEND	Kawasaki ZX10R - Flying colours Motorcycle Trainir	8	13:23.949	1 Lap		78.09	1:38.547	8
DNF	78	U	Jamie THOMAS	Suzuki GSXR 1000 - Team RubyRacing	4	7:01.868	5 Laps	4 Laps	74.41	1:42.329	2
DNF	63	U	Matthew WREN	Suzuki GSXR - TBR performance	0						
DNF	201	U	Scott WEST	Suzuki GSXR1000 -	0						
NS	139	E	Rob MARLEY	Honda CBR600F3 - PearTree Racing	0						
NS	21	U	Danny BRENNAN	Yamaha R1 - Greenplantuk	0						
NS	25	E	Kevin BURTON	Honda CBR600FX - k.racersshed	0						
NS	75	E	Stewart MAY	Honda CBR600F3 - Moths in the wallet	0						
NS	134	E	Donald GILBERT	Suzuki GSXR750 - S and N Tyres	0						

FASTEST LAP

11	U	Josh HARVEY	Yamaha R1 - NR Racing	2	1:35.451	82.22 mph	132.32 kph
961	E	Jack SIM	Yamaha R6 - Platform Lift Engineers Ltd	8	1:39.110	79.18 mph	127.43 kph

Class U - 92.5% of Race Speed = 74.11 mph

Class E - 92.5% of Race Speed = 72.11 mph

Weather / Track : Cloudy / Dry

These results are provisional until the conclusion of any judicial and technical matters.

Cadwell Park: 2.1800 miles

Race Distance: 9 Laps / 19.62 miles

Start: 11:44 Flag 11:59 End: 12:01

Clerk Of Course :	Stewards :	Timekeeper : Sarah Evans
-------------------	------------	--------------------------

Results can be found at www.tsl-timing.com

Printed - 12:02 Sunday, 27 June 2021



BMCRC - MRO Championships 2021 - Rnd 3 @ Cadwell Park

Thunderbike Extreme & Ultra

RACE 5 - LAP CHART

LAP 1 @ 11:46:15.185		
NO	BEHIND	LAP TIME

11		1:41.422
5	0.697	1:42.119
41	3.717	1:45.139
961	4.404	1:45.826
17	4.942	1:46.364
102	5.325	1:46.747
90	6.834	1:48.256
77	7.363	1:48.785
258	7.442	1:48.864
138	7.815	1:49.237
29	8.014	1:49.436
129	9.868	1:51.290
78	11.488	1:52.910
20	12.860	1:54.282
165	13.185	1:54.607
22	13.283	1:54.705
28	15.035	1:56.457
213	16.098	1:57.520
23	18.907	2:00.329
6	20.293	2:01.715
55	20.441	2:01.863
35	22.211	2:03.633
14	22.407	2:03.829
999	22.586	2:04.008
103	24.183	2:05.605

LAP 2 @ 11:47:50.636		
NO	BEHIND	LAP TIME

11		1:35.451
5	4.321	1:39.075
41	7.464	1:39.198
17	10.007	1:40.516
961	10.018	1:41.065
102	10.284	1:40.410
90	12.287	1:40.904
258	12.490	1:40.499
77	13.203	1:41.291
138	13.364	1:41.000
29	14.714	1:42.151
129	16.902	1:42.485
78	18.366	1:42.329
165	20.350	1:42.616
20	21.773	1:44.364
22	22.427	1:44.595
28	24.645	1:45.061
213	26.686	1:46.039
55	32.344	1:47.354
999	36.048	1:48.913
23	36.446	1:52.990
6	37.730	1:52.888
14	38.131	1:51.175
35	41.637	1:54.877
103	42.169	1:53.437

LAP 3 @ 11:49:26.997		
NO	BEHIND	LAP TIME

11		1:36.361
5	7.178	1:39.218
41	10.883	1:39.780
17	13.718	1:40.072
102	13.835	1:39.912

961	14.345	1:40.688
258	15.487	1:39.358
90	17.039	1:41.113
77	17.438	1:40.596
138	17.663	1:40.660
29	19.834	1:41.481
129	23.286	1:42.745
78	25.097	1:43.092
165	26.299	1:42.310
20	27.939	1:42.527
22	31.628	1:45.562
28	33.929	1:45.645
213	34.819	1:44.494
55	43.362	1:47.379
999	46.109	1:46.422
23	53.369	1:53.284
6	54.108	1:52.739
14	54.776	1:53.006
35	58.122	1:52.846
103	58.769	1:52.961

LAP 4 @ 11:51:03.655		
NO	BEHIND	LAP TIME

11		1:36.658
5	10.180	1:39.660
41	14.164	1:39.939
17	16.536	1:39.476
961	16.838	1:39.151
102	17.077	1:39.900
258	18.354	1:39.525
77	20.805	1:40.025
138	21.075	1:40.070
90	21.763	1:41.382
29	23.755	1:40.579
129	29.789	1:43.161
78	31.976	1:43.537
165	32.058	1:42.417
20	33.573	1:42.292
22	40.773	1:45.803
28	41.743	1:44.472
213	42.341	1:44.180
55	54.273	1:47.569
999	55.380	1:45.929
14	1:05.378	1:47.260
6	1:10.668	1:53.218
23	1:11.869	1:55.158
103	1:13.549	1:51.438
35	1:15.665	1:54.201

LAP 5 @ 11:52:40.600		
NO	BEHIND	LAP TIME

11		1:36.945
5	13.329	1:40.094
41	16.941	1:39.722
17	19.022	1:39.431
102	19.155	1:39.023
961	19.760	1:39.867
258	20.859	1:39.450
77	23.868	1:40.008
138	24.105	1:39.975
90	26.005	1:41.187
29	26.414	1:39.604
129	35.753	1:42.909
165	37.821	1:42.708

20	40.781	1:44.153
22	48.997	1:45.169
28	49.180	1:44.382
213	49.708	1:44.312
999	1:04.004	1:45.569
55	1:04.902	1:47.574
14	1:14.782	1:46.349
6	1:25.476	1:51.753
23	1:27.240	1:52.316
103	1:28.403	1:51.799
35	1:30.470	1:51.750

LAP 6 @ 11:54:18.274		
NO	BEHIND	LAP TIME

11		1:37.674
5	16.107	1:40.452
41	18.843	1:39.576
102	19.809	1:38.328
17	21.406	1:40.058
961	21.778	1:39.692
258	21.900	1:38.715
77	26.175	1:39.981
138	26.340	1:39.909
29	28.999	1:40.259
90	30.597	1:42.266
129	41.845	1:43.766
165	41.883	1:41.736
20	45.076	1:41.969
28	55.772	1:44.266
22	55.793	1:44.470
213	56.548	1:44.514
999	1:11.659	1:45.329
55	1:14.397	1:47.169
14	1:24.525	1:47.417

LAP 7 @ 11:55:57.393		
NO	BEHIND	LAP TIME

11		1:39.119
6	1 Lap	1:51.671
23	1 Lap	1:51.252
103	1 Lap	1:51.162
35	1 Lap	1:52.784
5	16.343	1:39.355
102	19.600	1:38.910
41	19.888	1:40.164
17	21.647	1:39.360
258	21.772	1:38.991
961	22.308	1:39.649
77	27.376	1:40.320
138	27.466	1:40.245
29	29.448	1:39.568
90	32.751	1:41.273
165	43.673	1:40.909
129	46.467	1:43.741
20	47.020	1:41.063
28	1:01.043	1:44.390
22	1:01.246	1:44.572
213	1:01.693	1:44.264
999	1:18.397	1:45.857
55	1:21.027	1:45.749
14	1:32.333	1:46.927

LAP 8 @ 11:57:35.108		
NO	BEHIND	LAP TIME

11		1:37.715
6	1 Lap	1:51.489
23	1 Lap	1:51.340
103	1 Lap	1:50.305
5	17.933	1:39.305
102	20.684	1:38.799
35	1 Lap	1:52.328
41	21.728	1:39.555
258	22.604	1:38.547
17	23.353	1:39.421
961	23.703	1:39.110
77	29.579	1:39.918
138	29.709	1:39.958
29	31.136	1:39.403
90	35.483	1:40.447
165	46.071	1:40.113
129	51.835	1:43.083
20	52.219	1:42.914
22	1:08.176	1:44.645
213	1:08.316	1:44.338
28	1:10.730	1:47.402
999	1:26.512	1:45.830
55	1:28.639	1:45.327

LAP 9 @ 11:59:15.274		
NO	BEHIND	LAP TIME

11		1:40.166
14	1 Lap	1:46.893
5	18.134	1:40.367
102	20.361	1:39.843
6	1 Lap	1:49.739
41	24.068	1:42.506
103	1 Lap	1:49.097
961	24.428	1:40.891
17	25.282	1:42.095
23	1 Lap	1:50.890
138	29.790	1:40.247
77	30.533	1:41.120
29	32.094	1:41.124
35	1 Lap	1:54.437
90	37.442	1:42.125
165	47.476	1:41.571
129	55.155	1:43.486
20	55.421	1:43.368
213	1:13.467	1:45.317
28	1:13.604	1:43.040
22	1:13.706	1:45.696
999	1:33.259	1:46.913
55	1:34.425	1:45.952

Cadwell Park

Circuit Length = 2.1800 miles

Start: 11:44 Flag 11:59 End: 12:01

Weather / Track : Cloudy / Dry

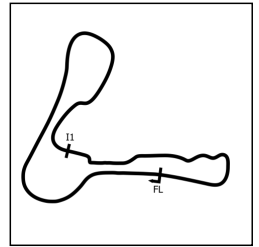
Results can be found at www.tsl-timing.com

Printed - 12:02 Sunday, 27 June 2021

BMCRC - MRO Championships 2021 - Rnd 3 @ Cadwell Park

Thunderbike Extreme & Ultra

RACE 5 - SECTOR ANALYSIS



SECTOR 1 = FL to I1, SECTOR 2 = I1 to FL, DIFF = Difference To Personal Best Lap, P = Crossed Finish Line in Pit Lane, D = Time Disallowed

P1		11 U		Josh HARVEY		Yamaha R1 - NR Racing	
IDEAL LAP TIME : 1:35.451		BEST LAP TIME : 1:35.451		DIFFERENCE : 0.000			
LAP	SECTOR 1	SECTOR 2	LAP TIME	MPH	DIFF	TIME OF DAY	
1 -		40.722	1:41.422	77.38	5.971	11:46:15.185	
2 -	54.973	40.478	1:35.451 (1)	82.22		11:47:50.636	
3 -	55.347	41.014	1:36.361 (2)	81.44	0.910	11:49:26.997	
4 -	55.788	40.870	1:36.658 (3)	81.19	1.207	11:51:03.655	
5 -	55.811	41.134	1:36.945	80.95	1.494	11:52:40.600	
6 -	56.286	41.388	1:37.674	80.34	2.223	11:54:18.274	
7 -	56.195	42.924	1:39.119	79.17	3.668	11:55:57.393	
8 -	56.156	41.559	1:37.715	80.31	2.264	11:57:35.108	
9 -	57.203	42.963	1:40.166	78.35	4.715	11:59:15.274	

P2		5 U		Stacey KILLWORTH		Suzuki GSXR 1000 - Greenplant/Everns	
IDEAL LAP TIME : 1:37.867		BEST LAP TIME : 1:39.075		DIFFERENCE : 1.208			
LAP	SECTOR 1	SECTOR 2	LAP TIME	MPH	DIFF	TIME OF DAY	
1 -		41.171	1:42.119	76.85	3.044	11:46:15.882	
2 -	56.696	42.379	1:39.075 (1)	79.21		11:47:54.957	
3 -	57.070	42.148	1:39.218 (2)	79.09	0.143	11:49:34.175	
4 -	57.551	42.109	1:39.660	78.74	0.585	11:51:13.835	
5 -	57.663	42.431	1:40.094	78.40	1.019	11:52:53.929	
6 -	58.190	42.262	1:40.452	78.12	1.377	11:54:34.381	
7 -	57.380	41.975	1:39.355	78.99	0.280	11:56:13.736	
8 -	57.268	42.037	1:39.305 (3)	79.02	0.230	11:57:53.041	
9 -	57.973	42.394	1:40.367	78.19	1.292	11:59:33.408	

P3		102 U		James FEARN		Suzuki GSXR1000 - Jwf tiling, palmer race skool, the factory	
IDEAL LAP TIME : 1:38.328		BEST LAP TIME : 1:38.328		DIFFERENCE : 0.000			
LAP	SECTOR 1	SECTOR 2	LAP TIME	MPH	DIFF	TIME OF DAY	
1 -		42.427	1:46.747	73.52	8.419	11:46:20.510	
2 -	57.856	42.554	1:40.410	78.16	2.082	11:48:00.920	
3 -	57.633	42.279	1:39.912	78.54	1.584	11:49:40.832	
4 -	57.513	42.387	1:39.900	78.55	1.572	11:51:20.732	
5 -	57.052	41.971	1:39.023	79.25	0.695	11:52:59.755	
6 -	57.040	41.288	1:38.328 (1)	79.81		11:54:38.083	
7 -	57.063	41.847	1:38.910 (3)	79.34	0.582	11:56:16.993	
8 -	57.272	41.527	1:38.799 (2)	79.43	0.471	11:57:55.792	
9 -	57.442	42.401	1:39.843	78.60	1.515	11:59:35.635	

P4		41 U		David ABRAHAM		Yamaha R1 - Cambridge Motorcycles	
IDEAL LAP TIME : 1:38.782		BEST LAP TIME : 1:39.198		DIFFERENCE : 0.416			
LAP	SECTOR 1	SECTOR 2	LAP TIME	MPH	DIFF	TIME OF DAY	
1 -		41.991	1:45.139	74.64	5.941	11:46:18.902	
2 -	56.833	42.365	1:39.198 (1)	79.11		11:47:58.100	
3 -	57.495	42.285	1:39.780	78.65	0.582	11:49:37.880	
4 -	57.307	42.632	1:39.939	78.52	0.741	11:51:17.819	
5 -	57.458	42.264	1:39.722	78.69	0.524	11:52:57.541	
6 -	57.109	42.467	1:39.576 (3)	78.81	0.378	11:54:37.117	
7 -	57.365	42.799	1:40.164	78.35	0.966	11:56:17.281	
8 -	57.606	41.949	1:39.555 (2)	78.83	0.357	11:57:56.836	
9 -	58.234	44.272	1:42.506	76.56	3.308	11:59:39.342	

Weather / Track : Cloudy / Dry

Cadwell Park
Circuit Length = 2.1800 miles
Start: 11:44 Flag 11:59 End: 12:01

BMCRC - MRO Championships 2021 - Rnd 3 @ Cadwell Park

Thunderbike Extreme & Ultra

RACE 5 - SECTOR ANALYSIS



SECTOR 1 = FL to I1, SECTOR 2 = I1 to FL, DIFF = Difference To Personal Best Lap, P = Crossed Finish Line in Pit Lane, D = Time Disallowed

P5 961 E		Jack SIM		Yamaha R6 - Platform Lift Engineers Ltd		
IDEAL LAP TIME : 1:38.832		BEST LAP TIME : 1:39.110		DIFFERENCE : 0.278		
LAP	SECTOR 1	SECTOR 2	LAP TIME	MPH	DIFF	TIME OF DAY
1 -		42.455	1:45.826	74.16	6.716	11:46:19.589
2 -	58.124	42.941	1:41.065	77.65	1.955	11:48:00.654
3 -	57.996	42.692	1:40.688	77.94	1.578	11:49:41.342
4 -	57.107	42.044	1:39.151 (2)	79.15	0.041	11:51:20.493
5 -	57.392	42.475	1:39.867	78.58	0.757	11:53:00.360
6 -	56.916	42.776	1:39.692	78.72	0.582	11:54:40.052
7 -	57.104	42.545	1:39.649 (3)	78.75	0.539	11:56:19.701
8 -	56.788	42.322	1:39.110 (1)	79.18		11:57:58.811
9 -	57.301	43.590	1:40.891	77.78	1.781	11:59:39.702

P6 17 U		Jordan KILLWORTH		Kawasaki ZX-10R -		
IDEAL LAP TIME : 1:39.207		BEST LAP TIME : 1:39.360		DIFFERENCE : 0.153		
LAP	SECTOR 1	SECTOR 2	LAP TIME	MPH	DIFF	TIME OF DAY
1 -		42.709	1:46.364	73.78	7.004	11:46:20.127
2 -	57.398	43.118	1:40.516	78.07	1.156	11:48:00.643
3 -	57.564	42.508	1:40.072	78.42	0.712	11:49:40.715
4 -	57.039	42.437	1:39.476	78.89	0.116	11:51:20.191
5 -	56.800	42.631	1:39.431 (3)	78.92	0.071	11:52:59.622
6 -	57.472	42.586	1:40.058	78.43	0.698	11:54:39.680
7 -	56.946	42.414	1:39.360 (1)	78.98		11:56:19.040
8 -	56.793	42.628	1:39.421 (2)	78.93	0.061	11:57:58.461
9 -	57.350	44.745	1:42.095	76.87	2.735	11:59:40.556

P7 138 E		James REVELEY		Yamaha R6 - PCN Racing		
IDEAL LAP TIME : 1:39.386		BEST LAP TIME : 1:39.909		DIFFERENCE : 0.523		
LAP	SECTOR 1	SECTOR 2	LAP TIME	MPH	DIFF	TIME OF DAY
1 -		43.476	1:49.237	71.84	9.328	11:46:23.000
2 -	58.247	42.753	1:41.000	77.70	1.091	11:48:04.000
3 -	57.443	43.217	1:40.660	77.96	0.751	11:49:44.660
4 -	57.723	42.347	1:40.070	78.42	0.161	11:51:24.730
5 -	57.373	42.602	1:39.975 (3)	78.50	0.066	11:53:04.705
6 -	57.418	42.491	1:39.909 (1)	78.55		11:54:44.614
7 -	57.854	42.391	1:40.245	78.28	0.336	11:56:24.859
8 -	57.945	42.013	1:39.958 (2)	78.51	0.049	11:58:04.817
9 -	57.879	42.368	1:40.247	78.28	0.338	11:59:45.064

P8 77 E		David MAY		Suzuki GSXR 750 K1 - ELP Racing		
IDEAL LAP TIME : 1:39.379		BEST LAP TIME : 1:39.918		DIFFERENCE : 0.539		
LAP	SECTOR 1	SECTOR 2	LAP TIME	MPH	DIFF	TIME OF DAY
1 -		43.697	1:48.785	72.14	8.867	11:46:22.548
2 -	58.149	43.142	1:41.291	77.48	1.373	11:48:03.839
3 -	57.258	43.338	1:40.596	78.01	0.678	11:49:44.435
4 -	57.422	42.603	1:40.025	78.46	0.107	11:51:24.460
5 -	57.350	42.658	1:40.008 (3)	78.47	0.090	11:53:04.468
6 -	57.400	42.581	1:39.981 (2)	78.49	0.063	11:54:44.449
7 -	57.835	42.485	1:40.320	78.23	0.402	11:56:24.769
8 -	57.797	42.121	1:39.918 (1)	78.54		11:58:04.687
9 -	57.837	43.283	1:41.120	77.61	1.202	11:59:45.807

Weather / Track : Cloudy / Dry

Cadwell Park
Circuit Length = 2.1800 miles
Start: 11:44 Flag 11:59 End: 12:01

BMCRC - MRO Championships 2021 - Rnd 3 @ Cadwell Park

Thunderbike Extreme & Ultra

RACE 5 - SECTOR ANALYSIS



SECTOR 1 = FL to I1, SECTOR 2 = I1 to FL, DIFF = Difference To Personal Best Lap, P = Crossed Finish Line in Pit Lane, D = Time Disallowed

P9 29 U Cecil DINSMORE		Suzuki GSXR 1000 - KnC Motorsport				
IDEAL LAP TIME : 1:39.010		BEST LAP TIME : 1:39.403		DIFFERENCE : 0.393		
LAP	SECTOR 1	SECTOR 2	LAP TIME	MPH	DIFF	TIME OF DAY
1 -		43.036	1:49.436	71.71	10.033	11:46:23.199
2 -	59.786	42.365	1:42.151	76.82	2.748	11:48:05.350
3 -	58.935	42.546	1:41.481	77.33	2.078	11:49:46.831
4 -	58.199	42.380	1:40.579	78.02	1.176	11:51:27.410
5 -	57.197	42.407	1:39.604 (3)	78.79	0.201	11:53:07.014
6 -	57.640	42.619	1:40.259	78.27	0.856	11:54:47.273
7 -	57.265	42.303	1:39.568 (2)	78.82	0.165	11:56:26.841
8 -	57.590	41.813	1:39.403 (1)	78.95		11:58:06.244
9 -	57.945	43.179	1:41.124	77.60	1.721	11:59:47.368

P10 90 U Edward WATSON		Suzuki GSXR 1000 - TEA Time Racing				
IDEAL LAP TIME : 1:40.447		BEST LAP TIME : 1:40.447		DIFFERENCE : 0.000		
LAP	SECTOR 1	SECTOR 2	LAP TIME	MPH	DIFF	TIME OF DAY
1 -		43.370	1:48.256	72.49	7.809	11:46:22.019
2 -	57.903	43.001	1:40.904 (2)	77.77	0.457	11:48:02.923
3 -	57.978	43.135	1:41.113 (3)	77.61	0.666	11:49:44.036
4 -	58.227	43.155	1:41.382	77.41	0.935	11:51:25.418
5 -	58.035	43.152	1:41.187	77.56	0.740	11:53:06.605
6 -	59.219	43.047	1:42.266	76.74	1.819	11:54:48.871
7 -	58.315	42.958	1:41.273	77.49	0.826	11:56:30.144
8 -	57.797	42.650	1:40.447 (1)	78.13		11:58:10.591
9 -	59.147	42.978	1:42.125	76.84	1.678	11:59:52.716

P11 165 U Richard BUTT		Suzuki GSXR1000 -				
IDEAL LAP TIME : 1:40.113		BEST LAP TIME : 1:40.113		DIFFERENCE : 0.000		
LAP	SECTOR 1	SECTOR 2	LAP TIME	MPH	DIFF	TIME OF DAY
1 -		44.485	1:54.607	68.47	14.494	11:46:28.370
2 -	59.343	43.273	1:42.616	76.47	2.503	11:48:10.986
3 -	58.675	43.635	1:42.310	76.70	2.197	11:49:53.296
4 -	59.103	43.314	1:42.417	76.62	2.304	11:51:35.713
5 -	59.500	43.208	1:42.708	76.41	2.595	11:53:18.421
6 -	58.486	43.250	1:41.736	77.14	1.623	11:55:00.157
7 -	58.413	42.496	1:40.909 (2)	77.77	0.796	11:56:41.066
8 -	57.795	42.318	1:40.113 (1)	78.39		11:58:21.179
9 -	58.505	43.066	1:41.571 (3)	77.26	1.458	12:00:02.750

P12 129 E Derek CRIPPS		Yamaha R1 - Kelly Cripps - Team FBR				
IDEAL LAP TIME : 1:42.373		BEST LAP TIME : 1:42.485		DIFFERENCE : 0.112		
LAP	SECTOR 1	SECTOR 2	LAP TIME	MPH	DIFF	TIME OF DAY
1 -		44.400	1:51.290	70.51	8.805	11:46:25.053
2 -	58.822	43.663	1:42.485 (1)	76.57		11:48:07.538
3 -	58.710	44.035	1:42.745 (2)	76.38	0.260	11:49:50.283
4 -	58.993	44.168	1:43.161	76.07	0.676	11:51:33.444
5 -	58.898	44.011	1:42.909 (3)	76.26	0.424	11:53:16.353
6 -	59.274	44.492	1:43.766	75.63	1.281	11:55:00.119
7 -	59.319	44.422	1:43.741	75.65	1.256	11:56:43.860
8 -	59.077	44.006	1:43.083	76.13	0.598	11:58:26.943
9 -	59.413	44.073	1:43.486	75.83	1.001	12:00:10.429

Weather / Track : Cloudy / Dry

Cadwell Park
Circuit Length = 2.1800 miles
Start: 11:44 Flag 11:59 End: 12:01

BMCR - MRO Championships 2021 - Rnd 3 @ Cadwell Park

Thunderbike Extreme & Ultra

RACE 5 - SECTOR ANALYSIS



SECTOR 1 = FL to I1, SECTOR 2 = I1 to FL, DIFF = Difference To Personal Best Lap, P = Crossed Finish Line in Pit Lane, D = Time Disallowed

P13 20 U		Connor SWYER		Suzuki GSXR 1000 K6 - WSC Performace & Owkay clothing			
IDEAL LAP TIME : 1:41.063		BEST LAP TIME : 1:41.063		DIFFERENCE : 0.000			
LAP	SECTOR 1	SECTOR 2	LAP TIME	MPH	DIFF	TIME OF DAY	
1 -		45.049	1:54.282	68.67	13.219	11:46:28.045	
2 -	1:00.252	44.112	1:44.364	75.19	3.301	11:48:12.409	
3 -	58.817	43.710	1:42.527	76.54	1.464	11:49:54.936	
4 -	58.742	43.550	1:42.292 (3)	76.72	1.229	11:51:37.228	
5 -	59.846	44.307	1:44.153	75.35	3.090	11:53:21.381	
6 -	58.928	43.041	1:41.969 (2)	76.96	0.906	11:55:03.350	
7 -	58.036	43.027	1:41.063 (1)	77.65		11:56:44.413	
8 -	59.208	43.706	1:42.914	76.25	1.851	11:58:27.327	
9 -	59.353	44.015	1:43.368	75.92	2.305	12:00:10.695	

P14 213 E		Jack PETRIE		Yamaha YZF750 - AM Tiling			
IDEAL LAP TIME :		BEST LAP TIME : 1:44.180		DIFFERENCE :			
LAP	SECTOR 1	SECTOR 2	LAP TIME	MPH	DIFF	TIME OF DAY	
1 -			1:57.520	66.78	13.340	11:46:31.283	
2 -			1:46.039	74.01	1.859	11:48:17.322	
3 -			1:44.494	75.10	0.314	11:50:01.816	
4 -			1:44.180 (1)	75.33		11:51:45.996	
5 -			1:44.312 (3)	75.23	0.132	11:53:30.308	
6 -			1:44.514	75.09	0.334	11:55:14.822	
7 -			1:44.264 (2)	75.27	0.084	11:56:59.086	
8 -			1:44.338	75.21	0.158	11:58:43.424	
9 -			1:45.317	74.51	1.137	12:00:28.741	

P15 28 E		David SPENCER		Suzuki GSXR 600 -			
IDEAL LAP TIME : 1:42.854		BEST LAP TIME : 1:43.040		DIFFERENCE : 0.186			
LAP	SECTOR 1	SECTOR 2	LAP TIME	MPH	DIFF	TIME OF DAY	
1 -		45.350	1:56.457	67.39	13.417	11:46:30.220	
2 -	1:00.572	44.489	1:45.061	74.70	2.021	11:48:15.281	
3 -	1:00.631	45.014	1:45.645	74.28	2.605	11:50:00.926	
4 -	1:00.253	44.219	1:44.472	75.12	1.432	11:51:45.398	
5 -	1:00.435	43.947	1:44.382 (3)	75.18	1.342	11:53:29.780	
6 -	1:00.522	43.744	1:44.266 (2)	75.26	1.226	11:55:14.046	
7 -	59.755	44.635	1:44.390	75.18	1.350	11:56:58.436	
8 -	59.788	47.614	1:47.402	73.07	4.362	11:58:45.838	
9 -	59.110	43.930	1:43.040 (1)	76.16		12:00:28.878	

P16 22 E		Matthew MAY		Honda CBR600FY - Late Breakers			
IDEAL LAP TIME : 1:43.747		BEST LAP TIME : 1:44.470		DIFFERENCE : 0.723			
LAP	SECTOR 1	SECTOR 2	LAP TIME	MPH	DIFF	TIME OF DAY	
1 -		44.773	1:54.705	68.41	10.235	11:46:28.468	
2 -	1:00.247	44.348	1:44.595 (3)	75.03	0.125	11:48:13.063	
3 -	1:01.009	44.553	1:45.562	74.34	1.092	11:49:58.625	
4 -	1:00.996	44.807	1:45.803	74.17	1.333	11:51:44.428	
5 -	1:01.112	44.057	1:45.169	74.62	0.699	11:53:29.597	
6 -	1:00.494	43.976	1:44.470 (1)	75.12		11:55:14.067	
7 -	1:00.199	44.373	1:44.572 (2)	75.04	0.102	11:56:58.639	
8 -	59.771	44.874	1:44.645	74.99	0.175	11:58:43.284	
9 -	1:00.882	44.814	1:45.696	74.25	1.226	12:00:28.980	

Weather / Track : Cloudy / Dry

Cadwell Park
Circuit Length = 2.1800 miles
Start: 11:44 Flag 11:59 End: 12:01

BMCRC - MRO Championships 2021 - Rnd 3 @ Cadwell Park

Thunderbike Extreme & Ultra

RACE 5 - SECTOR ANALYSIS



SECTOR 1 = FL to I1, SECTOR 2 = I1 to FL, DIFF = Difference To Personal Best Lap, P = Crossed Finish Line in Pit Lane, D = Time Disallowed

P17 999 E Jack DWYER			Suzuki GSXR750 SRAD -			
IDEAL LAP TIME : 1:45.038		BEST LAP TIME : 1:45.329		DIFFERENCE : 0.291		
LAP	SECTOR 1	SECTOR 2	LAP TIME	MPH	DIFF	TIME OF DAY
1 -		47.964	2:04.008	63.28	18.679	11:46:37.771
2 -	1:03.321	45.592	1:48.913	72.05	3.584	11:48:26.684
3 -	1:02.605	43.817	1:46.422	73.74	1.093	11:50:13.106
4 -	1:02.100	43.829	1:45.929	74.08	0.600	11:51:59.035
5 -	1:01.651	43.918	1:45.569 (2)	74.34	0.240	11:53:44.604
6 -	1:01.942	43.387	1:45.329 (1)	74.51		11:55:29.933
7 -	1:02.100	43.757	1:45.857	74.13	0.528	11:57:15.790
8 -	1:02.042	43.788	1:45.830 (3)	74.15	0.501	11:59:01.620
9 -	1:02.864	44.049	1:46.913	73.40	1.584	12:00:48.533

P18 55 E Nick HODGINS			Suzuki GSXR 750 - Dad, Claire, Super Sam, ASR, Caz			
IDEAL LAP TIME : 1:45.125		BEST LAP TIME : 1:45.327		DIFFERENCE : 0.202		
LAP	SECTOR 1	SECTOR 2	LAP TIME	MPH	DIFF	TIME OF DAY
1 -		46.775	2:01.863	64.40	16.536	11:46:35.626
2 -	1:01.589	45.765	1:47.354	73.10	2.027	11:48:22.980
3 -	1:01.745	45.634	1:47.379	73.08	2.052	11:50:10.359
4 -	1:01.342	46.227	1:47.569	72.95	2.242	11:51:57.928
5 -	1:01.669	45.905	1:47.574	72.95	2.247	11:53:45.502
6 -	1:02.022	45.147	1:47.169	73.23	1.842	11:55:32.671
7 -	1:00.778	44.971	1:45.749 (2)	74.21	0.422	11:57:18.420
8 -	1:00.703	44.624	1:45.327 (1)	74.51		11:59:03.747
9 -	1:01.530	44.422	1:45.952 (3)	74.07	0.625	12:00:49.699

P19 14 E Nick KILLWORTH			Aprillia RSV MILLE - Bk Evans racing			
IDEAL LAP TIME : 1:46.280		BEST LAP TIME : 1:46.349		DIFFERENCE : 0.069		
LAP	SECTOR 1	SECTOR 2	LAP TIME	MPH	DIFF	TIME OF DAY
1 -		48.269	2:03.829	63.37	17.480	11:46:37.592
2 -	1:02.880	48.295	1:51.175	70.59	4.826	11:48:28.767
3 -	1:05.083	47.923	1:53.006	69.44	6.657	11:50:21.773
4 -	1:02.576	44.684	1:47.260	73.16	0.911	11:52:09.033
5 -	1:01.596	44.753	1:46.349 (1)	73.79		11:53:55.382
6 -	1:02.305	45.112	1:47.417	73.06	1.068	11:55:42.799
7 -	1:01.978	44.949	1:46.927 (3)	73.39	0.578	11:57:29.726
8 -	1:01.683	45.210	1:46.893 (2)	73.41	0.544	11:59:16.619

P20 6 E Andrew FIRTH			Yamaha YZF-R1 - LTRmotorcycles.co.uk / Palmer Race Skool /			
IDEAL LAP TIME : 1:49.739		BEST LAP TIME : 1:49.739		DIFFERENCE : 0.000		
LAP	SECTOR 1	SECTOR 2	LAP TIME	MPH	DIFF	TIME OF DAY
1 -		47.865	2:01.715	64.47	11.976	11:46:35.478
2 -	1:04.771	48.117	1:52.888	69.52	3.149	11:48:28.366
3 -	1:05.135	47.604	1:52.739	69.61	3.000	11:50:21.105
4 -	1:05.487	47.731	1:53.218	69.31	3.479	11:52:14.323
5 -	1:03.892	47.861	1:51.753	70.22	2.014	11:54:06.076
6 -	1:03.693	47.978	1:51.671 (3)	70.27	1.932	11:55:57.747
7 -	1:03.609	47.880	1:51.489 (2)	70.39	1.750	11:57:49.236
8 -	1:03.136	46.603	1:49.739 (1)	71.51		11:59:38.975

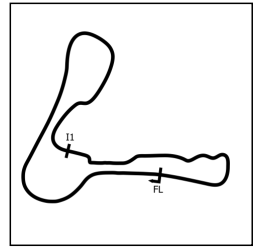
Weather / Track : Cloudy / Dry

Cadwell Park
Circuit Length = 2.1800 miles
Start: 11:44 Flag 11:59 End: 12:01

BMCRC - MRO Championships 2021 - Rnd 3 @ Cadwell Park

Thunderbike Extreme & Ultra

RACE 5 - SECTOR ANALYSIS



SECTOR 1 = FL to I1, SECTOR 2 = I1 to FL, DIFF = Difference To Personal Best Lap, P = Crossed Finish Line in Pit Lane, D = Time Disallowed

P21 103 E		Craig GOFFORD		Yamaha R1 4XV - Meala Racing Development		
IDEAL LAP TIME : 1:49.073		BEST LAP TIME : 1:49.097		DIFFERENCE : 0.024		
LAP	SECTOR 1	SECTOR 2	LAP TIME	MPH	DIFF	TIME OF DAY
1 -		48.158	2:05.605	62.48	16.508	11:46:39.368
2 -	1:05.201	48.236	1:53.437	69.18	4.340	11:48:32.805
3 -	1:04.915	48.046	1:52.961	69.47	3.864	11:50:25.766
4 -	1:04.149	47.289	1:51.438	70.42	2.341	11:52:17.204
5 -	1:04.366	47.433	1:51.799	70.19	2.702	11:54:09.003
6 -	1:04.526	46.636	1:51.162 (3)	70.60	2.065	11:56:00.165
7 -	1:03.508	46.797	1:50.305 (2)	71.14	1.208	11:57:50.470
8 -	1:02.437	46.660	1:49.097 (1)	71.93		11:59:39.567

P22 23 E		Claire BECKETT		Suzuki SV650 - P Sheils & Sons		
IDEAL LAP TIME : 1:50.304		BEST LAP TIME : 1:50.890		DIFFERENCE : 0.586		
LAP	SECTOR 1	SECTOR 2	LAP TIME	MPH	DIFF	TIME OF DAY
1 -		47.451	2:00.329	65.22	9.439	11:46:34.092
2 -	1:05.163	47.827	1:52.990	69.45	2.100	11:48:27.082
3 -	1:05.710	47.574	1:53.284	69.27	2.394	11:50:20.366
4 -	1:06.773	48.385	1:55.158	68.15	4.268	11:52:15.524
5 -	1:05.034	47.282	1:52.316	69.87	1.426	11:54:07.840
6 -	1:04.045	47.207	1:51.252 (2)	70.54	0.362	11:55:59.092
7 -	1:03.249	48.091	1:51.340 (3)	70.48	0.450	11:57:50.432
8 -	1:03.835	47.055	1:50.890 (1)	70.77		11:59:41.322

P23 35 E		Stephen HARVEY		Yamaha YZF-R1 -		
IDEAL LAP TIME : 1:51.750		BEST LAP TIME : 1:51.750		DIFFERENCE : 0.000		
LAP	SECTOR 1	SECTOR 2	LAP TIME	MPH	DIFF	TIME OF DAY
1 -		48.856	2:03.633	63.47	11.883	11:46:37.396
2 -	1:06.231	48.646	1:54.877	68.31	3.127	11:48:32.273
3 -	1:04.488	48.358	1:52.846	69.54	1.096	11:50:25.119
4 -	1:06.109	48.092	1:54.201	68.72	2.451	11:52:19.320
5 -	1:04.119	47.631	1:51.750 (1)	70.22		11:54:11.070
6 -	1:04.771	48.013	1:52.784 (3)	69.58	1.034	11:56:03.854
7 -	1:04.660	47.668	1:52.328 (2)	69.86	0.578	11:57:56.182
8 -	1:05.962	48.475	1:54.437	68.57	2.687	11:59:50.619

P24 258 U		Ande FRIEND		Kawasaki ZX10R - Flying colours Motorcycle Training		
IDEAL LAP TIME : 1:38.289		BEST LAP TIME : 1:38.547		DIFFERENCE : 0.258		
LAP	SECTOR 1	SECTOR 2	LAP TIME	MPH	DIFF	TIME OF DAY
1 -		43.367	1:48.864	72.09	10.317	11:46:22.627
2 -	57.810	42.689	1:40.499	78.09	1.952	11:48:03.126
3 -	56.950	42.408	1:39.358	78.98	0.811	11:49:42.484
4 -	57.226	42.299	1:39.525	78.85	0.978	11:51:22.009
5 -	57.106	42.344	1:39.450	78.91	0.903	11:53:01.459
6 -	56.626	42.089	1:38.715 (2)	79.50	0.168	11:54:40.174
7 -	56.749	42.242	1:38.991 (3)	79.28	0.444	11:56:19.165
8 -	56.884	41.663	1:38.547 (1)	79.63		11:57:57.712

P25 78 U		Jamie THOMAS		Suzuki GSXR 1000 - Team RubyRacing		
IDEAL LAP TIME : 1:42.290		BEST LAP TIME : 1:42.329		DIFFERENCE : 0.039		
LAP	SECTOR 1	SECTOR 2	LAP TIME	MPH	DIFF	TIME OF DAY
1 -		43.697	1:52.910	69.50	10.581	11:46:26.673
2 -	59.481	42.848	1:42.329 (1)	76.69		11:48:09.002
3 -	59.442	43.650	1:43.092 (2)	76.12	0.763	11:49:52.094
4 -	59.690	43.847	1:43.537 (3)	75.79	1.208	11:51:35.631

Weather / Track : Cloudy / Dry

Cadwell Park
Circuit Length = 2.1800 miles
Start: 11:44 Flag 11:59 End: 12:01

BMCRC - MRO Championships 2021 - Rnd 3 @ Cadwell Park

Thunderbike Extreme & Ultra

RACE 5 - BEST SECTORS

SECTOR 1			SECTOR 2			IDEAL / BEST COMPARISON						
POS	NO	NAME	TIME	NO	NAME	TIME	POS	NO	NAME	IDEAL	BEST	DIFF
									PERFECT LAP	1:35.451		
1	11	HARVEY	54.973	11	HARVEY	40.478	1	11	HARVEY	1:35.451	1:35.451	0.000
2	258	FRIEND	56.626	5	KILLWORTH	41.171	2	5	KILLWORTH	1:37.867	1:39.075	1.208
3	5	KILLWORTH	56.696	102	FEARN	41.288	3	258	FRIEND	1:38.289	1:38.547	0.258
4	961	SIM	56.788	258	FRIEND	41.663	4	102	FEARN	1:38.328	1:38.328	0.000
5	17	KILLWORTH	56.793	29	DINSMORE	41.813	5	41	ABRAHAM	1:38.782	1:39.198	0.416
6	41	ABRAHAM	56.833	41	ABRAHAM	41.949	6	961	SIM	1:38.832	1:39.110	0.278
7	102	FEARN	57.040	138	REVELEY	42.013	7	29	DINSMORE	1:39.010	1:39.403	0.393
8	29	DINSMORE	57.197	961	SIM	42.044	8	17	KILLWORTH	1:39.207	1:39.360	0.153
9	77	MAY	57.258	77	MAY	42.121	9	77	MAY	1:39.379	1:39.918	0.539
10	138	REVELEY	57.373	165	BUTT	42.318	10	138	REVELEY	1:39.386	1:39.909	0.523
11	165	BUTT	57.795	17	KILLWORTH	42.414	11	165	BUTT	1:40.113	1:40.113	0.000
12	90	WATSON	57.797	90	WATSON	42.650	12	90	WATSON	1:40.447	1:40.447	0.000
13	20	SWYER	58.036	78	THOMAS	42.848	13	20	SWYER	1:41.063	1:41.063	0.000
14	129	CRIPPS	58.710	20	SWYER	43.027	14	78	THOMAS	1:42.290	1:42.329	0.039
15	28	SPENCER	59.110	999	DWYER	43.387	15	129	CRIPPS	1:42.373	1:42.485	0.112
16	78	THOMAS	59.442	129	CRIPPS	43.663	16	28	SPENCER	1:42.854	1:43.040	0.186
17	22	MAY	59.771	28	SPENCER	43.744	17	22	MAY	1:43.747	1:44.470	0.723
18	55	HODGINS	1:00.703	22	MAY	43.976	18	999	DWYER	1:45.038	1:45.329	0.291
19	14	KILLWORTH	1:01.596	55	HODGINS	44.422	19	55	HODGINS	1:45.125	1:45.327	0.202
20	999	DWYER	1:01.651	14	KILLWORTH	44.684	20	14	KILLWORTH	1:46.280	1:46.349	0.069
21	103	GOFFORD	1:02.437	6	FIRTH	46.603	21	103	GOFFORD	1:49.073	1:49.097	0.024
22	6	FIRTH	1:03.136	103	GOFFORD	46.636	22	6	FIRTH	1:49.739	1:49.739	0.000
23	23	BECKETT	1:03.249	23	BECKETT	47.055	23	23	BECKETT	1:50.304	1:50.890	0.586
24	35	HARVEY	1:04.119	35	HARVEY	47.631	24	35	HARVEY	1:51.750	1:51.750	0.000
25							25	213	PETRIE		1:44.180	
26												
27												

Weather / Track : Cloudy / Dry

Results can be found at www.tsl-timing.com

Cadwell Park
Circuit Length = 2.1800 miles
Start: 11:44 Flag 11:59 End: 12:01

Printed - 12:02 Sunday, 27 June 2021

BMCRC - MRO Championships 2021 - Rnd 3 @ Cadwell Park

Thunderbike Extreme & Ultra

RACE 5 - STATISTICS

Competitors Started 25
Planned Start 2021-06-27 @ 10:55:00.000
Actual Start 2021-06-27 @ 11:44:33.763
Finish Time 2021-06-27 @ 11:59:15.273
Track Length 2.1800mi.
Total Laps 214
Total Distance Covered 466.5239mi.

Session Fastest Lap History

NO	CL	NAME	LAP TIME	TIME OF DAY	LAP	VEHICLE
11	U	Josh HARVEY	1:41.422	11:46:15.207	1	Yamaha R1
11	U	Josh HARVEY	1:35.451	11:47:50.658	2	Yamaha R1

Session Leader History

NO	CL	NAME	FROM LAP	LAPS LED	DISTANCE	VEHICLE
11	U	Josh HARVEY	1	9	19.62 miles	Yamaha R1

Flag History

TYPE	TIME OF DAY
GREEN	11:44:33.763
FINISH	11:59:15.273

Flag Statistics

TYPE	COUNT	TOTAL LAPS	TOTAL TIME
Green	1	9	16:46.329
Red	0	0	0.000
Safety Car	0	0	0.000
FCY	0	0	0.000

BMCRC - MRO Championships 2021 - Rnd 3 @ Cadwell Park

Thunderbike Extreme & Ultra

RACE 5 - STATISTICS

CLASS : E

14 Starters

Fastest Lap History

NO	NAME	LAP TIME	TIME OF DAY	LAP	VEHICLE
961	Jack SIM	1:45.826	11:46:19.600	1	Yamaha R6
961	Jack SIM	1:41.065	11:48:00.654	2	Yamaha R6
138	James REVELEY	1:41.000	11:48:04.009	2	Yamaha R6
961	Jack SIM	1:40.688	11:49:41.353	3	Yamaha R6
77	David MAY	1:40.596	11:49:44.442	3	Suzuki GSXR 750 K1
961	Jack SIM	1:39.151	11:51:20.504	4	Yamaha R6
961	Jack SIM	1:39.110	11:57:58.822	8	Yamaha R6

Leader History

NO	NAME	FROM LAP	LAPS LED	DISTANCE	VEHICLE
961	Jack SIM	1	9	19.62 miles	Yamaha R6

BMCRC - MRO Championships 2021 - Rnd 3 @ Cadwell Park

Thunderbike Extreme & Ultra

RACE 5 - STATISTICS

CLASS : U

11 Starters

Fastest Lap History

NO	NAME	LAP TIME	TIME OF DAY	LAP	VEHICLE
11	Josh HARVEY	1:41.422	11:46:15.207	1	Yamaha R1
11	Josh HARVEY	1:35.451	11:47:50.658	2	Yamaha R1

Leader History

NO	NAME	FROM LAP	LAPS LED	DISTANCE	VEHICLE
11	Josh HARVEY	1	9	19.62 miles	Yamaha R1

BMCRC - MRO Championships 2021 - Rnd 3 @ Cadwell Park

Thunderbike Extreme & Ultra

RACE 15 - GRID (9 Laps)



ROW 11	31	134	Donald GILBERT	32	139	Rob MARLEY			
ROW 10	28	21	Danny BRENNAN	29	25	Kevin BURTON	30	75	Stewart MAY
ROW 9	25	35	Stephen HARVEY	26	63	Matthew WREN	27	201	Scott WEST
ROW 8	22	103	Craig GOFFORD	23	6	Andrew FIRTH	24	23	Claire BECKETT
ROW 7	19	55	Nick HODGINS	20	999	Jack DWYER	21	14	Nick KILLWORTH
ROW 6	16	28	David SPENCER	17	213	Jack PETRIE	18	22	Matthew MAY
ROW 5	13	20	Connor SWYER	14	78	Jamie THOMAS	15	129	Derek CRIPPS
ROW 4	10	77	David MAY	11	165	Richard BUTT	12	90	Edward WATSON
ROW 3	7	17	Jordan KILLWORTH	8	29	Cecil DINSMORE	9	138	James REVELEY
ROW 2	4	5	Stacey KILLWORTH	5	961	Jack SIM	6	41	David ABRAHAM
ROW 1	1	11	Josh HARVEY	2	102	James FEARN	3	258	Ande FRIEND
Pole									

Cadwell Park

Circuit Length = 2.1800 miles

These results are provisional until the conclusion of any judicial and technical matters.

Clerk Of Course :	Stewards :	Timekeeper : Sarah Evans
-------------------	------------	--------------------------

Results can be found at www.tsl-timing.com

Printed - 12:05 Sunday, 27 June 2021



BMCRC - MRO Championships 2021 - Rnd 3 @ Cadwell Park

Thunderbike Extreme & Ultra

RACE 15 - CLASSIFICATION



POS	NO	CL	PIC NAME	ENTRY	LAPS	TIME	GAP	DIFF	MPH	BEST	ON
1	11	U	1 Josh HARVEY	Yamaha R1 - NR Racing	7	11:28.729			79.76	1:36.311	2
2	5	U	2 Stacey KILLWORTH	Suzuki GSXR 1000 - Greenplant/Everns	7	11:35.757	7.028	7.028	78.95	1:37.960	6
3	961	E	1 Jack SIM	Yamaha R6 - Platform Lift Engineers Ltd	7	11:36.212	7.483	0.455	78.90	1:37.980	6
4	17	U	3 Jordan KILLWORTH	Kawasaki ZX-10R -	7	11:42.979	14.250	6.767	78.14	1:38.311	5
5	102	U	4 James FEARN	Suzuki GSXR1000 - Jwf tiling, palmer race skool, tr	7	11:43.052	14.323	0.073	78.13	1:38.019	7
6	258	U	5 Ande FRIEND	Kawasaki ZX10R - Flying colours Motorcycle Trainir	7	11:44.641	15.912	1.589	77.96	1:39.406	5
7	29	U	6 Cecil DINSMORE	Suzuki GSXR 1000 - KnC Motorsport	7	11:48.200	19.471	3.559	77.57	1:39.158	6
8	63	U	7 Matthew WREN	Suzuki GSXR - TBR performance	7	11:49.611	20.882	1.411	77.41	1:38.647	7
9	138	E	2 James REVELEY	Yamaha R6 - PCN Racing	7	11:51.423	22.694	1.812	77.22	1:39.832	5
10	41	U	8 David ABRAHAM	Yamaha R1 - Cambridge Motorcycles	7	11:54.608	25.879	3.185	76.87	1:39.600	2
11	90	U	9 Edward WATSON	Suzuki GSXR 1000 - TEA Time Racing	7	11:54.957	26.228	0.349	76.83	1:40.043	4
12	165	U	10 Richard BUTT	Suzuki GSXR1000 -	7	11:55.607	26.878	0.650	76.76	1:40.168	4
13	77	E	3 David MAY	Suzuki GSXR 750 K1 - ELP Racing	7	11:57.427	28.698	1.820	76.57	1:40.659	4
14	78	U	11 Jamie THOMAS	Suzuki GSXR 1000 - Team RubyRacing	7	12:06.538	37.809	9.111	75.61	1:41.370	4
15	129	E	4 Derek CRIPPS	Yamaha R1 - Kelly Cripps - Team FBR	7	12:09.805	41.076	3.267	75.27	1:42.435	3
16	28	E	5 David SPENCER	Suzuki GSXR 600 -	7	12:10.067	41.338	0.262	75.24	1:41.347	6
17	20*	U	12 Connor SWYER	Suzuki GSXR 1000 K6 - WSC Performace & Owkay	7	12:16.681	47.952	6.614	74.57	1:41.074	6
18	213	E	6 Jack PETRIE	Yamaha YZF750 - AM Tiling	7	12:19.103	50.374	2.422	74.32	1:43.394	7
19	55	E	7 Nick HODGINS	Suzuki GSXR 750 - Dad, Claire, Super Sam, ASR, C	7	12:25.747	57.018	6.644	73.66	1:44.212	4
20	14	E	8 Nick KILLWORTH	Aprillia RSV MILLE - Bk Evans racing	7	12:45.482	1:16.753	19.735	71.76	1:47.023	3
21	6	E	9 Andrew FIRTH	Yamaha YZF-R1 - LTRmotorcycles.co.uk / Palmer	7	13:02.789	1:34.060	17.307	70.18	1:49.180	7
22	35	E	10 Stephen HARVEY	Yamaha YZF-R1 -	7	13:03.431	1:34.702	0.642	70.12	1:49.203	7
23	103	E	11 Craig GOFFORD	Yamaha R1 4XV - Meala Racing Development	6	11:43.426	1 Lap	1 Lap	66.94	1:54.002	6

NOT CLASSIFIED

DNF	22	E	Matthew MAY	Honda CBR600FY - Late Breakers	4	7:12.219	3 Laps	2 Laps	72.63	1:45.252	4
NS	999	E	Jack DWYER	Suzuki GSXR750 SRAD -	0						
NS	23	E	Claire BECKETT	Suzuki SV650 - P Sheils & Sons	0						
NS	201	U	Scott WEST	Suzuki GSXR1000 -	0						
NS	21	U	Danny BRENNAN	Yamaha R1 - Greenplantuk	0						
NS	25	E	Kevin BURTON	Honda CBR600FX - k.racersshed	0						
NS	75	E	Stewart MAY	Honda CBR600F3 - Moths in the wallet	0						
NS	134	E	Donald GILBERT	Suzuki GSXR750 - S and N Tyres	0						
NS	139	E	Rob MARLEY	Honda CBR600F3 - PearTree Racing	0						

FASTEST LAP

11	U	Josh HARVEY	Yamaha R1 - NR Racing	2	1:36.311	81.48 mph	131.14 kph
961	E	Jack SIM	Yamaha R6 - Platform Lift Engineers Ltd	6	1:37.980	80.09 mph	128.90 kph

Bike 20 - 10 second penalty - Jump start
 Class U - 92.5% of Race Speed = 73.77 mph
 Class E - 92.5% of Race Speed = 72.98 mph

Weather / Track : Cloudy / Dry

These results are provisional until the conclusion of any judicial and technical matters.

Cadwell Park: 2.1800 miles
 Race Distance: 7 Laps / 15.26 miles
 Start: 16:10 Flag 16:22 End: 16:23

Clerk Of Course :	Stewards :	Timekeeper : Sarah Evans
-------------------	------------	--------------------------

Results can be found at www.tsl-timing.com

Printed - 16:26 Sunday, 27 June 2021



BMCRC - MRO Championships 2021 - Rnd 3 @ Cadwell Park

Thunderbike Extreme & Ultra

RACE 15 - LAP CHART

LAP 1 @ 16:12:13.913

NO	BEHIND	LAP TIME
11		1:41.814
5	2.623	1:44.437
961	3.619	1:45.433
258	4.024	1:45.838
41	4.682	1:46.496
102	5.373	1:47.187
17	6.345	1:48.159
29	7.076	1:48.890
77	7.648	1:49.462
138	7.826	1:49.640
90	8.469	1:50.283
78	8.874	1:50.688
165	9.400	1:51.214
63	9.541	1:51.355
20	11.153	1:52.967
129	11.372	1:53.186
213	12.185	1:53.999
22	12.378	1:54.192
28	12.421	1:54.235
55	13.116	1:54.930
14	14.367	1:56.181
6	16.613	1:58.427
35	18.598	2:00.412
103	23.079	2:04.893

LAP 2 @ 16:13:50.224

NO	BEHIND	LAP TIME
11		1:36.311
5	5.157	1:38.845
961	5.886	1:38.578
258	7.427	1:39.714
41	7.971	1:39.600
17	9.781	1:39.747
102	9.912	1:40.850
29	11.072	1:40.307
138	11.484	1:39.969
77	12.100	1:40.763
63	13.199	1:39.969
90	14.268	1:42.110
78	14.496	1:41.933
165	15.007	1:41.918
20	18.035	1:43.193
129	18.285	1:43.224
28	20.318	1:44.208
213	21.330	1:45.456
22	22.454	1:46.387
55	23.112	1:46.307
14	25.689	1:47.633
6	31.321	1:51.019
35	33.451	1:51.164
103	43.342	1:56.574

LAP 3 @ 16:15:26.974

NO	BEHIND	LAP TIME
11		1:36.750
5	7.356	1:38.949
961	8.128	1:38.992
258	10.655	1:39.978
41	12.555	1:41.334
17	12.930	1:39.899
102	13.174	1:40.012

29	15.139	1:40.817
138	15.955	1:41.221
63	16.267	1:39.818
77	16.383	1:41.033
90	18.034	1:40.516
165	19.071	1:40.814
78	19.847	1:42.101
20	23.676	1:42.391
129	23.970	1:42.435
28	26.041	1:42.473
213	29.283	1:44.703
55	32.071	1:45.709
22	32.092	1:46.388
14	35.962	1:47.023
6	46.168	1:51.597
35	47.384	1:50.683
103	1:02.516	1:55.924

LAP 4 @ 16:17:03.916

NO	BEHIND	LAP TIME
11		1:36.942
5	8.935	1:38.521
961	9.440	1:38.254
258	14.099	1:40.386
17	15.606	1:39.618
102	15.819	1:39.587
41	17.959	1:42.346
29	18.400	1:40.203
63	18.683	1:39.358
138	19.401	1:40.388
77	20.100	1:40.659
90	21.135	1:40.043
165	22.297	1:40.168
78	24.275	1:41.370
20	28.876	1:42.142
129	29.753	1:42.725
28	31.981	1:42.882
213	36.989	1:44.648
55	39.341	1:44.212
22	40.402	1:45.252
14	48.104	1:49.084
6	1:00.432	1:51.206
35	1:01.374	1:50.932
103	1:22.034	1:56.460

LAP 5 @ 16:18:41.398

NO	BEHIND	LAP TIME
11		1:37.482
5	9.580	1:38.127
961	10.134	1:38.176
258	16.023	1:39.406
17	16.435	1:38.311
102	16.916	1:38.579
29	20.417	1:39.499
63	20.575	1:39.374
138	21.751	1:39.832
41	23.196	1:42.719
77	23.917	1:41.299
90	23.993	1:40.340
165	25.129	1:40.314
78	29.339	1:42.546
20	34.230	1:42.836
129	35.149	1:42.878
28	36.774	1:42.275

213	42.959	1:43.452
55	46.224	1:44.365
14	59.025	1:48.403
6	1:13.900	1:50.950
35	1:14.491	1:50.599

LAP 6 @ 16:20:20.512

NO	BEHIND	LAP TIME
11		1:39.114
103	1 Lap	1:55.573
5	8.426	1:37.960
961	9.000	1:37.980
17	15.656	1:38.335
258	16.462	1:39.553
102	16.620	1:38.818
29	20.461	1:39.158
63	22.551	1:41.090
138	22.763	1:40.126
41	25.141	1:41.059
90	25.637	1:40.758
77	26.606	1:41.803
165	26.747	1:40.732
78	34.035	1:43.810
20	36.190	1:41.074
129	38.620	1:42.585
28	39.007	1:41.347
213	47.296	1:43.451
55	52.408	1:45.298
14	1:09.131	1:49.220
6	1:25.196	1:50.410
35	1:25.815	1:50.438

LAP 7 @ 16:22:00.828

NO	BEHIND	LAP TIME
11		1:40.316
5	7.028	1:38.918
961	7.483	1:38.799
17	14.250	1:38.910
102	14.323	1:38.019
103	1 Lap	1:54.002
258	15.912	1:39.766
29	19.471	1:39.326
63	20.882	1:38.647
138	22.694	1:40.247
41	25.879	1:41.054
90	26.228	1:40.907
165	26.878	1:40.447
77	28.698	1:42.408
78	37.809	1:44.090
20	37.952	1:42.078
129	41.076	1:42.772
28	41.338	1:42.647
213	50.374	1:43.394
55	57.018	1:44.926
14	1:16.753	1:47.938
6	1:34.060	1:49.180
35	1:34.702	1:49.203

Weather / Track : Cloudy / Dry

Results can be found at www.tsl-timing.com

Cadwell Park
Circuit Length = 2.1800 miles
Start: 16:10 Flag 16:22 End: 16:23

Printed - 16:26 Sunday, 27 June 2021

BMCRC - MRO Championships 2021 - Rnd 3 @ Cadwell Park

Thunderbike Extreme & Ultra

RACE 15 - SECTOR ANALYSIS



SECTOR 1 = FL to I1, SECTOR 2 = I1 to FL, DIFF = Difference To Personal Best Lap, P = Crossed Finish Line in Pit Lane, D = Time Disallowed

P1 11 U		Josh HARVEY		Yamaha R1 - NR Racing		
IDEAL LAP TIME : 1:36.311		BEST LAP TIME : 1:36.311		DIFFERENCE : 0.000		
LAP	SECTOR 1	SECTOR 2	LAP TIME	MPH	DIFF	TIME OF DAY
1 -		41.177	1:41.814	77.08	5.503	16:12:13.913
2 -	55.556	40.755	1:36.311 (1)	81.48		16:13:50.224
3 -	55.971	40.779	1:36.750 (2)	81.11	0.439	16:15:26.974
4 -	55.757	41.185	1:36.942 (3)	80.95	0.631	16:17:03.916
5 -	56.093	41.389	1:37.482	80.50	1.171	16:18:41.398
6 -	56.601	42.513	1:39.114	79.18	2.803	16:20:20.512
7 -	57.349	42.967	1:40.316	78.23	4.005	16:22:00.828

P2 5 U		Stacey KILLWORTH		Suzuki GSXR 1000 - Greenplant/Everns		
IDEAL LAP TIME : 1:37.960		BEST LAP TIME : 1:37.960		DIFFERENCE : 0.000		
LAP	SECTOR 1	SECTOR 2	LAP TIME	MPH	DIFF	TIME OF DAY
1 -		41.797	1:44.437	75.14	6.477	16:12:16.536
2 -	56.764	42.081	1:38.845	79.39	0.885	16:13:55.381
3 -	57.009	41.940	1:38.949	79.31	0.989	16:15:34.330
4 -	56.572	41.949	1:38.521 (3)	79.65	0.561	16:17:12.851
5 -	56.431	41.696	1:38.127 (2)	79.97	0.167	16:18:50.978
6 -	56.318	41.642	1:37.960 (1)	80.11		16:20:28.938
7 -	56.922	41.996	1:38.918	79.33	0.958	16:22:07.856

P3 961 E		Jack SIM		Yamaha R6 - Platform Lift Engineers Ltd		
IDEAL LAP TIME : 1:37.910		BEST LAP TIME : 1:37.980		DIFFERENCE : 0.070		
LAP	SECTOR 1	SECTOR 2	LAP TIME	MPH	DIFF	TIME OF DAY
1 -		42.364	1:45.433	74.43	7.453	16:12:17.532
2 -	56.844	41.734	1:38.578	79.61	0.598	16:13:56.110
3 -	57.570	41.422	1:38.992	79.27	1.012	16:15:35.102
4 -	56.825	41.429	1:38.254 (3)	79.87	0.274	16:17:13.356
5 -	56.916	41.260	1:38.176 (2)	79.93	0.196	16:18:51.532
6 -	56.895	41.085	1:37.980 (1)	80.09		16:20:29.512
7 -	57.379	41.420	1:38.799	79.43	0.819	16:22:08.311

P4 17 U		Jordan KILLWORTH		Kawasaki ZX-10R -		
IDEAL LAP TIME : 1:37.821		BEST LAP TIME : 1:38.311		DIFFERENCE : 0.490		
LAP	SECTOR 1	SECTOR 2	LAP TIME	MPH	DIFF	TIME OF DAY
1 -		43.225	1:48.159	72.55	9.848	16:12:20.258
2 -	57.210	42.537	1:39.747	78.67	1.436	16:14:00.005
3 -	57.289	42.610	1:39.899	78.56	1.588	16:15:39.904
4 -	57.952	41.666	1:39.618	78.78	1.307	16:17:19.522
5 -	56.155	42.156	1:38.311 (1)	79.82		16:18:57.833
6 -	56.311	42.024	1:38.335 (2)	79.80	0.024	16:20:36.168
7 -	56.593	42.317	1:38.910 (3)	79.34	0.599	16:22:15.078

P5 102 U		James FEARN		Suzuki GSXR1000 - Jwf tiling, palmer race skool, the factory		
IDEAL LAP TIME : 1:38.019		BEST LAP TIME : 1:38.019		DIFFERENCE : 0.000		
LAP	SECTOR 1	SECTOR 2	LAP TIME	MPH	DIFF	TIME OF DAY
1 -		42.538	1:47.187	73.21	9.168	16:12:19.286
2 -	58.311	42.539	1:40.850	77.81	2.831	16:14:00.136
3 -	58.109	41.903	1:40.012	78.47	1.993	16:15:40.148
4 -	58.066	41.521	1:39.587	78.80	1.568	16:17:19.735
5 -	57.237	41.342	1:38.579 (2)	79.61	0.560	16:18:58.314
6 -	57.311	41.507	1:38.818 (3)	79.41	0.799	16:20:37.132
7 -	56.870	41.149	1:38.019 (1)	80.06		16:22:15.151

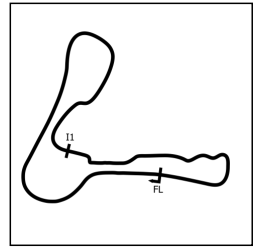
Weather / Track : Cloudy / Dry

Cadwell Park
Circuit Length = 2.1800 miles
Start: 16:10 Flag 16:22 End: 16:23

BMCRC - MRO Championships 2021 - Rnd 3 @ Cadwell Park

Thunderbike Extreme & Ultra

RACE 15 - SECTOR ANALYSIS



SECTOR 1 = FL to I1, SECTOR 2 = I1 to FL, DIFF = Difference To Personal Best Lap, P = Crossed Finish Line in Pit Lane, D = Time Disallowed

P6 258 U		Ade FRIEND		Kawasaki ZX10R - Flying colours Motorcycle Training			
IDEAL LAP TIME : 1:39.243		BEST LAP TIME : 1:39.406		DIFFERENCE : 0.163			
LAP	SECTOR 1	SECTOR 2	LAP TIME	MPH	DIFF	TIME OF DAY	
1 -		43.232	1:45.838	74.15	6.432	16:12:17.937	
2 -	57.400	42.314	1:39.714 (3)	78.70	0.308	16:13:57.651	
3 -	57.436	42.542	1:39.978	78.49	0.572	16:15:37.629	
4 -	57.800	42.586	1:40.386	78.17	0.980	16:17:18.015	
5 -	57.435	41.971	1:39.406 (1)	78.94		16:18:57.421	
6 -	57.420	42.133	1:39.553 (2)	78.83	0.147	16:20:36.974	
7 -	57.272	42.494	1:39.766	78.66	0.360	16:22:16.740	

P7 29 U		Cecil DINSMORE		Suzuki GSXR 1000 - KnC Motorsport			
IDEAL LAP TIME : 1:38.851		BEST LAP TIME : 1:39.158		DIFFERENCE : 0.307			
LAP	SECTOR 1	SECTOR 2	LAP TIME	MPH	DIFF	TIME OF DAY	
1 -		43.340	1:48.890	72.07	9.732	16:12:20.989	
2 -	57.612	42.695	1:40.307	78.24	1.149	16:14:01.296	
3 -	57.931	42.886	1:40.817	77.84	1.659	16:15:42.113	
4 -	57.310	42.893	1:40.203	78.32	1.045	16:17:22.316	
5 -	57.145	42.354	1:39.499 (3)	78.87	0.341	16:19:01.815	
6 -	56.879	42.279	1:39.158 (1)	79.14		16:20:40.973	
7 -	57.354	41.972	1:39.326 (2)	79.01	0.168	16:22:20.299	

P8 63 U		Matthew WREN		Suzuki GSXR - TBR performance			
IDEAL LAP TIME : 1:37.688		BEST LAP TIME : 1:38.647		DIFFERENCE : 0.959			
LAP	SECTOR 1	SECTOR 2	LAP TIME	MPH	DIFF	TIME OF DAY	
1 -		43.648	1:51.355	70.47	12.708	16:12:23.454	
2 -	57.622	42.347	1:39.969	78.50	1.322	16:14:03.423	
3 -	57.146	42.672	1:39.818	78.62	1.171	16:15:43.241	
4 -	57.484	41.874	1:39.358 (2)	78.98	0.711	16:17:22.599	
5 -	57.628	41.746	1:39.374 (3)	78.97	0.727	16:19:01.973	
6 -	59.673	41.417	1:41.090	77.63	2.443	16:20:43.063	
7 -	56.271	42.376	1:38.647 (1)	79.55		16:22:21.710	

P9 138 E		James REVELEY		Yamaha R6 - PCN Racing			
IDEAL LAP TIME : 1:39.571		BEST LAP TIME : 1:39.832		DIFFERENCE : 0.261			
LAP	SECTOR 1	SECTOR 2	LAP TIME	MPH	DIFF	TIME OF DAY	
1 -		43.168	1:49.640	71.57	9.808	16:12:21.739	
2 -	57.383	42.586	1:39.969 (2)	78.50	0.137	16:14:01.708	
3 -	57.722	43.499	1:41.221	77.53	1.389	16:15:42.929	
4 -	58.085	42.303	1:40.388	78.17	0.556	16:17:23.317	
5 -	57.268	42.564	1:39.832 (1)	78.61		16:19:03.149	
6 -	57.605	42.521	1:40.126 (3)	78.38	0.294	16:20:43.275	
7 -	57.730	42.517	1:40.247	78.28	0.415	16:22:23.522	

P10 41 U		David ABRAHAM		Yamaha R1 - Cambridge Motorcycles			
IDEAL LAP TIME : 1:39.600		BEST LAP TIME : 1:39.600		DIFFERENCE : 0.000			
LAP	SECTOR 1	SECTOR 2	LAP TIME	MPH	DIFF	TIME OF DAY	
1 -		42.487	1:46.496	73.69	6.896	16:12:18.595	
2 -	57.489	42.111	1:39.600 (1)	78.79		16:13:58.195	
3 -	58.047	43.287	1:41.334	77.44	1.734	16:15:39.529	
4 -	59.230	43.116	1:42.346	76.68	2.746	16:17:21.875	
5 -	58.126	44.593	1:42.719	76.40	3.119	16:19:04.594	
6 -	58.350	42.709	1:41.059 (3)	77.65	1.459	16:20:45.653	
7 -	58.167	42.887	1:41.054 (2)	77.66	1.454	16:22:26.707	

Weather / Track : Cloudy / Dry

Cadwell Park
Circuit Length = 2.1800 miles
Start: 16:10 Flag 16:22 End: 16:23

BMCRC - MRO Championships 2021 - Rnd 3 @ Cadwell Park

Thunderbike Extreme & Ultra

RACE 15 - SECTOR ANALYSIS



SECTOR 1 = FL to I1, SECTOR 2 = I1 to FL, DIFF = Difference To Personal Best Lap, P = Crossed Finish Line in Pit Lane, D = Time Disallowed

P11 90 U		Edward WATSON		Suzuki GSXR 1000 - TEA Time Racing		
IDEAL LAP TIME : 1:39.858		BEST LAP TIME : 1:40.043		DIFFERENCE : 0.185		
LAP	SECTOR 1	SECTOR 2	LAP TIME	MPH	DIFF	TIME OF DAY
1 -		43.874	1:50.283	71.16	10.240	16:12:22.382
2 -	58.679	43.431	1:42.110	76.85	2.067	16:14:04.492
3 -	57.903	42.613	1:40.516 (3)	78.07	0.473	16:15:45.008
4 -	57.652	42.391	1:40.043 (1)	78.44		16:17:25.051
5 -	58.134	42.206	1:40.340 (2)	78.21	0.297	16:19:05.391
6 -	57.764	42.994	1:40.758	77.89	0.715	16:20:46.149
7 -	57.993	42.914	1:40.907	77.77	0.864	16:22:27.056

P12 165 U		Richard BUTT		Suzuki GSXR1000 -		
IDEAL LAP TIME : 1:39.979		BEST LAP TIME : 1:40.168		DIFFERENCE : 0.189		
LAP	SECTOR 1	SECTOR 2	LAP TIME	MPH	DIFF	TIME OF DAY
1 -		43.622	1:51.214	70.56	11.046	16:12:23.313
2 -	59.045	42.873	1:41.918	77.00	1.750	16:14:05.231
3 -	58.086	42.728	1:40.814	77.84	0.646	16:15:46.045
4 -	57.796	42.372	1:40.168 (1)	78.34		16:17:26.213
5 -	57.770	42.544	1:40.314 (2)	78.23	0.146	16:19:06.527
6 -	58.028	42.704	1:40.732	77.91	0.564	16:20:47.259
7 -	57.607	42.840	1:40.447 (3)	78.13	0.279	16:22:27.706

P13 77 E		David MAY		Suzuki GSXR 750 K1 - ELP Racing		
IDEAL LAP TIME : 1:40.176		BEST LAP TIME : 1:40.659		DIFFERENCE : 0.483		
LAP	SECTOR 1	SECTOR 2	LAP TIME	MPH	DIFF	TIME OF DAY
1 -		43.647	1:49.462	71.69	8.803	16:12:21.561
2 -	58.275	42.488	1:40.763 (2)	77.88	0.104	16:14:02.324
3 -	57.780	43.253	1:41.033 (3)	77.67	0.374	16:15:43.357
4 -	58.263	42.396	1:40.659 (1)	77.96		16:17:24.016
5 -	58.126	43.173	1:41.299	77.47	0.640	16:19:05.315
6 -	58.701	43.102	1:41.803	77.09	1.144	16:20:47.118
7 -	59.186	43.222	1:42.408	76.63	1.749	16:22:29.526

P14 78 U		Jamie THOMAS		Suzuki GSXR 1000 - Team RubyRacing		
IDEAL LAP TIME : 1:41.370		BEST LAP TIME : 1:41.370		DIFFERENCE : 0.000		
LAP	SECTOR 1	SECTOR 2	LAP TIME	MPH	DIFF	TIME OF DAY
1 -		43.355	1:50.688	70.90	9.318	16:12:22.787
2 -	58.984	42.949	1:41.933 (2)	76.99	0.563	16:14:04.720
3 -	59.081	43.020	1:42.101 (3)	76.86	0.731	16:15:46.821
4 -	58.704	42.666	1:41.370 (1)	77.42		16:17:28.191
5 -	59.441	43.105	1:42.546	76.53	1.176	16:19:10.737
6 -	1:00.119	43.691	1:43.810	75.60	2.440	16:20:54.547
7 -	1:00.329	43.761	1:44.090	75.39	2.720	16:22:38.637

P15 129 E		Derek CRIPPS		Yamaha R1 - Kelly Cripps - Team FBR		
IDEAL LAP TIME : 1:42.435		BEST LAP TIME : 1:42.435		DIFFERENCE : 0.000		
LAP	SECTOR 1	SECTOR 2	LAP TIME	MPH	DIFF	TIME OF DAY
1 -		44.760	1:53.186	69.33	10.751	16:12:25.285
2 -	59.303	43.921	1:43.224	76.02	0.789	16:14:08.509
3 -	58.641	43.794	1:42.435 (1)	76.61		16:15:50.944
4 -	58.707	44.018	1:42.725 (3)	76.39	0.290	16:17:33.669
5 -	58.690	44.188	1:42.878	76.28	0.443	16:19:16.547
6 -	58.765	43.820	1:42.585 (2)	76.50	0.150	16:20:59.132
7 -	58.868	43.904	1:42.772	76.36	0.337	16:22:41.904

Weather / Track : Cloudy / Dry

Cadwell Park
Circuit Length = 2.1800 miles
Start: 16:10 Flag 16:22 End: 16:23

BMCRC - MRO Championships 2021 - Rnd 3 @ Cadwell Park

Thunderbike Extreme & Ultra

RACE 15 - SECTOR ANALYSIS



SECTOR 1 = FL to I1, SECTOR 2 = I1 to FL, DIFF = Difference To Personal Best Lap, P = Crossed Finish Line in Pit Lane, D = Time Disallowed

P16 28 E		David SPENCER		Suzuki GSXR 600 -		
IDEAL LAP TIME : 1:41.336		BEST LAP TIME : 1:41.347		DIFFERENCE : 0.011		
LAP	SECTOR 1	SECTOR 2	LAP TIME	MPH	DIFF	TIME OF DAY
1 -		44.396	1:54.235	68.70	12.888	16:12:26.334
2 -	1:00.695	43.513	1:44.208	75.31	2.861	16:14:10.542
3 -	58.879	43.594	1:42.473 (3)	76.58	1.126	16:15:53.015
4 -	58.926	43.956	1:42.882	76.28	1.535	16:17:35.897
5 -	59.085	43.190	1:42.275 (2)	76.73	0.928	16:19:18.172
6 -	58.146	43.201	1:41.347 (1)	77.43		16:20:59.519
7 -	59.362	43.285	1:42.647	76.45	1.300	16:22:42.166

P17 20 U		Connor SWYER		Suzuki GSXR 1000 K6 - WSC Performace & Owkay clothing		
IDEAL LAP TIME : 1:41.074		BEST LAP TIME : 1:41.074		DIFFERENCE : 0.000		
LAP	SECTOR 1	SECTOR 2	LAP TIME	MPH	DIFF	TIME OF DAY
1 -		44.783	1:52.967	69.47	11.893	16:12:25.066
2 -	59.310	43.883	1:43.193	76.05	2.119	16:14:08.259
3 -	58.670	43.721	1:42.391	76.64	1.317	16:15:50.650
4 -	58.756	43.386	1:42.142 (3)	76.83	1.068	16:17:32.792
5 -	58.659	44.177	1:42.836	76.31	1.762	16:19:15.628
6 -	57.880	43.194	1:41.074 (1)	77.64		16:20:56.702
7 -	58.494	43.584	1:42.078 (2)	76.88	1.004	16:22:38.780

P18 213 E		Jack PETRIE		Yamaha YZF750 - AM Tiling		
IDEAL LAP TIME : 1:43.051		BEST LAP TIME : 1:43.394		DIFFERENCE : 0.343		
LAP	SECTOR 1	SECTOR 2	LAP TIME	MPH	DIFF	TIME OF DAY
1 -		44.962	1:53.999	68.84	10.605	16:12:26.098
2 -	1:01.825	43.631	1:45.456	74.42	2.062	16:14:11.554
3 -	1:00.843	43.860	1:44.703	74.95	1.309	16:15:56.257
4 -	1:01.326	43.322	1:44.648	74.99	1.254	16:17:40.905
5 -	1:00.521	42.931	1:43.452 (3)	75.86	0.058	16:19:24.357
6 -	1:00.501	42.950	1:43.451 (2)	75.86	0.057	16:21:07.808
7 -	1:00.120	43.274	1:43.394 (1)	75.90		16:22:51.202

P19 55 E		Nick HODGINS		Suzuki GSXR 750 - Dad, Claire, Super Sam, ASR, Caz		
IDEAL LAP TIME : 1:44.212		BEST LAP TIME : 1:44.212		DIFFERENCE : 0.000		
LAP	SECTOR 1	SECTOR 2	LAP TIME	MPH	DIFF	TIME OF DAY
1 -		44.781	1:54.930	68.28	10.718	16:12:27.029
2 -	1:01.903	44.404	1:46.307	73.82	2.095	16:14:13.336
3 -	1:01.298	44.411	1:45.709	74.24	1.497	16:15:59.045
4 -	1:00.258	43.954	1:44.212 (1)	75.30		16:17:43.257
5 -	1:00.282	44.083	1:44.365 (2)	75.19	0.153	16:19:27.622
6 -	1:00.845	44.453	1:45.298	74.53	1.086	16:21:12.920
7 -	1:00.632	44.294	1:44.926 (3)	74.79	0.714	16:22:57.846

P20 14 E		Nick KILLWORTH		Aprillia RSV MILLE - Bk Evans racing		
IDEAL LAP TIME : 1:46.823		BEST LAP TIME : 1:47.023		DIFFERENCE : 0.200		
LAP	SECTOR 1	SECTOR 2	LAP TIME	MPH	DIFF	TIME OF DAY
1 -		45.306	1:56.181	67.54	9.158	16:12:28.280
2 -	1:02.537	45.096	1:47.633 (2)	72.91	0.610	16:14:15.913
3 -	1:01.727	45.296	1:47.023 (1)	73.33		16:16:02.936
4 -	1:03.312	45.772	1:49.084	71.94	2.061	16:17:52.020
5 -	1:02.540	45.863	1:48.403	72.39	1.380	16:19:40.423
6 -	1:03.537	45.683	1:49.220	71.85	2.197	16:21:29.643
7 -	1:02.448	45.490	1:47.938 (3)	72.70	0.915	16:23:17.581

Weather / Track : Cloudy / Dry

Cadwell Park
Circuit Length = 2.1800 miles
Start: 16:10 Flag 16:22 End: 16:23

BMCRC - MRO Championships 2021 - Rnd 3 @ Cadwell Park

Thunderbike Extreme & Ultra

RACE 15 - SECTOR ANALYSIS



SECTOR 1 = FL to I1, SECTOR 2 = I1 to FL, DIFF = Difference To Personal Best Lap, P = Crossed Finish Line in Pit Lane, D = Time Disallowed

P21		6 E		Andrew FIRTH		Yamaha YZF-R1 - LTRmotorcycles.co.uk / Palmer Race Skool /	
IDEAL LAP TIME : 1:49.180		BEST LAP TIME : 1:49.180		DIFFERENCE : 0.000			
LAP	SECTOR 1	SECTOR 2	LAP TIME	MPH	DIFF	TIME OF DAY	
1 -		46.714	1:58.427	66.26	9.247	16:12:30.526	
2 -	1:03.562	47.457	1:51.019	70.69	1.839	16:14:21.545	
3 -	1:04.135	47.462	1:51.597	70.32	2.417	16:16:13.142	
4 -	1:03.795	47.411	1:51.206	70.57	2.026	16:18:04.348	
5 -	1:03.734	47.216	1:50.950 (3)	70.73	1.770	16:19:55.298	
6 -	1:03.488	46.922	1:50.410 (2)	71.08	1.230	16:21:45.708	
7 -	1:02.673	46.507	1:49.180 (1)	71.88		16:23:34.888	

P22		35 E		Stephen HARVEY		Yamaha YZF-R1 -	
IDEAL LAP TIME : 1:49.203		BEST LAP TIME : 1:49.203		DIFFERENCE : 0.000			
LAP	SECTOR 1	SECTOR 2	LAP TIME	MPH	DIFF	TIME OF DAY	
1 -		47.717	2:00.412	65.17	11.209	16:12:32.511	
2 -	1:03.932	47.232	1:51.164	70.59	1.961	16:14:23.675	
3 -	1:03.584	47.099	1:50.683	70.90	1.480	16:16:14.358	
4 -	1:03.783	47.149	1:50.932	70.74	1.729	16:18:05.290	
5 -	1:03.595	47.004	1:50.599 (3)	70.95	1.396	16:19:55.889	
6 -	1:03.820	46.618	1:50.438 (2)	71.06	1.235	16:21:46.327	
7 -	1:03.239	45.964	1:49.203 (1)	71.86		16:23:35.530	

P23		103 E		Craig GOFFORD		Yamaha R1 4XV - Meala Racing Development	
IDEAL LAP TIME : 1:54.002		BEST LAP TIME : 1:54.002		DIFFERENCE : 0.000			
LAP	SECTOR 1	SECTOR 2	LAP TIME	MPH	DIFF	TIME OF DAY	
1 -		49.539	2:04.893	62.83	10.891	16:12:36.992	
2 -	1:07.893	48.681	1:56.574	67.32	2.572	16:14:33.566	
3 -	1:06.914	49.010	1:55.924 (3)	67.70	1.922	16:16:29.490	
4 -	1:07.898	48.562	1:56.460	67.38	2.458	16:18:25.950	
5 -	1:06.925	48.648	1:55.573 (2)	67.90	1.571	16:20:21.523	
6 -	1:05.812	48.190	1:54.002 (1)	68.84		16:22:15.525	

P24		22 E		Matthew MAY		Honda CBR600FY - Late Breakers	
IDEAL LAP TIME : 1:44.814		BEST LAP TIME : 1:45.252		DIFFERENCE : 0.438			
LAP	SECTOR 1	SECTOR 2	LAP TIME	MPH	DIFF	TIME OF DAY	
1 -		44.602	1:54.192	68.72	8.940	16:12:26.291	
2 -	1:02.252	44.135	1:46.387 (2)	73.76	1.135	16:14:12.678	
3 -	1:01.532	44.856	1:46.388 (3)	73.76	1.136	16:15:59.066	
4 -	1:00.679	44.573	1:45.252 (1)	74.56		16:17:44.318	

BMCRC - MRO Championships 2021 - Rnd 3 @ Cadwell Park

Thunderbike Extreme & Ultra

RACE 15 - BEST SECTORS

SECTOR 1			SECTOR 2			IDEAL / BEST COMPARISON						
POS	NO	NAME	TIME	NO	NAME	TIME	POS	NO	NAME	IDEAL	BEST	DIFF
									PERFECT LAP	1:36.311		
1	11	HARVEY	55.556	11	HARVEY	40.755	1	11	HARVEY	1:36.311	1:36.311	0.000
2	17	KILLWORTH	56.155	961	SIM	41.085	2	63	WREN	1:37.688	1:38.647	0.959
3	63	WREN	56.271	102	FEARN	41.149	3	17	KILLWORTH	1:37.821	1:38.311	0.490
4	5	KILLWORTH	56.318	63	WREN	41.417	4	961	SIM	1:37.910	1:37.980	0.070
5	961	SIM	56.825	5	KILLWORTH	41.642	5	5	KILLWORTH	1:37.960	1:37.960	0.000
6	102	FEARN	56.870	17	KILLWORTH	41.666	6	102	FEARN	1:38.019	1:38.019	0.000
7	29	DINSMORE	56.879	258	FRIEND	41.971	7	29	DINSMORE	1:38.851	1:39.158	0.307
8	138	REVELEY	57.268	29	DINSMORE	41.972	8	258	FRIEND	1:39.243	1:39.406	0.163
9	258	FRIEND	57.272	41	ABRAHAM	42.111	9	138	REVELEY	1:39.571	1:39.832	0.261
10	41	ABRAHAM	57.489	90	WATSON	42.206	10	41	ABRAHAM	1:39.600	1:39.600	0.000
11	165	BUTT	57.607	138	REVELEY	42.303	11	90	WATSON	1:39.858	1:40.043	0.185
12	90	WATSON	57.652	165	BUTT	42.372	12	165	BUTT	1:39.979	1:40.168	0.189
13	77	MAY	57.780	77	MAY	42.396	13	77	MAY	1:40.176	1:40.659	0.483
14	20	SWYER	57.880	78	THOMAS	42.666	14	20	SWYER	1:41.074	1:41.074	0.000
15	28	SPENCER	58.146	213	PETRIE	42.931	15	28	SPENCER	1:41.336	1:41.347	0.011
16	129	CRIPPS	58.641	28	SPENCER	43.190	16	78	THOMAS	1:41.370	1:41.370	0.000
17	78	THOMAS	58.704	20	SWYER	43.194	17	129	CRIPPS	1:42.435	1:42.435	0.000
18	213	PETRIE	1:00.120	129	CRIPPS	43.794	18	213	PETRIE	1:43.051	1:43.394	0.343
19	55	HODGINS	1:00.258	55	HODGINS	43.954	19	55	HODGINS	1:44.212	1:44.212	0.000
20	22	MAY	1:00.679	22	MAY	44.135	20	22	MAY	1:44.814	1:45.252	0.438
21	14	KILLWORTH	1:01.727	14	KILLWORTH	45.096	21	14	KILLWORTH	1:46.823	1:47.023	0.200
22	6	FIRTH	1:02.673	35	HARVEY	45.964	22	6	FIRTH	1:49.180	1:49.180	0.000
23	35	HARVEY	1:03.239	6	FIRTH	46.507	23	35	HARVEY	1:49.203	1:49.203	0.000
24	103	GOFFORD	1:05.812	103	GOFFORD	48.190	24	103	GOFFORD	1:54.002	1:54.002	0.000

Weather / Track : Cloudy / Dry

Results can be found at www.tsl-timing.com

Cadwell Park
Circuit Length = 2.1800 miles
Start: 16:10 Flag 16:22 End: 16:23

Printed - 16:26 Sunday, 27 June 2021

BMCRC - MRO Championships 2021 - Rnd 3 @ Cadwell Park

Thunderbike Extreme & Ultra

RACE 15 - STATISTICS

Competitors Started 24
Planned Start 2021-06-27 @ 15:40:00.000
Actual Start 2021-06-27 @ 16:10:32.098
Finish Time 2021-06-27 @ 16:22:00.827
Track Length 2.1800mi.
Total Laps 164
Total Distance Covered 357.5230mi.

Session Fastest Lap History

NO	CL	NAME	LAP TIME	TIME OF DAY	LAP	VEHICLE
11	U	Josh HARVEY	1:41.814	16:12:13.936	1	Yamaha R1
11	U	Josh HARVEY	1:36.311	16:13:50.246	2	Yamaha R1

Session Leader History

NO	CL	NAME	FROM LAP	LAPS LED	DISTANCE	VEHICLE
11	U	Josh HARVEY	1	7	15.26 miles	Yamaha R1

Flag History

TYPE	TIME OF DAY
GREEN	16:10:32.098
FINISH	16:22:00.827

Flag Statistics

TYPE	COUNT	TOTAL LAPS	TOTAL TIME
Green	1	7	13:06.033
Red	0	0	0.000
Safety Car	0	0	0.000
FCY	0	0	0.000

BMCRC - MRO Championships 2021 - Rnd 3 @ Cadwell Park

Thunderbike Extreme & Ultra

RACE 15 - STATISTICS

CLASS : E

12 Starters

Fastest Lap History

NO	NAME	LAP TIME	TIME OF DAY	LAP	VEHICLE
961	Jack SIM	1:45.433	16:12:17.543	1	Yamaha R6
961	Jack SIM	1:38.578	16:13:56.121	2	Yamaha R6
961	Jack SIM	1:38.254	16:17:13.367	4	Yamaha R6
961	Jack SIM	1:38.176	16:18:51.543	5	Yamaha R6
961	Jack SIM	1:37.980	16:20:29.523	6	Yamaha R6

Leader History

NO	NAME	FROM LAP	LAPS LED	DISTANCE	VEHICLE
961	Jack SIM	1	7	15.26 miles	Yamaha R6

BMCRC - MRO Championships 2021 - Rnd 3 @ Cadwell Park

Thunderbike Extreme & Ultra

RACE 15 - STATISTICS

CLASS : U

12 Starters

Fastest Lap History

NO	NAME	LAP TIME	TIME OF DAY	LAP	VEHICLE
11	Josh HARVEY	1:41.814	16:12:13.936	1	Yamaha R1
11	Josh HARVEY	1:36.311	16:13:50.246	2	Yamaha R1

Leader History

NO	NAME	FROM LAP	LAPS LED	DISTANCE	VEHICLE
11	Josh HARVEY	1	7	15.26 miles	Yamaha R1

BMCRC-MRO Championships 2021



BMCRC THUNDERBIKE SPORT
Supported by Steve Jordan Motorcycles
& ROOKIE MINITWINS

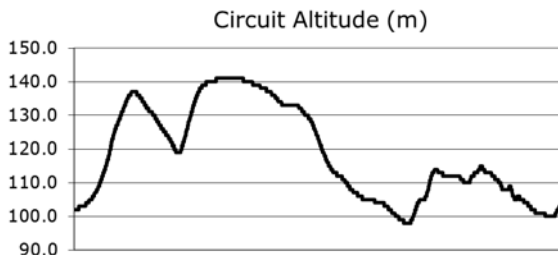
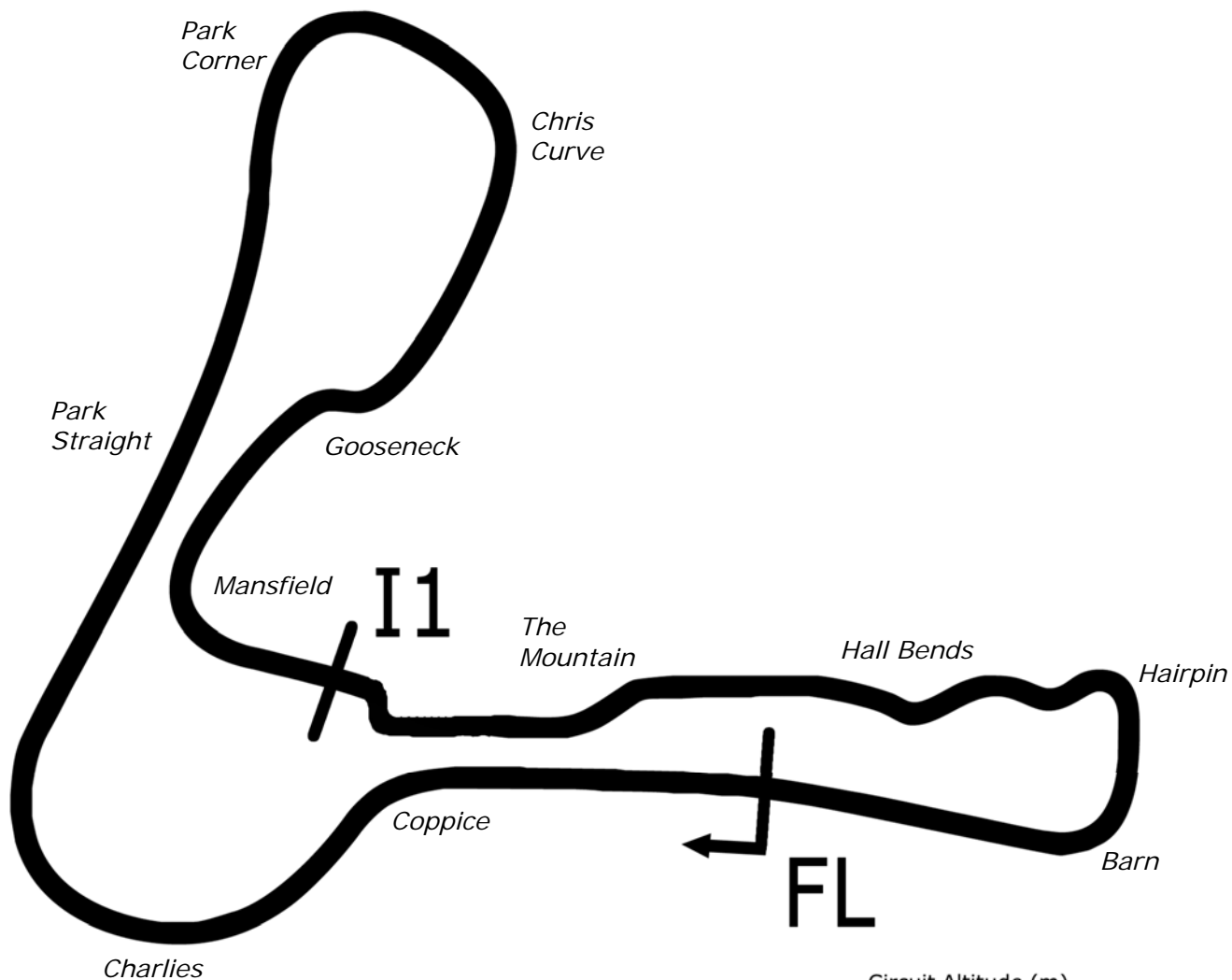
Cadwell Park

26th / 27th June 2021



Results Provided by Timing Solutions Ltd
www.tsl-timing.com

Cadwell Park



Length	2.1800 miles	3508.4 m	
FL		53.31024 N	0.05940 W
I1	2330m	53.30708 N	0.06270 W
Pit Entry	3472m	53.31103 N	0.05889 W
Pit Exit	0m after FL	53.31030 N	0.05940 W
Pit Entry-Pit Exit 92m, 6.6s @50kph, 5.5s @60kph			

BMCRC - MRO Championships 2021 - Rnd 3 @ Cadwell Park

BMCRC Thunderbike Sport & Rookie Minitwins

QUALIFYING - CLASSIFICATION

POS	NO	CL	PIC NAME	ENTRY	TIME	ON	LAPS	GAP	DIFF	MPH
1	961		1 Jack SIM	Yamaha R6 - Platform Lift Engineers Ltd	1:41.885	5	8			77.02
2	52		2 Elliot FRICKER	Honda CBR600 - Petwise.org, S&S, Ride in Bike Tyre	1:42.570	4	7	0.685	0.685	76.51
3	166	RMT	1 Nicholas BAKER	Suzuki SV650 - K66	1:44.515	7	7	2.630	1.945	75.09
4	624		3 Matthew FEDRICK	Yamaha R6 - Matthew Fedrick farriers ltd/ Palmer Race	1:44.916	4	7	3.031	0.401	74.80
5	48		4 Shaun WALLIS	Yamaha R6 - MBC Despatch Racing	1:45.104	5	7	3.219	0.188	74.66
6	72	RMT	2 Mark GILLAM	Suzuki SV650 - No More Straps Ltd	1:45.456	7	7	3.571	0.352	74.42
7	54		5 Adam JAMISON	Yamaha R6 - Team AJR	1:45.552	4	4	3.667	0.096	74.35
8	25		6 Harrison DAY	Honda CBR 600 -	1:45.618	5	7	3.733	0.066	74.30
9	84		7 Ricardo BRANCO	Yamaha R6 - IMP Racing	1:45.763	7	7	3.878	0.145	74.20
10	123	RMT	3 Adam FORSYTH	Suzuki SV650 - Rock Oil	1:45.977	7	7	4.092	0.214	74.05
11	81		8 Malvern MAY	Honda CBR600RR -	1:46.259	5	6	4.374	0.282	73.85
12	351		9 Sam DIGBY-BAKER	Yamaha R6 -	1:47.098	4	7	5.213	0.839	73.27
13	168	R	1 Aaron DALRYMPLE	Suzuki GSXR 600 -	1:47.424	7	7	5.539	0.326	73.05
14	75		10 Stewart MAY	Honda CBR600F3 - Moths in the wallet	1:48.284	4	7	6.399	0.860	72.47
15	234	RMT	4 Andrew FLUX	Suzuki SV650 - Mach 1 Automotive LTD	1:50.201	4	7	8.316	1.917	71.21
16	62	RMT	5 James KING	Suzuki SV650 - King and Drury construction	1:51.470	1	1	9.585	1.269	70.40
17	73	RMT	6 Esteban LECOQ	Suzuki SV650 SK5 -	1:51.792	5	5	9.907	0.322	70.20
18	189	RMT	7 Mark LAWSON	Suzuki SV 650 - Crawfords metal detectors	1:52.052	7	7	10.167	0.260	70.03
19	63	RMT	8 Stephen PERFITT	Suzuki SV650 - PKP Services Ltd	1:53.366	7	7	11.481	1.314	69.22
20	333	R	2 Mark STUBBERFIELD	Suzuki SV650 SUPERTWIN -	1:53.596	6	7	11.711	0.230	69.08
21	109	R	3 Marc BELL	Yamaha R6 5SL -	1:53.752	5	6	11.867	0.156	68.99
22	29	RMT	9 Hayden KILLWORTH	Suzuki SV650 - BK Racing	1:54.005	4	7	12.120	0.253	68.83
23	260	RMT	10 Greg PYMM	Suzuki SV650 -	1:54.277	4	6	12.392	0.272	68.67
24	919	RMT	11 Andrew BELLIS	Suzuki SV 650 - Cunco Ltd	1:54.411	5	7	12.526	0.134	68.59
25	744	RMT	12 Gary ANDERSON	Suzuki SV650 - A&M MOT Services. Guildford	1:55.603	4	4	13.718	1.192	67.88
26	101		11 Glen TRIPP	Honda CBR 600FW - yaki too racing	1:55.768	6	6	13.883	0.165	67.79
27	114	RMT	13 Adam CAVEY	Suzuki SV650 - PogSpeed	1:56.282	6	6	14.397	0.514	67.49
28	58	RMT	14 John CHANDLER	Suzuki SV650 - Anode Electronics	1:57.452	6	6	15.567	1.170	66.81
29	116	RMT	15 Gareth FAITH	Suzuki SV650 - Sitramoto	1:57.776	6	6	15.891	0.324	66.63
30	138	RMT	16 Craig JARMIN	Suzuki SV650 - BK Racing	1:57.938	4	6	16.053	0.162	66.54
31	130	RMT	17 Vince JONES	Suzuki SV650 -	1:58.095	6	6	16.210	0.157	66.45
32	49	R	4 Oli CHAYTOR	Yamaha R6 - PearTree Racing	1:58.300	5	6	16.415	0.205	66.34
33	455	RMT	18 Tyler DONOVAN	Suzuki SV 650 -	1:58.727	3	5	16.842	0.427	66.10
34	139	R	5 Rob MARLEY	Honda CBR600F3 - PearTree Racing	2:00.764	5	6	18.879	2.037	64.98
35	185	R	6 Ben LOGAN	Kawasaki ZX6R -	2:01.930	1	1	20.045	1.166	64.36
36	193	RMT	19 Tony BOTTO	Suzuki SV 650 - TB Motorcycles	2:21.717	1	1	39.832	19.787	55.37
37	188	RMT	20 Tim FRAMPTON	Suzuki SV650 -			0			
NS	22		Matthew MAY	Honda CBR600FY - Late Breakers						
NS	80	R	Stephen LANE	Kawasaki ZX6R -						

Cadwell Park
Circuit Length = 2.1800 miles
Start: 09:15 Flag 09:28 End: 09:30

Weather / Track : Cloudy / Dry

These results are provisional until the conclusion of any judicial and technical matters.

Clerk Of Course :	Stewards :	Timekeeper : Sarah Evans
-------------------	------------	--------------------------

Results can be found at www.tsl-timing.com

Printed - 09:31 Saturday, 26 June 2021



BMCRC - MRO Championships 2021 - Rnd 3 @ Cadwell Park

BMCRC Thunderbike Sport & Rookie Minitwins

QUALIFYING - SECTOR ANALYSIS



SECTOR 1 = FL to I1, SECTOR 2 = I1 to FL, DIFF = Difference To Personal Best Lap, P = Crossed Finish Line in Pit Lane, D = Time Disallowed

P1 961 Jack SIM		Yamaha R6 - Platform Lift Engineers Ltd				
IDEAL LAP TIME :		BEST LAP TIME : 1:41.885		DIFFERENCE :		
LAP	SECTOR 1	SECTOR 2	LAP TIME	MPH	DIFF	TIME OF DAY
1 -			1:50.426	71.07	8.541	09:18:21.531
2 -			1:44.188	75.32	2.303	09:20:05.719
3 -			1:42.388	76.65	0.503	09:21:48.107
4 -			1:42.047 (2)	76.90	0.162	09:23:30.154
5 -			1:41.885 (1)	77.02		09:25:12.039
6 -			1:45.424	74.44	3.539	09:26:57.463
7 -			1:42.378 (3)	76.65	0.493	09:28:39.841
8 -			1:46.974	73.36	5.089	09:30:26.815

P2 52 Elliot FRICKER		Honda CBR600 - Petwise.org, S&S, Ride in Bike Tyres				
IDEAL LAP TIME : 1:41.653		BEST LAP TIME : 1:42.570		DIFFERENCE : 0.917		
LAP	SECTOR 1	SECTOR 2	LAP TIME	MPH	DIFF	TIME OF DAY
1 -	1:05.150	51.215	1:56.365	67.44	13.795	09:18:35.511
2 -	1:01.267	43.722	1:44.989 (3)	74.75	2.419	09:20:20.500
3 -	1:02.933	45.211	1:48.144	72.57	5.574	09:22:08.644
4 -	59.065	43.505	1:42.570 (1)	76.51		09:23:51.214
5 -	1:03.048	45.962	1:49.010	71.99	6.440	09:25:40.224
6 -	58.148	45.162	1:43.310 (2)	75.96	0.740	09:27:23.534
7 -	1:00.323	44.876	1:45.199	74.60	2.629	09:29:08.733

P3 166 RMT Nicholas BAKER		Suzuki SV650 - K66				
IDEAL LAP TIME : 1:44.515		BEST LAP TIME : 1:44.515		DIFFERENCE : 0.000		
LAP	SECTOR 1	SECTOR 2	LAP TIME	MPH	DIFF	TIME OF DAY
1 -	1:09.359	49.803	1:59.162	65.86	14.647	09:18:59.880
2 -	1:04.389	46.254	1:50.643	70.93	6.128	09:20:50.523
3 -	1:03.989	45.144	1:49.133	71.91	4.618	09:22:39.656
4 -	1:02.402	45.790	1:48.192	72.53	3.677	09:24:27.848
5 -	1:00.946	46.510	1:47.456 (3)	73.03	2.941	09:26:15.304
6 -	1:01.338	44.265	1:45.603 (2)	74.31	1.088	09:28:00.907
7 -	1:00.452	44.063	1:44.515 (1)	75.09		09:29:45.422

P4 624 Matthew FEDRICK		Yamaha R6 - Matthew Fedrick farriers ltd/ Palmer Race Skool				
IDEAL LAP TIME : 1:44.916		BEST LAP TIME : 1:44.916		DIFFERENCE : 0.000		
LAP	SECTOR 1	SECTOR 2	LAP TIME	MPH	DIFF	TIME OF DAY
1 -	1:07.117	48.422	1:55.539	67.92	10.623	09:18:29.178
2 -	1:04.122	45.873	1:49.995	71.34	5.079	09:20:19.173
3 -	1:01.693	45.174	1:46.867	73.43	1.951	09:22:06.040
4 -	1:00.636	44.280	1:44.916 (1)	74.80		09:23:50.956
5 -	1:00.964	44.305	1:45.269 (2)	74.55	0.353	09:25:36.225
6 -	1:01.685	46.001	1:47.686	72.87	2.770	09:27:23.911
7 -	1:00.647	45.200	1:45.847 (3)	74.14	0.931	09:29:09.758

P5 48 Shaun WALLIS		Yamaha R6 - MBC Despatch Racing				
IDEAL LAP TIME : 1:44.882		BEST LAP TIME : 1:45.104		DIFFERENCE : 0.222		
LAP	SECTOR 1	SECTOR 2	LAP TIME	MPH	DIFF	TIME OF DAY
1 -	1:11.551	50.065	2:01.616	64.53	16.512	09:18:48.772
2 -	1:06.457	46.400	1:52.857	69.53	7.753	09:20:41.629
3 -	1:05.067	44.752	1:49.819	71.46	4.715	09:22:31.448
4 -	1:01.762	45.222	1:46.984	73.35	1.880	09:24:18.432
5 -	1:01.172	43.932	1:45.104 (1)	74.66		09:26:03.536
6 -	1:00.950	45.002	1:45.952 (2)	74.07	0.848	09:27:49.488
7 -	1:01.455	44.708	1:46.163 (3)	73.92	1.059	09:29:35.651

Weather / Track : Cloudy / Dry

Cadwell Park
Circuit Length = 2.1800 miles
Start: 09:15 Flag 09:28 End: 09:30

BMCRC - MRO Championships 2021 - Rnd 3 @ Cadwell Park

BMCRC Thunderbike Sport & Rookie Minitwins

QUALIFYING - SECTOR ANALYSIS



SECTOR 1 = FL to I1, SECTOR 2 = I1 to FL, DIFF = Difference To Personal Best Lap, P = Crossed Finish Line in Pit Lane, D = Time Disallowed

P6 72 RMT		Mark GILLAM		Suzuki SV650 - No More Straps Ltd			
IDEAL LAP TIME : 1:45.232		BEST LAP TIME : 1:45.456		DIFFERENCE : 0.224			
LAP	SECTOR 1	SECTOR 2	LAP TIME	MPH	DIFF	TIME OF DAY	
1 -	1:06.623	46.581	1:53.204	69.32	7.748	09:18:24.157	
2 -	1:02.300	47.480	1:49.780	71.48	4.324	09:20:13.937	
3 -	1:02.350	44.601	1:46.951	73.38	1.495	09:22:00.888	
4 -	1:00.870	44.732	1:45.602 (2)	74.31	0.146	09:23:46.490	
5 -	1:00.631	45.121	1:45.752 (3)	74.21	0.296	09:25:32.242	
6 -	1:00.991	47.218	1:48.209	72.52	2.753	09:27:20.451	
7 -	1:00.736	44.720	1:45.456 (1)	74.42		09:29:05.907	

P7 54		Adam JAMISON		Yamaha R6 - Team AJR			
IDEAL LAP TIME : 1:45.552		BEST LAP TIME : 1:45.552		DIFFERENCE : 0.000			
LAP	SECTOR 1	SECTOR 2	LAP TIME	MPH	DIFF	TIME OF DAY	
1 -	1:06.100	46.884	1:52.984	69.46	7.432	09:18:24.019	
2 -	1:02.178	46.165	1:48.343 (3)	72.43	2.791	09:20:12.362	
3 -	1:02.636	45.006	1:47.642 (2)	72.90	2.090	09:22:00.004	
4 -	1:00.983	44.569	1:45.552 (1)	74.35		09:23:45.556	

P8 25		Harrison DAY		Honda CBR 600 -			
IDEAL LAP TIME : 1:45.618		BEST LAP TIME : 1:45.618		DIFFERENCE : 0.000			
LAP	SECTOR 1	SECTOR 2	LAP TIME	MPH	DIFF	TIME OF DAY	
1 -	1:08.228	50.758	1:58.986	65.95	13.368	09:18:51.791	
2 -	1:03.721	46.538	1:50.259	71.17	4.641	09:20:42.050	
3 -	1:03.957	44.520	1:48.477	72.34	2.859	09:22:30.527	
4 -	1:01.294	45.734	1:47.028 (3)	73.32	1.410	09:24:17.555	
5 -	1:01.175	44.443	1:45.618 (1)	74.30		09:26:03.173	
6 -	1:01.638	45.640	1:47.278	73.15	1.660	09:27:50.451	
7 -	1:01.406	44.870	1:46.276 (2)	73.84	0.658	09:29:36.727	

P9 84		Ricardo BRANCO		Yamaha R6 - IMP Racing			
IDEAL LAP TIME : 1:45.763		BEST LAP TIME : 1:45.763		DIFFERENCE : 0.000			
LAP	SECTOR 1	SECTOR 2	LAP TIME	MPH	DIFF	TIME OF DAY	
1 -	1:05.620	46.277	1:51.897	70.13	6.134	09:18:37.541	
2 -	1:03.517	45.738	1:49.255	71.83	3.492	09:20:26.796	
3 -	1:04.335	47.376	1:51.711	70.25	5.948	09:22:18.507	
4 -	1:01.854	44.524	1:46.378 (3)	73.77	0.615	09:24:04.885	
5 -	1:01.536	44.699	1:46.235 (2)	73.87	0.472	09:25:51.120	
6 -	1:01.623	44.863	1:46.486	73.70	0.723	09:27:37.606	
7 -	1:01.504	44.259	1:45.763 (1)	74.20		09:29:23.369	

P10 123 RMT		Adam FORSYTH		Suzuki SV650 - Rock Oil			
IDEAL LAP TIME : 1:45.718		BEST LAP TIME : 1:45.977		DIFFERENCE : 0.259			
LAP	SECTOR 1	SECTOR 2	LAP TIME	MPH	DIFF	TIME OF DAY	
1 -	1:06.828	51.544	1:58.372	66.30	12.395	09:18:57.072	
2 -	1:05.463	46.916	1:52.379	69.83	6.402	09:20:49.451	
3 -	1:04.780	44.930	1:49.710	71.53	3.733	09:22:39.161	
4 -	1:02.628	44.267	1:46.895 (3)	73.41	0.918	09:24:26.056	
5 -	1:02.539	45.769	1:48.308	72.46	2.331	09:26:14.364	
6 -	1:01.980	44.417	1:46.397 (2)	73.76	0.420	09:28:00.761	
7 -	1:02.239	43.738	1:45.977 (1)	74.05		09:29:46.738	

Weather / Track : Cloudy / Dry

Cadwell Park
Circuit Length = 2.1800 miles
Start: 09:15 Flag 09:28 End: 09:30

BMCRC - MRO Championships 2021 - Rnd 3 @ Cadwell Park

BMCRC Thunderbike Sport & Rookie Minitwins

QUALIFYING - SECTOR ANALYSIS



SECTOR 1 = FL to I1, SECTOR 2 = I1 to FL, DIFF = Difference To Personal Best Lap, P = Crossed Finish Line in Pit Lane, D = Time Disallowed

P11 81 Malvern MAY		Honda CBR600RR -				
IDEAL LAP TIME : 1:45.922		BEST LAP TIME : 1:46.259				
		DIFFERENCE : 0.337				
LAP	SECTOR 1	SECTOR 2	LAP TIME	MPH	DIFF	TIME OF DAY
1 -	1:06.518	46.229	1:52.747	69.60	6.488	09:18:35.897
2 -	1:01.760	48.185	1:49.945	71.38	3.686	09:20:25.842
3 -	1:02.507	50.440	1:52.947	69.48	6.688	09:22:18.789
4 -	1:01.981	44.292	1:46.273 (2)	73.84	0.014	09:24:05.062
5 -	1:01.630	44.629	1:46.259 (1)	73.85		09:25:51.321
6 -	1:01.956	44.817	1:46.773 (3)	73.50	0.514	09:27:38.094

P12 351 Sam DIGBY-BAKER		Yamaha R6 -				
IDEAL LAP TIME : 1:46.564		BEST LAP TIME : 1:47.098				
		DIFFERENCE : 0.534				
LAP	SECTOR 1	SECTOR 2	LAP TIME	MPH	DIFF	TIME OF DAY
1 -	1:07.471	50.599	1:58.070	66.46	10.972	09:19:02.505
2 -	1:03.868	50.718	1:54.586	68.49	7.488	09:20:57.091
3 -	1:06.210	45.769	1:51.979	70.08	4.881	09:22:49.070
4 -	1:02.291	44.807	1:47.098 (1)	73.27		09:24:36.168
5 -	1:01.757	45.450	1:47.207 (3)	73.20	0.109	09:26:23.375
6 -	1:01.983	45.204	1:47.187 (2)	73.21	0.089	09:28:10.562
7 -	1:04.206	46.215	1:50.421	71.07	3.323	09:30:00.983

P13 168 R Aaron DALRYMPLE		Suzuki GSXR 600 -				
IDEAL LAP TIME : 1:46.911		BEST LAP TIME : 1:47.424				
		DIFFERENCE : 0.513				
LAP	SECTOR 1	SECTOR 2	LAP TIME	MPH	DIFF	TIME OF DAY
1 -	1:10.311	48.764	1:59.075	65.90	11.651	09:18:29.965
2 -	1:05.154	45.113	1:50.267	71.17	2.843	09:20:20.232
3 -	1:02.953	46.151	1:49.104	71.93	1.680	09:22:09.336
4 -	1:03.279	45.762	1:49.041	71.97	1.617	09:23:58.377
5 -	1:02.845	44.835	1:47.680 (3)	72.88	0.256	09:25:46.057
6 -	1:02.076	45.491	1:47.567 (2)	72.95	0.143	09:27:33.624
7 -	1:02.153	45.271	1:47.424 (1)	73.05		09:29:21.048

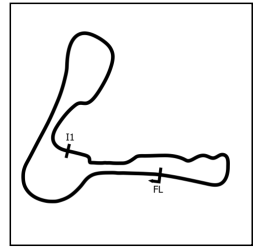
P14 75 Stewart MAY		Honda CBR600F3 - Moths in the wallet				
IDEAL LAP TIME : 1:48.284		BEST LAP TIME : 1:48.284				
		DIFFERENCE : 0.000				
LAP	SECTOR 1	SECTOR 2	LAP TIME	MPH	DIFF	TIME OF DAY
1 -	1:08.126	51.518	1:59.644	65.59	11.360	09:18:52.179
2 -	1:08.442	48.573	1:57.015	67.06	8.731	09:20:49.194
3 -	1:05.537	45.919	1:51.456	70.41	3.172	09:22:40.650
4 -	1:02.887	45.397	1:48.284 (1)	72.47		09:24:28.934
5 -	1:03.940	46.539	1:50.479 (3)	71.03	2.195	09:26:19.413
6 -	1:04.015	45.924	1:49.939 (2)	71.38	1.655	09:28:09.352
7 -	1:05.078	46.168	1:51.246	70.54	2.962	09:30:00.598

P15 234 RMT Andrew FLUX		Suzuki SV650 - Mach 1 Automotive LTD				
IDEAL LAP TIME : 1:49.258		BEST LAP TIME : 1:50.201				
		DIFFERENCE : 0.943				
LAP	SECTOR 1	SECTOR 2	LAP TIME	MPH	DIFF	TIME OF DAY
1 -	1:09.552	49.432	1:58.984	65.95	8.783	09:18:29.445
2 -	1:08.044	48.089	1:56.133	67.57	5.932	09:20:25.578
3 -	1:08.486	45.319	1:53.805	68.96	3.604	09:22:19.383
4 -	1:04.580	45.621	1:50.201 (1)	71.21		09:24:09.584
5 -	1:04.039	46.347	1:50.386 (2)	71.09	0.185	09:25:59.970
6 -	1:03.939	51.011	1:54.950	68.27	4.749	09:27:54.920
7 -	1:05.352	45.969	1:51.321 (3)	70.49	1.120	09:29:46.241

BMCRC - MRO Championships 2021 - Rnd 3 @ Cadwell Park

BMCRC Thunderbike Sport & Rookie Minitwins

QUALIFYING - SECTOR ANALYSIS



SECTOR 1 = FL to I1, SECTOR 2 = I1 to FL, DIFF = Difference To Personal Best Lap, P = Crossed Finish Line in Pit Lane, D = Time Disallowed

P16	62 RMT	James KING	Suzuki SV650 - King and Drury construction			
IDEAL LAP TIME : 1:51.470		BEST LAP TIME : 1:51.470		DIFFERENCE : 0.000		
LAP	SECTOR 1	SECTOR 2	LAP TIME	MPH	DIFF	TIME OF DAY

1 -	1:05.518	45.952	1:51.470 (1)	70.40		09:18:19.974
-----	-----------------	---------------	---------------------	--------------	--	---------------------

P17	73 RMT	Esteban LECOQ	Suzuki SV650 SK5 -			
IDEAL LAP TIME : 1:50.575		BEST LAP TIME : 1:51.792		DIFFERENCE : 1.217		
LAP	SECTOR 1	SECTOR 2	LAP TIME	MPH	DIFF	TIME OF DAY

1 -	1:11.882	51.243	2:03.125	63.74	11.333	09:19:08.565
2 -	1:07.485	49.763	1:57.248	66.93	5.456	09:21:05.813
3 -	1:05.846	47.273	1:53.119 (3)	69.37	1.327	09:22:58.932
4 -	1:04.179	48.025	1:52.204 (2)	69.94	0.412	09:24:51.136
5 -	1:04.879	46.913	1:51.792 (1)	70.20		09:26:42.928

P18	189 RMT	Mark LAWSON	Suzuki SV 650 - Crawfords metal detectors			
IDEAL LAP TIME : 1:52.052		BEST LAP TIME : 1:52.052		DIFFERENCE : 0.000		
LAP	SECTOR 1	SECTOR 2	LAP TIME	MPH	DIFF	TIME OF DAY

1 -	1:13.636	52.160	2:05.796	62.38	13.744	09:18:51.659
2 -	1:09.781	49.719	1:59.500	65.67	7.448	09:20:51.159
3 -	1:08.417	48.180	1:56.597	67.30	4.545	09:22:47.756
4 -	1:05.960	47.351	1:53.311	69.26	1.259	09:24:41.067
5 -	1:05.440	47.106	1:52.546 (2)	69.73	0.494	09:26:33.613
6 -	1:05.297	47.486	1:52.783 (3)	69.58	0.731	09:28:26.396
7 -	1:04.994	47.058	1:52.052 (1)	70.03		09:30:18.448

P19	63 RMT	Stephen PERFITT	Suzuki SV650 - PKP Services Ltd			
IDEAL LAP TIME : 1:53.097		BEST LAP TIME : 1:53.366		DIFFERENCE : 0.269		
LAP	SECTOR 1	SECTOR 2	LAP TIME	MPH	DIFF	TIME OF DAY

1 -	1:11.377	49.460	2:00.837	64.94	7.471	09:19:04.176
2 -	1:08.442	47.840	1:56.282	67.49	2.916	09:21:00.458
3 -	1:07.501	48.025	1:55.526	67.93	2.160	09:22:55.984
4 -	1:06.794	47.540	1:54.334 (3)	68.64	0.968	09:24:50.318
5 -	1:06.983	47.361	1:54.344	68.63	0.978	09:26:44.662
6 -	1:06.065	47.403	1:53.468 (2)	69.16	0.102	09:28:38.130
7 -	1:05.736	47.630	1:53.366 (1)	69.22		09:30:31.496

P20	333 R	Mark STUBBERFIELD	Suzuki SV650 SUPERTWIN -			
IDEAL LAP TIME : 1:52.559		BEST LAP TIME : 1:53.596		DIFFERENCE : 1.037		
LAP	SECTOR 1	SECTOR 2	LAP TIME	MPH	DIFF	TIME OF DAY

1 -	1:10.473	49.441	1:59.914	65.44	6.318	09:18:28.935
2 -	1:07.816	48.424	1:56.240	67.51	2.644	09:20:25.175
3 -	1:09.254	48.714	1:57.968	66.52	4.372	09:22:23.143
4 -	1:08.709	47.919	1:56.628	67.29	3.032	09:24:19.771
5 -	1:06.897	48.061	1:54.958 (2)	68.26	1.362	09:26:14.729
6 -	1:04.640	48.956	1:53.596 (1)	69.08		09:28:08.325
7 -	1:07.803	48.228	1:56.031 (3)	67.63	2.435	09:30:04.356

P21	109 R	Marc BELL	Yamaha R6 5SL -			
IDEAL LAP TIME : 1:52.489		BEST LAP TIME : 1:53.752		DIFFERENCE : 1.263		
LAP	SECTOR 1	SECTOR 2	LAP TIME	MPH	DIFF	TIME OF DAY

1 -	1:10.802	48.649	1:59.451	65.70	5.699	09:18:41.691
2 -	1:52.086	48.107	2:40.193	48.99	46.441	09:21:21.884
3 -	1:08.353	46.956	1:55.309	68.06	1.557	09:23:17.193
4 -	1:06.615	48.404	1:55.019 (3)	68.23	1.267	09:25:12.212
5 -	1:06.757	46.995	1:53.752 (1)	68.99		09:27:05.964
6 -	1:05.533	48.254	1:53.787 (2)	68.97	0.035	09:28:59.751

Weather / Track : Cloudy / Dry

Cadwell Park
Circuit Length = 2.1800 miles
Start: 09:15 Flag 09:28 End: 09:30

BMCRC - MRO Championships 2021 - Rnd 3 @ Cadwell Park

BMCRC Thunderbike Sport & Rookie Minitwins

QUALIFYING - SECTOR ANALYSIS



SECTOR 1 = FL to I1, SECTOR 2 = I1 to FL, DIFF = Difference To Personal Best Lap, P = Crossed Finish Line in Pit Lane, D = Time Disallowed

P22 29 RMT Hayden KILLWORTH		Suzuki SV650 - BK Racing				
IDEAL LAP TIME : 1:53.969		BEST LAP TIME : 1:54.005		DIFFERENCE : 0.036		
LAP	SECTOR 1	SECTOR 2	LAP TIME	MPH	DIFF	TIME OF DAY
1 -	1:11.441	54.138	2:05.579	62.49	11.574	09:18:54.631
2 -	1:08.706	49.653	1:58.359	66.30	4.354	09:20:52.990
3 -	1:06.930	49.295	1:56.225	67.52	2.220	09:22:49.215
4 -	1:05.840	48.165	1:54.005 (1)	68.83		09:24:43.220
5 -	1:06.165	48.129	1:54.294 (2)	68.66	0.289	09:26:37.514
6 -	1:06.158	49.067	1:55.225 (3)	68.11	1.220	09:28:32.739
7 -	1:06.367	49.568	1:55.935	67.69	1.930	09:30:28.674

P23 260 RMT Greg PYMM		Suzuki SV650 -				
IDEAL LAP TIME : 1:53.001		BEST LAP TIME : 1:54.277		DIFFERENCE : 1.276		
LAP	SECTOR 1	SECTOR 2	LAP TIME	MPH	DIFF	TIME OF DAY
1 -	1:12.378	49.475	2:01.853	64.40	7.576	09:19:04.909
2 -	1:10.954	52.167	2:03.121	63.74	8.844	09:21:08.030
3 -	1:09.762	47.749	1:57.511 (3)	66.78	3.234	09:23:05.541
4 -	1:05.909	48.368	1:54.277 (1)	68.67		09:24:59.818
5 -	1:05.814	55.964	2:01.778	64.44	7.501	09:27:01.596
6 -	1:05.252	49.551	1:54.803 (2)	68.36	0.526	09:28:56.399

P24 919 RMT Andrew BELLIS		Suzuki SV 650 - Cunco Ltd				
IDEAL LAP TIME : 1:54.086		BEST LAP TIME : 1:54.411		DIFFERENCE : 0.325		
LAP	SECTOR 1	SECTOR 2	LAP TIME	MPH	DIFF	TIME OF DAY
1 -	1:13.774	52.535	2:06.309	62.13	11.898	09:18:51.508
2 -	1:08.901	49.705	1:58.606	66.16	4.195	09:20:50.114
3 -	1:08.717	48.773	1:57.490	66.79	3.079	09:22:47.604
4 -	1:06.528	48.089	1:54.617 (2)	68.47	0.206	09:24:42.221
5 -	1:06.750	47.661	1:54.411 (1)	68.59		09:26:36.632
6 -	1:06.455	49.299	1:55.754	67.79	1.343	09:28:32.386
7 -	1:06.425	49.198	1:55.623 (3)	67.87	1.212	09:30:28.009

P25 744 RMT Gary ANDERSON		Suzuki SV650 - A&M MOT Services. Guildford				
IDEAL LAP TIME : 1:54.055		BEST LAP TIME : 1:55.603		DIFFERENCE : 1.548		
LAP	SECTOR 1	SECTOR 2	LAP TIME	MPH	DIFF	TIME OF DAY
1 -	1:09.182	52.174	2:01.356	64.66	5.753	09:19:02.815
2 -	1:09.007	47.762	1:56.769 (3)	67.21	1.166	09:20:59.584
3 -	1:07.110	49.205	1:56.315 (2)	67.47	0.712	09:22:55.899
4 -	1:07.676	47.927	1:55.603 (1)	67.88		09:24:51.502

P26 101 Glen TRIPP		Honda CBR 600FW - yaki too racing				
IDEAL LAP TIME : 1:55.659		BEST LAP TIME : 1:55.768		DIFFERENCE : 0.109		
LAP	SECTOR 1	SECTOR 2	LAP TIME	MPH	DIFF	TIME OF DAY
1 -	1:13.725	51.589	2:05.314	62.62	9.546	09:19:08.590
2 -	1:10.451	49.544	1:59.995	65.40	4.227	09:21:08.585
3 -	1:10.541	49.867	2:00.408	65.17	4.640	09:23:08.993
4 -	1:07.433	48.648	1:56.081 (2)	67.60	0.313	09:25:05.074
5 -	1:08.358	49.525	1:57.883 (3)	66.57	2.115	09:27:02.957
6 -	1:07.542	48.226	1:55.768 (1)	67.79		09:28:58.725

Weather / Track : Cloudy / Dry

Cadwell Park
Circuit Length = 2.1800 miles
Start: 09:15 Flag 09:28 End: 09:30

BMCRC - MRO Championships 2021 - Rnd 3 @ Cadwell Park

BMCRC Thunderbike Sport & Rookie Minitwins

QUALIFYING - SECTOR ANALYSIS



SECTOR 1 = FL to I1, SECTOR 2 = I1 to FL, DIFF = Difference To Personal Best Lap, P = Crossed Finish Line in Pit Lane, D = Time Disallowed

P27 114 RMT Adam CAVEY		Suzuki SV650 - PogSpeed				
IDEAL LAP TIME : 1:56.001		BEST LAP TIME : 1:56.282		DIFFERENCE : 0.281		
LAP	SECTOR 1	SECTOR 2	LAP TIME	MPH	DIFF	TIME OF DAY
1 -	1:13.433	51.822	2:05.255	62.65	8.973	09:19:09.828
2 -	1:10.943	50.234	2:01.177	64.76	4.895	09:21:11.005
3 -	1:08.650	50.486	1:59.136	65.87	2.854	09:23:10.141
4 -	1:07.824	48.853	1:56.677 (2)	67.26	0.395	09:25:06.818
5 -	1:07.148	49.830	1:56.978 (3)	67.09	0.696	09:27:03.796
6 -	1:07.379	48.903	1:56.282 (1)	67.49		09:29:00.078

P28 58 RMT John CHANDLER		Suzuki SV650 - Anode Electronics				
IDEAL LAP TIME : 1:57.452		BEST LAP TIME : 1:57.452		DIFFERENCE : 0.000		
LAP	SECTOR 1	SECTOR 2	LAP TIME	MPH	DIFF	TIME OF DAY
1 -	1:18.968	52.055	2:11.023	59.89	13.571	09:19:13.919
2 -	1:15.035	50.365	2:05.400	62.58	7.948	09:21:19.319
3 -	1:11.683	51.101	2:02.784	63.91	5.332	09:23:22.103
4 -	1:10.516	49.214	1:59.730 (3)	65.54	2.278	09:25:21.833
5 -	1:09.111	49.314	1:58.425 (2)	66.27	0.973	09:27:20.258
6 -	1:08.402	49.050	1:57.452 (1)	66.81		09:29:17.710

P29 116 RMT Gareth FAITH		Suzuki SV650 - Sitramoto				
IDEAL LAP TIME : 1:57.776		BEST LAP TIME : 1:57.776		DIFFERENCE : 0.000		
LAP	SECTOR 1	SECTOR 2	LAP TIME	MPH	DIFF	TIME OF DAY
1 -	1:13.373	52.666	2:06.039	62.26	8.263	09:19:02.666
2 -	1:12.897	52.308	2:05.205	62.68	7.429	09:21:07.871
3 -	1:10.877	50.289	2:01.166	64.77	3.390	09:23:09.037
4 -	1:10.846	49.898	2:00.744 (3)	64.99	2.968	09:25:09.781
5 -	1:09.096	50.885	1:59.981 (2)	65.41	2.205	09:27:09.762
6 -	1:08.910	48.866	1:57.776 (1)	66.63		09:29:07.538

P30 138 RMT Craig JARMIN		Suzuki SV650 - BK Racing				
IDEAL LAP TIME : 1:56.816		BEST LAP TIME : 1:57.938		DIFFERENCE : 1.122		
LAP	SECTOR 1	SECTOR 2	LAP TIME	MPH	DIFF	TIME OF DAY
1 -	1:12.637	50.703	2:03.340	63.62	5.402	09:19:10.599
2 -	1:13.686	50.058	2:03.744	63.42	5.806	09:21:14.343
3 -	1:10.144	49.843	1:59.987	65.40	2.049	09:23:14.330
4 -	1:09.080	48.858	1:57.938 (1)	66.54		09:25:12.268
5 -	1:07.958	50.364	1:58.322 (2)	66.32	0.384	09:27:10.590
6 -	1:09.219	49.657	1:58.876 (3)	66.01	0.938	09:29:09.466

P31 130 RMT Vince JONES		Suzuki SV650 -				
IDEAL LAP TIME : 1:57.930		BEST LAP TIME : 1:58.095		DIFFERENCE : 0.165		
LAP	SECTOR 1	SECTOR 2	LAP TIME	MPH	DIFF	TIME OF DAY
1 -	1:13.460	53.516	2:06.976	61.80	8.881	09:18:51.640
2 -	1:13.776	52.044	2:05.820	62.37	7.725	09:20:57.460
3 -	1:11.107	50.607	2:01.714	64.47	3.619	09:22:59.174
4 -	1:09.972	49.632	1:59.604 (3)	65.61	1.509	09:24:58.778
5 -	1:09.315	49.996	1:59.311 (2)	65.77	1.216	09:26:58.089
6 -	1:08.298	49.797	1:58.095 (1)	66.45		09:28:56.184

BMCRC - MRO Championships 2021 - Rnd 3 @ Cadwell Park

BMCRC Thunderbike Sport & Rookie Minitwins

QUALIFYING - SECTOR ANALYSIS



SECTOR 1 = FL to I1, SECTOR 2 = I1 to FL, DIFF = Difference To Personal Best Lap, P = Crossed Finish Line in Pit Lane, D = Time Disallowed

P32 49 R Oli CHAYTOR		Yamaha R6 - PearTree Racing				
IDEAL LAP TIME : 1:57.993		BEST LAP TIME : 1:58.300		DIFFERENCE : 0.307		
LAP	SECTOR 1	SECTOR 2	LAP TIME	MPH	DIFF	TIME OF DAY
1 -	1:13.325	53.066	2:06.391	62.09	8.091	09:18:53.427
2 -	1:11.189	51.498	2:02.687	63.96	4.387	09:20:56.114
3 -	1:08.630	50.523	1:59.153 (3)	65.86	0.853	09:22:55.267
4 -	1:09.213	50.422	1:59.635	65.60	1.335	09:24:54.902
5 -	1:07.831	50.469	1:58.300 (1)	66.34		09:26:53.202
6 -	1:07.571	50.751	1:58.322 (2)	66.32	0.022	09:28:51.524

P33 455 RMT Tyler DONOVAN		Suzuki SV 650 -				
IDEAL LAP TIME : 1:58.414		BEST LAP TIME : 1:58.727		DIFFERENCE : 0.313		
LAP	SECTOR 1	SECTOR 2	LAP TIME	MPH	DIFF	TIME OF DAY
1 -	1:11.091	53.045	2:04.136	63.22	5.409	09:22:18.919
2 -	1:08.683	51.976	2:00.659	65.04	1.932	09:24:19.578
3 -	1:08.767	49.960	1:58.727 (1)	66.10		09:26:18.305
4 -	1:09.614	50.691	2:00.305 (3)	65.23	1.578	09:28:18.610
5 -	1:08.454	50.489	1:58.943 (2)	65.98	0.216	09:30:17.553

P34 139 R Rob MARLEY		Honda CBR600F3 - PearTree Racing				
IDEAL LAP TIME : 2:00.634		BEST LAP TIME : 2:00.764		DIFFERENCE : 0.130		
LAP	SECTOR 1	SECTOR 2	LAP TIME	MPH	DIFF	TIME OF DAY
1 -	1:14.315	53.840	2:08.155	61.23	7.391	09:19:08.734
2 -	1:15.627	53.394	2:09.021	60.82	8.257	09:21:17.755
3 -	1:12.392	51.416	2:03.808	63.38	3.044	09:23:21.563
4 -	1:11.175	51.940	2:03.115 (3)	63.74	2.351	09:25:24.678
5 -	1:09.922	50.842	2:00.764 (1)	64.98		09:27:25.442
6 -	1:10.237	50.712	2:00.949 (2)	64.88	0.185	09:29:26.391

P35 185 R Ben LOGAN		Kawasaki ZX6R -				
IDEAL LAP TIME : 2:01.930		BEST LAP TIME : 2:01.930		DIFFERENCE : 0.000		
LAP	SECTOR 1	SECTOR 2	LAP TIME	MPH	DIFF	TIME OF DAY
1 -	1:10.199	51.731	2:01.930 (1)	64.36		09:19:00.475

P36 193 RMT Tony BOTTO		Suzuki SV 650 - TB Motorcycles				
IDEAL LAP TIME : 2:21.717		BEST LAP TIME : 2:21.717		DIFFERENCE : 0.000		
LAP	SECTOR 1	SECTOR 2	LAP TIME	MPH	DIFF	TIME OF DAY
1 -	1:13.498	1:08.219	2:21.717 (1)	55.37		09:19:03.825

BMCRC - MRO Championships 2021 - Rnd 3 @ Cadwell Park

BMCRC Thunderbike Sport & Rookie Minitwins

QUALIFYING - BEST SECTORS

SECTOR 1			SECTOR 2			IDEAL / BEST COMPARISON						
POS	NO	NAME	TIME	NO	NAME	TIME	POS	NO	NAME	IDEAL	BEST	DIFF
									PERFECT LAP	1:41.653		
1	52	FRICKER	58.148	52	FRICKER	43.505	1	52	FRICKER	1:41.653	1:42.570	0.917
2	166	BAKER	1:00.452	123	FORSYTH	43.738	2	166	BAKER	1:44.515	1:44.515	0.000
3	72	GILLAM	1:00.631	48	WALLIS	43.932	3	48	WALLIS	1:44.882	1:45.104	0.222
4	624	FEDRICK	1:00.636	166	BAKER	44.063	4	624	FEDRICK	1:44.916	1:44.916	0.000
5	48	WALLIS	1:00.950	84	BRANCO	44.259	5	72	GILLAM	1:45.232	1:45.456	0.224
6	54	JAMISON	1:00.983	624	FEDRICK	44.280	6	54	JAMISON	1:45.552	1:45.552	0.000
7	25	DAY	1:01.175	81	MAY	44.292	7	25	DAY	1:45.618	1:45.618	0.000
8	84	BRANCO	1:01.504	25	DAY	44.443	8	123	FORSYTH	1:45.718	1:45.977	0.259
9	81	MAY	1:01.630	54	JAMISON	44.569	9	84	BRANCO	1:45.763	1:45.763	0.000
10	351	DIGBY-BAKER	1:01.757	72	GILLAM	44.601	10	81	MAY	1:45.922	1:46.259	0.337
11	123	FORSYTH	1:01.980	351	DIGBY-BAKER	44.807	11	351	DIGBY-BAKER	1:46.564	1:47.098	0.534
12	168	DALRYMPLE	1:02.076	168	DALRYMPLE	44.835	12	168	DALRYMPLE	1:46.911	1:47.424	0.513
13	75	MAY	1:02.887	234	FLUX	45.319	13	75	MAY	1:48.284	1:48.284	0.000
14	73	LECOQ	1:03.662	75	MAY	45.397	14	234	FLUX	1:49.258	1:50.201	0.943
15	234	FLUX	1:03.939	62	KING	45.952	15	73	LECOQ	1:50.575	1:51.792	1.217
16	333	STUBBERFIELD	1:04.640	73	LECOQ	46.913	16	62	KING	1:51.470	1:51.470	0.000
17	189	LAWSON	1:04.994	109	BELL	46.956	17	189	LAWSON	1:52.052	1:52.052	0.000
18	260	PYMM	1:05.252	189	LAWSON	47.058	18	109	BELL	1:52.489	1:53.752	1.263
19	62	KING	1:05.518	63	PERFITT	47.361	19	333	STUBBERFIELD	1:52.559	1:53.596	1.037
20	109	BELL	1:05.533	919	BELLIS	47.661	20	260	PYMM	1:53.001	1:54.277	1.276
21	63	PERFITT	1:05.736	260	PYMM	47.749	21	63	PERFITT	1:53.097	1:53.366	0.269
22	29	KILLWORTH	1:05.840	744	ANDERSON	47.762	22	29	KILLWORTH	1:53.969	1:54.005	0.036
23	744	ANDERSON	1:06.293	333	STUBBERFIELD	47.919	23	744	ANDERSON	1:54.055	1:55.603	1.548
24	919	BELLIS	1:06.425	29	KILLWORTH	48.129	24	919	BELLIS	1:54.086	1:54.411	0.325
25	114	CAVEY	1:07.148	101	TRIPP	48.226	25	101	TRIPP	1:55.659	1:55.768	0.109
26	101	TRIPP	1:07.433	114	CAVEY	48.853	26	114	CAVEY	1:56.001	1:56.282	0.281
27	49	CHAYTOR	1:07.571	138	JARMIN	48.858	27	138	JARMIN	1:56.816	1:57.938	1.122
28	138	JARMIN	1:07.958	116	FAITH	48.866	28	58	CHANDLER	1:57.452	1:57.452	0.000
29	130	JONES	1:08.298	58	CHANDLER	49.050	29	116	FAITH	1:57.776	1:57.776	0.000
30	58	CHANDLER	1:08.402	130	JONES	49.632	30	130	JONES	1:57.930	1:58.095	0.165
31	455	DONOVAN	1:08.454	455	DONOVAN	49.960	31	49	CHAYTOR	1:57.993	1:58.300	0.307
32	116	FAITH	1:08.910	49	CHAYTOR	50.422	32	455	DONOVAN	1:58.414	1:58.727	0.313
33	139	MARLEY	1:09.922	139	MARLEY	50.712	33	139	MARLEY	2:00.634	2:00.764	0.130
34	185	LOGAN	1:10.199	185	LOGAN	51.731	34	185	LOGAN	2:01.930	2:01.930	0.000
35	193	BOTTO	1:13.498	193	BOTTO	1:08.219	35	193	BOTTO	2:21.717	2:21.717	0.000
36							36	961	SIM		1:41.885	
37												

Weather / Track : Cloudy / Dry

Results can be found at www.tsl-timing.com

Cadwell Park

Circuit Length = 2.1800 miles

Start: 09:15 Flag 09:28 End: 09:30

Printed - 09:33 Saturday, 26 June 2021

BMCRC - MRO Championships 2021 - Rnd 3 @ Cadwell Park

BMCRC Thunderbike Sport & Rookie Minitwins

QUALIFYING - STATISTICS

Competitors Started 37
Planned Start 2021-06-26 @ 09:17:00.000
Actual Start 2021-06-26 @ 09:15:50.341
Finish Time 2021-06-26 @ 09:28:50.246
Track Length 2.1800mi.
Total Laps 214
Total Distance Covered 466.5239mi.

Session Fastest Lap History

NO	CL	NAME	LAP TIME	TIME OF DAY	LAP	VEHICLE
62	RMT	James KING	1:51.470	09:18:19.996	1	Suzuki SV650
961		Jack SIM	1:50.426	09:18:21.531	1	Yamaha R6
961		Jack SIM	1:44.188	09:20:05.719	2	Yamaha R6
961		Jack SIM	1:42.388	09:21:48.107	3	Yamaha R6
961		Jack SIM	1:42.047	09:23:30.154	4	Yamaha R6
961		Jack SIM	1:41.885	09:25:12.039	5	Yamaha R6

Flag History

TYPE	TIME OF DAY
GREEN	09:15:50.341
FINISH	09:28:50.246

Flag Statistics

TYPE	COUNT	TOTAL LAPS	TOTAL TIME
Green	1	8	14:51.850
Red	0	0	0.000
Safety Car	0	0	0.000
FCY	0	0	0.000

BMCRC - MRO Championships 2021 - Rnd 3 @ Cadwell Park

BMCRC Thunderbike Sport & Rookie Minitwins

QUALIFYING - STATISTICS

CLASS :

11 Starters

Fastest Lap History

NO	NAME	LAP TIME	TIME OF DAY	LAP	VEHICLE
961	Jack SIM	1:50.426	09:18:21.531	1	Yamaha R6
961	Jack SIM	1:44.188	09:20:05.719	2	Yamaha R6
961	Jack SIM	1:42.388	09:21:48.107	3	Yamaha R6
961	Jack SIM	1:42.047	09:23:30.154	4	Yamaha R6
961	Jack SIM	1:41.885	09:25:12.039	5	Yamaha R6

Weather / Track : Cloudy / Dry

Results can be found at www.tsl-timing.com

Page 2 of 4

Cadwell Park
Circuit Length = 2.1800 miles
Start: 09:15 Flag 09:28 End: 09:30

Printed - 09:33 Saturday, 26 June 2021

BMCRC - MRO Championships 2021 - Rnd 3 @ Cadwell Park

BMCRC Thunderbike Sport & Rookie Minitwins

QUALIFYING - STATISTICS

CLASS : R

6 Starters

Fastest Lap History

NO	NAME	LAP TIME	TIME OF DAY	LAP	VEHICLE
333	Mark STUBBERFIELD	1:59.914	09:18:28.974	1	Suzuki SV650 SUPERTWIN
168	Aaron DALRYMPLE	1:59.075	09:18:29.990	1	Suzuki GSXR 600
168	Aaron DALRYMPLE	1:50.267	09:20:20.257	2	Suzuki GSXR 600
168	Aaron DALRYMPLE	1:49.104	09:22:09.361	3	Suzuki GSXR 600
168	Aaron DALRYMPLE	1:49.041	09:23:58.402	4	Suzuki GSXR 600
168	Aaron DALRYMPLE	1:47.680	09:25:46.081	5	Suzuki GSXR 600
168	Aaron DALRYMPLE	1:47.567	09:27:33.649	6	Suzuki GSXR 600
168	Aaron DALRYMPLE	1:47.424	09:29:21.073	7	Suzuki GSXR 600

Weather / Track : Cloudy / Dry

Results can be found at www.tsl-timing.com

Page 3 of 4

Cadwell Park
Circuit Length = 2.1800 miles
Start: 09:15 Flag 09:28 End: 09:30

Printed - 09:33 Saturday, 26 June 2021

BMCRC - MRO Championships 2021 - Rnd 3 @ Cadwell Park

BMCRC Thunderbike Sport & Rookie Minitwins

QUALIFYING - STATISTICS

CLASS : RMT

20 Starters

Fastest Lap History

NO	NAME	LAP TIME	TIME OF DAY	LAP	VEHICLE
62	James KING	1:51.470	09:18:19.996	1	Suzuki SV650
72	Mark GILLAM	1:49.780	09:20:13.951	2	Suzuki SV650
72	Mark GILLAM	1:46.951	09:22:00.901	3	Suzuki SV650
72	Mark GILLAM	1:45.602	09:23:46.503	4	Suzuki SV650
72	Mark GILLAM	1:45.456	09:29:05.921	7	Suzuki SV650
166	Nicholas BAKER	1:44.515	09:29:45.445	7	Suzuki SV650

BMCRC - MRO Championships 2021 - Rnd 3 @ Cadwell Park

BMCRC Thunderbike Sport & Rookie Minitwins

RACE 2 - GRID (7 Laps)

ROW 13	37	188	Tim FRAMPTON	38	22	Matthew MAY	39	80	Stephen LANE
ROW 12				34	139	Rob MARLEY	35	185	Ben LOGAN
ROW 11	31	130	Vince JONES	32	49	Oli CHAYTOR	33	455	Tyler DONOVAN
ROW 10				28	58	John CHANDLER	29	116	Gareth FAITH
ROW 9	25	744	Gary ANDERSON	26	101	Glen TRIPP	27	114	Adam CAVEY
ROW 8				22	29	Hayden KILLWORTH	23	260	Greg PYMM
ROW 7	19	63	Stephen PERFITT	20	333	Mark STUBBERFIELD	21	109	Marc BELL
ROW 6				16	62	James KING	17	73	Esteban LECOQ
ROW 5	13	168	Aaron DALRYMPLE	14	75	Stewart MAY	15	234	Andrew FLUX
ROW 4				10	123	Adam FORSYTH	11	81	Malvern MAY
ROW 3	7	54	Adam JAMISON	8	25	Harrison DAY	9	84	Ricardo BRANCO
ROW 2				4	624	Matthew FEDRICK	5	48	Shaun WALLIS
ROW 1	1	961	Jack SIM	2	52	Elliot FRICKER	3	166	Nicholas BAKER
			Pole						

Cadwell Park

Circuit Length = 2.1800 miles

These results are provisional until the conclusion of any judicial and technical matters.

Clerk Of Course :	Stewards :	Timekeeper : Sarah Evans
-------------------	------------	--------------------------

Results can be found at www.tsl-timing.com

Printed - 09:33 Saturday, 26 June 2021



BMCRC - MRO Championships 2021 - Rnd 3 @ Cadwell Park



BMCRC Thunderbike Sport & Rookie Minitwins

RACE 2 - CLASSIFICATION

POS	NO	CL	PIC NAME	ENTRY	LAPS	TIME	GAP	DIFF	MPH	BEST	ON
1	961		1 Jack SIM	Yamaha R6 - Platform Lift Engineers Ltd	7	11:43.354			78.10	1:38.226	3
2	52		2 Elliot FRICKER	Honda CBR600 - Petwise.org, S&S, Ride in Bike T	7	11:54.923	11.569	11.569	76.84	1:39.538	3
3	54		3 Adam JAMISON	Yamaha R6 - Team AJR	7	12:03.316	19.962	8.393	75.95	1:41.426	7
4	624		4 Matthew FEDRICK	Yamaha R6 - Matthew Fedrick farriers ltd/ Palmer R	7	12:03.774	20.420	0.458	75.90	1:42.180	7
5	81		5 Malvern MAY	Honda CBR600RR -	7	12:08.038	24.684	4.264	75.45	1:42.076	6
6	84		6 Ricardo BRANCO	Yamaha R6 - IMP Racing	7	12:08.171	24.817	0.133	75.44	1:42.586	7
7	48		7 Shaun WALLIS	Yamaha R6 - MBC Despatch Racing	7	12:13.446	30.092	5.275	74.90	1:43.584	6
8	25		8 Harrison DAY	Honda CBR 600 -	7	12:14.288	30.934	0.842	74.81	1:43.370	3
9	351		9 Sam DIGBY-BAKER	Yamaha R6 -	7	12:15.303	31.949	1.015	74.71	1:43.012	4
10	166	RMT	1 Nicholas BAKER	Suzuki SV650 - K66	7	12:16.229	32.875	0.926	74.61	1:43.409	3
11	123	RMT	2 Adam FORSYTH	Suzuki SV650 - Rock Oil	7	12:29.566	46.212	13.337	73.29	1:45.169	2
12	168	R	1 Aaron DALRYMPLE	Suzuki GSXR 600 -	7	12:36.238	52.884	6.672	72.64	1:45.110	3
13	234	RMT	3 Andrew FLUX	Suzuki SV650 - Mach 1 Automotive LTD	7	12:37.722	54.368	1.484	72.50	1:46.118	2
14	109	R	2 Marc BELL	Yamaha R6 5SL -	7	12:57.726	1:14.372	20.004	70.63	1:48.455	7
15	22		10 Matthew MAY	Honda CBR600FY - Late Breakers	7	13:06.816	1:23.462	9.090	69.82	1:49.602	5
16	189	RMT	4 Mark LAWSON	Suzuki SV 650 - Crawfords metal detectors	7	13:07.225	1:23.871	0.409	69.78	1:49.497	5
17	63	RMT	5 Stephen PERFITT	Suzuki SV650 - PKP Services Ltd	7	13:09.619	1:26.265	2.394	69.57	1:50.637	7
18	62	RMT	6 James KING	Suzuki SV650 - King and Drury construction	7	13:09.788	1:26.434	0.169	69.55	1:49.860	5
19	919	RMT	7 Andrew BELLIS	Suzuki SV 650 - Cunco Ltd	7	13:10.551	1:27.197	0.763	69.49	1:50.059	5
20	49	R	3 Oli CHAYTOR	Yamaha R6 - PearTree Racing	7	13:24.108	1:40.754	13.557	68.31	1:52.209	7
21	101		11 Glen TRIPP	Honda CBR 600FW - yaki too racing	7	13:24.224	1:40.870	0.116	68.30	1:51.854	7
22	138	RMT	8 Craig JARMIN	Suzuki SV650 - BK Racing	7	13:25.145	1:41.791	0.921	68.23	1:51.521	7
23	114	RMT	9 Adam CAVEY	Suzuki SV650 - PogSpeed	7	13:25.468	1:42.114	0.323	68.20	1:52.264	7
24	29	RMT	10 Hayden KILLWORTH	Suzuki SV650 - BK Racing	7	13:28.406	1:45.052	2.938	67.95	1:51.438	7
25	455	RMT	11 Tyler DONOVAN	Suzuki SV 650 -	7	13:38.082	1:54.728	9.676	67.15	1:53.687	5
26	139	R	4 Rob MARLEY	Honda CBR600F3 - PearTree Racing	6	11:49.128	1 Lap	1 Lap	66.40	1:54.099	4
27	185	R	5 Ben LOGAN	Kawasaki ZX6R -	6	11:53.534	1 Lap	4.406	65.99	1:55.555	6
28	193	RMT	12 Tony BOTTO	Suzuki SV 650 - TB Motorcycles	6	11:53.771	1 Lap	0.237	65.97	1:54.148	6
29	130	RMT	13 Vince JONES	Suzuki SV650 -	6	11:54.406	1 Lap	0.635	65.91	1:55.605	6
30	58	RMT	14 John CHANDLER	Suzuki SV650 - Anode Electronics	6	11:54.748	1 Lap	0.342	65.88	1:54.975	4
31	188	RMT	15 Tim FRAMPTON	Suzuki SV650 -	6	12:00.540	1 Lap	5.792	65.35	1:55.776	5
32	116	RMT	16 Gareth FAITH	Suzuki SV650 - Sitramoto	6	12:10.915	1 Lap	10.375	64.42	1:57.406	3

NOT CLASSIFIED

DNF	260	RMT	Greg PYMM	Suzuki SV650 -	6	11:21.409	1 Lap		69.10	1:49.979	5
DNF	333	R	Mark STUBBERFIELD	Suzuki SV650 SUPERTWIN -	4	7:36.431	3 Laps	2 Laps	68.77	1:50.949	2
DNF	72	RMT	Mark GILLAM	Suzuki SV650 - No More Straps Ltd	3	5:20.633	4 Laps	1 Lap	73.43	1:44.156	3
DNF	73	RMT	Esteban LECOQ	Suzuki SV650 SK5 -	0						
NS	75		Stewart MAY	Honda CBR600F3 - Moths in the wallet	0						
NS	744	RMT	Gary ANDERSON	Suzuki SV650 - A&M MOT Services. Guildford	0						
NS	80	R	Stephen LANE	Kawasaki ZX6R -	0						

FASTEST LAP

961			Jack SIM	Yamaha R6 - Platform Lift Engineers Ltd	3	1:38.226		79.89 mph	128.58 kph
166	RMT		Nicholas BAKER	Suzuki SV650 - K66	3	1:43.409		75.89 mph	122.13 kph
168	R		Aaron DALRYMPLE	Suzuki GSXR 600 -	3	1:45.110		74.66 mph	120.16 kph

Class - 92.5% of Race Speed = 72.24 mph
 Class RMT - 92.5% of Race Speed = 69.01 mph
 Class R - 92.5% of Race Speed = 67.19 mph

Cadwell Park: 2.1800 miles
 Race Distance: 7 Laps / 15.26 miles
 Start: 12:02 Flag 12:14 End: 12:17

Weather / Track : Cloudy / Dry

These results are provisional until the conclusion of any judicial and technical matters.

Clerk Of Course :	Stewards :	Timekeeper : Sarah Evans
-------------------	------------	--------------------------

Results can be found at www.tsl-timing.com

Printed - 12:20 Saturday, 26 June 2021



BMCRC - MRO Championships 2021 - Rnd 3 @ Cadwell Park

BMCRC Thunderbike Sport & Rookie Minitwins

RACE 2 - LAP CHART

LAP 1 @ 12:04:31.681		
NO	BEHIND	LAP TIME

961		1:44.743
52	0.531	1:45.274
624	3.286	1:48.029
84	5.111	1:49.854
54	5.297	1:50.040
48	5.798	1:50.541
72	6.504	1:51.247
25	6.546	1:51.289
81	6.753	1:51.496
166	7.308	1:52.051
123	7.553	1:52.296
351	7.746	1:52.489
168	9.451	1:54.194
234	10.173	1:54.916
63	14.214	1:58.957
109	14.796	1:59.539
333	16.349	2:01.092
189	16.483	2:01.226
260	16.965	2:01.708
919	17.968	2:02.711
62	18.583	2:03.326
22	18.886	2:03.629
101	19.121	2:03.864
138	19.998	2:04.741
114	20.607	2:05.350
49	21.093	2:05.836
130	23.052	2:07.795
455	23.385	2:08.128
29	23.982	2:08.725
185	26.089	2:10.832
193	26.556	2:11.299
58	26.685	2:11.428
139	26.839	2:11.582
116	27.841	2:12.584
188	28.752	2:13.495

LAP 2 @ 12:06:10.720		
NO	BEHIND	LAP TIME

961		1:39.039
52	1.237	1:39.745
624	7.179	1:42.932
54	8.640	1:42.382
84	9.956	1:43.884
48	10.454	1:43.695
81	10.782	1:43.068
25	11.820	1:44.313
166	12.394	1:44.125
72	12.695	1:45.230
351	12.941	1:44.234
123	13.683	1:45.169
168	16.536	1:46.124
234	17.252	1:46.118
63	27.271	1:52.096
109	27.437	1:51.680
333	28.259	1:50.949
189	29.615	1:52.171
22	30.055	1:50.208
260	30.704	1:52.778
919	31.161	1:52.232
62	31.705	1:52.161
101	33.144	1:53.062
138	34.071	1:53.112

114	35.227	1:53.659
49	35.962	1:53.908
455	40.315	1:55.969
29	40.962	1:56.019
130	41.845	1:57.832
185	44.191	1:57.141
139	44.445	1:56.645
193	46.209	1:58.692
58	46.428	1:58.782
116	47.797	1:58.995
188	48.916	1:59.203

LAP 3 @ 12:07:48.946		
NO	BEHIND	LAP TIME

961		1:38.226
52	2.549	1:39.538
624	12.239	1:43.286
54	12.348	1:41.934
84	14.394	1:42.664
81	14.650	1:42.094
48	16.075	1:43.847
25	16.964	1:43.370
166	17.577	1:43.409
351	18.033	1:43.318
72	18.625	1:44.156
123	21.633	1:46.176
168	23.420	1:45.110
234	26.044	1:47.018
109	39.566	1:50.355
63	41.991	1:52.946
333	42.133	1:52.100
22	42.739	1:50.910
260	43.326	1:50.848
189	43.513	1:52.124
62	44.927	1:51.448
919	44.972	1:52.037
101	49.322	1:54.404
138	49.880	1:54.035
114	50.498	1:53.497
49	50.794	1:53.058
29	56.897	1:54.161
455	57.689	1:55.600
130	1:00.575	1:56.956
139	1:03.723	1:57.504
185	1:03.779	1:57.814
193	1:04.903	1:56.920
58	1:05.242	1:57.040
116	1:06.977	1:57.406
188	1:08.617	1:57.927

LAP 4 @ 12:09:27.650		
NO	BEHIND	LAP TIME

961		1:38.704
52	3.958	1:40.113
624	15.861	1:42.326
54	16.248	1:42.604
84	18.773	1:43.083
81	19.131	1:43.185
48	21.161	1:43.790
25	21.978	1:43.718
351	22.341	1:43.012
166	22.935	1:44.062
123	29.508	1:46.579
168	31.802	1:47.086

234	35.570	1:48.230
109	50.627	1:49.765
22	54.705	1:50.670
333	55.719	1:52.290
63	55.964	1:52.677
189	56.301	1:51.492
62	57.393	1:51.170
260	57.823	1:53.201
919	58.470	1:52.202
49	1:04.504	1:52.414
101	1:05.372	1:54.754
138	1:06.349	1:55.173
114	1:06.924	1:55.130
29	1:11.540	1:53.347
455	1:13.481	1:54.496
130	1:18.624	1:56.753
139	1:19.118	1:54.099
185	1:20.766	1:55.691
58	1:21.513	1:54.975
193	1:22.458	1:56.259
188	1:27.800	1:57.887
116	1:28.472	2:00.199

LAP 5 @ 12:11:06.995		
NO	BEHIND	LAP TIME

961		1:39.345
52	6.119	1:41.506
624	18.824	1:42.308
54	19.024	1:42.121
84	22.227	1:42.799
81	22.422	1:42.636
48	25.835	1:44.019
25	26.631	1:43.998
351	27.322	1:44.326
166	28.051	1:44.461
123	37.812	1:47.649
168	39.698	1:47.241
234	43.689	1:47.464
109	1:00.441	1:49.159
22	1:04.962	1:49.602
189	1:06.453	1:49.497
63	1:07.483	1:50.864
62	1:07.908	1:49.860
260	1:08.457	1:49.979
919	1:09.184	1:50.059
49	1:18.645	1:53.486
101	1:19.288	1:53.261
114	1:20.359	1:52.780
138	1:20.559	1:53.555
29	1:24.811	1:52.616
455	1:27.823	1:53.687
139	1:34.331	1:54.558
185	1:37.922	1:56.501
130	1:38.744	1:59.465
58	1:38.771	1:56.603
193	1:39.566	1:56.453

LAP 6 @ 12:12:49.343		
NO	BEHIND	LAP TIME

961		1:42.348
188	1 Lap	1:55.776
52	6.816	1:43.045
116	1 Lap	2:01.158
624	19.189	1:42.713

54	19.485	1:42.809
81	22.150	1:42.076
84	23.180	1:43.301
48	27.071	1:43.584
25	27.988	1:43.705
351	28.969	1:43.995
166	29.643	1:43.940
123	41.508	1:46.044
168	44.467	1:47.117
234	48.945	1:47.604
109	1:06.866	1:48.773
22	1:14.280	1:51.666
189	1:14.483	1:50.378
63	1:16.577	1:51.442
62	1:16.877	1:51.317
919	1:17.941	1:51.105
260	1:19.004	1:52.895
49	1:29.494	1:53.197
101	1:29.965	1:53.025
114	1:30.799	1:52.788
138	1:31.219	1:53.008
29	1:34.563	1:52.100
455	1:40.114	1:54.639

LAP 7 @ 12:14:30.292		
NO	BEHIND	LAP TIME

961		1:40.949
139	1 Lap	1:54.740
185	1 Lap	1:55.555
193	1 Lap	1:54.148
130	1 Lap	1:55.605
58	1 Lap	1:55.920
52	11.569	1:45.702
188	1 Lap	1:56.252
54	19.962	1:41.426
624	20.420	1:42.180
81	24.684	1:43.483
84	24.817	1:42.586
116	1 Lap	2:00.573
48	30.092	1:43.970
25	30.934	1:43.895
351	31.949	1:43.929
166	32.875	1:44.181
123	46.212	1:45.653
168	52.884	1:49.366
234	54.368	1:46.372
109	1:14.372	1:48.455
22	1:23.462	1:50.131
189	1:23.871	1:50.337
63	1:26.265	1:50.637
62	1:26.434	1:50.506
919	1:27.197	1:50.205
49	1:40.754	1:52.209
101	1:40.870	1:51.854
138	1:41.791	1:51.521
114	1:42.114	1:52.264
29	1:45.052	1:51.438
455	1:54.728	1:55.563

Weather / Track : Cloudy / Dry

Cadwell Park
Circuit Length = 2.1800 miles
Start: 12:02 Flag 12:14 End: 12:17

Results can be found at www.tsl-timing.com

Printed - 12:21 Saturday, 26 June 2021

BMCRC - MRO Championships 2021 - Rnd 3 @ Cadwell Park

BMCRC Thunderbike Sport & Rookie Minitwins

RACE 2 - SECTOR ANALYSIS



SECTOR 1 = FL to I1, SECTOR 2 = I1 to FL, DIFF = Difference To Personal Best Lap, P = Crossed Finish Line in Pit Lane, D = Time Disallowed

P1 961		Jack SIM		Yamaha R6 - Platform Lift Engineers Ltd		
IDEAL LAP TIME : 1:38.226		BEST LAP TIME : 1:38.226		DIFFERENCE : 0.000		
LAP	SECTOR 1	SECTOR 2	LAP TIME	MPH	DIFF	TIME OF DAY
1 -		42.125	1:44.743	74.92	6.517	12:04:31.681
2 -	57.466	41.573	1:39.039 (3)	79.24	0.813	12:06:10.720
3 -	57.191	41.035	1:38.226 (1)	79.89		12:07:48.946
4 -	57.317	41.387	1:38.704 (2)	79.51	0.478	12:09:27.650
5 -	57.573	41.772	1:39.345	78.99	1.119	12:11:06.995
6 -	58.261	44.087	1:42.348	76.68	4.122	12:12:49.343
7 -	58.634	42.315	1:40.949	77.74	2.723	12:14:30.292

P2 52		Elliot FRICKER		Honda CBR600 - Petwise.org, S&S, Ride in Bike Tyres		
IDEAL LAP TIME : 1:39.460		BEST LAP TIME : 1:39.538		DIFFERENCE : 0.078		
LAP	SECTOR 1	SECTOR 2	LAP TIME	MPH	DIFF	TIME OF DAY
1 -		42.087	1:45.274	74.54	5.736	12:04:32.212
2 -	57.687	42.058	1:39.745 (2)	78.68	0.207	12:06:11.957
3 -	57.402	42.136	1:39.538 (1)	78.84		12:07:51.495
4 -	57.701	42.412	1:40.113 (3)	78.39	0.575	12:09:31.608
5 -	58.749	42.757	1:41.506	77.31	1.968	12:11:13.114
6 -	59.240	43.805	1:43.045	76.16	3.507	12:12:56.159
7 -	59.490	46.212	1:45.702	74.24	6.164	12:14:41.861

P3 54		Adam JAMISON		Yamaha R6 - Team AJR		
IDEAL LAP TIME : 1:41.396		BEST LAP TIME : 1:41.426		DIFFERENCE : 0.030		
LAP	SECTOR 1	SECTOR 2	LAP TIME	MPH	DIFF	TIME OF DAY
1 -		44.100	1:50.040	71.31	8.614	12:04:36.978
2 -	59.684	42.698	1:42.382	76.65	0.956	12:06:19.360
3 -	58.966	42.968	1:41.934 (2)	76.99	0.508	12:08:01.294
4 -	59.507	43.097	1:42.604	76.48	1.178	12:09:43.898
5 -	59.286	42.835	1:42.121 (3)	76.85	0.695	12:11:26.019
6 -	59.370	43.439	1:42.809	76.33	1.383	12:13:08.828
7 -	58.698	42.728	1:41.426 (1)	77.37		12:14:50.254

P4 624		Matthew FEDRICK		Yamaha R6 - Matthew Fedrick farriers ltd/ Palmer Race Skool		
IDEAL LAP TIME : 1:42.180		BEST LAP TIME : 1:42.180		DIFFERENCE : 0.000		
LAP	SECTOR 1	SECTOR 2	LAP TIME	MPH	DIFF	TIME OF DAY
1 -		43.104	1:48.029	72.64	5.849	12:04:34.967
2 -	59.252	43.680	1:42.932	76.24	0.752	12:06:17.899
3 -	59.544	43.742	1:43.286	75.98	1.106	12:08:01.185
4 -	59.177	43.149	1:42.326 (3)	76.69	0.146	12:09:43.511
5 -	59.244	43.064	1:42.308 (2)	76.71	0.128	12:11:25.819
6 -	59.249	43.464	1:42.713	76.40	0.533	12:13:08.532
7 -	59.176	43.004	1:42.180 (1)	76.80		12:14:50.712

P5 81		Malvern MAY		Honda CBR600RR -		
IDEAL LAP TIME : 1:41.808		BEST LAP TIME : 1:42.076		DIFFERENCE : 0.268		
LAP	SECTOR 1	SECTOR 2	LAP TIME	MPH	DIFF	TIME OF DAY
1 -		44.396	1:51.496	70.38	9.420	12:04:38.434
2 -	1:00.100	42.968	1:43.068	76.14	0.992	12:06:21.502
3 -	59.160	42.934	1:42.094 (2)	76.87	0.018	12:08:03.596
4 -	1:00.007	43.178	1:43.185	76.05	1.109	12:09:46.781
5 -	59.988	42.648	1:42.636 (3)	76.46	0.560	12:11:29.417
6 -	59.306	42.770	1:42.076 (1)	76.88		12:13:11.493
7 -	59.630	43.853	1:43.483	75.83	1.407	12:14:54.976

Weather / Track : Cloudy / Dry

Cadwell Park
Circuit Length = 2.1800 miles
Start: 12:02 Flag 12:14 End: 12:17

BMCRC - MRO Championships 2021 - Rnd 3 @ Cadwell Park

BMCRC Thunderbike Sport & Rookie Minitwins

RACE 2 - SECTOR ANALYSIS



SECTOR 1 = FL to I1, SECTOR 2 = I1 to FL, DIFF = Difference To Personal Best Lap, P = Crossed Finish Line in Pit Lane, D = Time Disallowed

P6 84		Ricardo BRANCO		Yamaha R6 - IMP Racing		
IDEAL LAP TIME : 1:41.591		BEST LAP TIME : 1:42.586		DIFFERENCE : 0.995		
LAP	SECTOR 1	SECTOR 2	LAP TIME	MPH	DIFF	TIME OF DAY
1 -		44.061	1:49.854	71.44	7.268	12:04:36.792
2 -	1:00.506	43.378	1:43.884	75.54	1.298	12:06:20.676
3 -	59.488	43.176	1:42.664 (2)	76.44	0.078	12:08:03.340
4 -	59.740	43.343	1:43.083	76.13	0.497	12:09:46.423
5 -	59.864	42.935	1:42.799 (3)	76.34	0.213	12:11:29.222
6 -	59.517	43.784	1:43.301	75.97	0.715	12:13:12.523
7 -	58.656	43.930	1:42.586 (1)	76.50		12:14:55.109

P7 48		Shaun WALLIS		Yamaha R6 - MBC Despatch Racing		
IDEAL LAP TIME : 1:43.467		BEST LAP TIME : 1:43.584		DIFFERENCE : 0.117		
LAP	SECTOR 1	SECTOR 2	LAP TIME	MPH	DIFF	TIME OF DAY
1 -		44.265	1:50.541	70.99	6.957	12:04:37.479
2 -	1:00.285	43.410	1:43.695 (2)	75.68	0.111	12:06:21.174
3 -	1:00.278	43.569	1:43.847	75.57	0.263	12:08:05.021
4 -	1:00.601	43.189	1:43.790 (3)	75.61	0.206	12:09:48.811
5 -	1:00.681	43.338	1:44.019	75.44	0.435	12:11:32.830
6 -	1:00.308	43.276	1:43.584 (1)	75.76		12:13:16.414
7 -	1:00.623	43.347	1:43.970	75.48	0.386	12:15:00.384

P8 25		Harrison DAY		Honda CBR 600 -		
IDEAL LAP TIME : 1:43.334		BEST LAP TIME : 1:43.370		DIFFERENCE : 0.036		
LAP	SECTOR 1	SECTOR 2	LAP TIME	MPH	DIFF	TIME OF DAY
1 -		44.337	1:51.289	70.51	7.919	12:04:38.227
2 -	1:00.523	43.790	1:44.313	75.23	0.943	12:06:22.540
3 -	59.807	43.563	1:43.370 (1)	75.92		12:08:05.910
4 -	1:00.191	43.527	1:43.718 (3)	75.66	0.348	12:09:49.628
5 -	1:00.291	43.707	1:43.998	75.46	0.628	12:11:33.626
6 -	59.994	43.711	1:43.705 (2)	75.67	0.335	12:13:17.331
7 -	1:00.177	43.718	1:43.895	75.53	0.525	12:15:01.226

P9 351		Sam DIGBY-BAKER		Yamaha R6 -		
IDEAL LAP TIME : 1:42.852		BEST LAP TIME : 1:43.012		DIFFERENCE : 0.160		
LAP	SECTOR 1	SECTOR 2	LAP TIME	MPH	DIFF	TIME OF DAY
1 -		43.977	1:52.489	69.76	9.477	12:04:39.427
2 -	1:00.417	43.817	1:44.234	75.29	1.222	12:06:23.661
3 -	59.852	43.466	1:43.318 (2)	75.96	0.306	12:08:06.979
4 -	59.386	43.626	1:43.012 (1)	76.18		12:09:49.991
5 -	1:00.428	43.898	1:44.326	75.22	1.314	12:11:34.317
6 -	59.754	44.241	1:43.995	75.46	0.983	12:13:18.312
7 -	59.863	44.066	1:43.929 (3)	75.51	0.917	12:15:02.241

P10 166 RMT		Nicholas BAKER		Suzuki SV650 - K66		
IDEAL LAP TIME : 1:43.409		BEST LAP TIME : 1:43.409		DIFFERENCE : 0.000		
LAP	SECTOR 1	SECTOR 2	LAP TIME	MPH	DIFF	TIME OF DAY
1 -		43.917	1:52.051	70.03	8.642	12:04:38.989
2 -	59.963	44.162	1:44.125	75.37	0.716	12:06:23.114
3 -	59.891	43.518	1:43.409 (1)	75.89		12:08:06.523
4 -	1:00.308	43.754	1:44.062 (3)	75.41	0.653	12:09:50.585
5 -	1:00.089	44.372	1:44.461	75.12	1.052	12:11:35.046
6 -	59.903	44.037	1:43.940 (2)	75.50	0.531	12:13:18.986
7 -	1:00.566	43.615	1:44.181	75.33	0.772	12:15:03.167

Weather / Track : Cloudy / Dry

Cadwell Park
Circuit Length = 2.1800 miles
Start: 12:02 Flag 12:14 End: 12:17

BMCRC - MRO Championships 2021 - Rnd 3 @ Cadwell Park

BMCRC Thunderbike Sport & Rookie Minitwins

RACE 2 - SECTOR ANALYSIS



SECTOR 1 = FL to I1, SECTOR 2 = I1 to FL, DIFF = Difference To Personal Best Lap, P = Crossed Finish Line in Pit Lane, D = Time Disallowed

P11 123 RMT Adam FORSYTH		Suzuki SV650 - Rock Oil				
IDEAL LAP TIME : 1:45.169		BEST LAP TIME : 1:45.169		DIFFERENCE : 0.000		
LAP	SECTOR 1	SECTOR 2	LAP TIME	MPH	DIFF	TIME OF DAY
1 -		44.404	1:52.296	69.88	7.127	12:04:39.234
2 -	1:01.554	43.615	1:45.169 (1)	74.62		12:06:24.403
3 -	1:01.885	44.291	1:46.176	73.91	1.007	12:08:10.579
4 -	1:02.807	43.772	1:46.579	73.63	1.410	12:09:57.158
5 -	1:03.633	44.016	1:47.649	72.90	2.480	12:11:44.807
6 -	1:02.010	44.034	1:46.044 (3)	74.00	0.875	12:13:30.851
7 -	1:01.632	44.021	1:45.653 (2)	74.28	0.484	12:15:16.504

P12 168 R Aaron DALRYMPLE		Suzuki GSXR 600 -				
IDEAL LAP TIME : 1:44.801		BEST LAP TIME : 1:45.110		DIFFERENCE : 0.309		
LAP	SECTOR 1	SECTOR 2	LAP TIME	MPH	DIFF	TIME OF DAY
1 -		45.026	1:54.194	68.72	9.084	12:04:41.132
2 -	1:01.586	44.538	1:46.124 (2)	73.95	1.014	12:06:27.256
3 -	1:00.326	44.784	1:45.110 (1)	74.66		12:08:12.366
4 -	1:02.611	44.475	1:47.086 (3)	73.28	1.976	12:09:59.452
5 -	1:01.910	45.331	1:47.241	73.18	2.131	12:11:46.693
6 -	1:01.492	45.625	1:47.117	73.26	2.007	12:13:33.810
7 -	1:02.771	46.595	1:49.366	71.75	4.256	12:15:23.176

P13 234 RMT Andrew FLUX		Suzuki SV650 - Mach 1 Automotive LTD				
IDEAL LAP TIME : 1:46.059		BEST LAP TIME : 1:46.118		DIFFERENCE : 0.059		
LAP	SECTOR 1	SECTOR 2	LAP TIME	MPH	DIFF	TIME OF DAY
1 -		45.314	1:54.916	68.29	8.798	12:04:41.854
2 -	1:02.009	44.109	1:46.118 (1)	73.95		12:06:27.972
3 -	1:02.750	44.268	1:47.018 (3)	73.33	0.900	12:08:14.990
4 -	1:03.176	45.054	1:48.230	72.51	2.112	12:10:03.220
5 -	1:02.854	44.610	1:47.464	73.02	1.346	12:11:50.684
6 -	1:02.845	44.759	1:47.604	72.93	1.486	12:13:38.288
7 -	1:02.322	44.050	1:46.372 (2)	73.77	0.254	12:15:24.660

P14 109 R Marc BELL		Yamaha R6 5SL -				
IDEAL LAP TIME : 1:47.901		BEST LAP TIME : 1:48.455		DIFFERENCE : 0.554		
LAP	SECTOR 1	SECTOR 2	LAP TIME	MPH	DIFF	TIME OF DAY
1 -		46.907	1:59.539	65.65	11.084	12:04:46.477
2 -	1:05.122	46.558	1:51.680	70.27	3.225	12:06:38.157
3 -	1:04.153	46.202	1:50.355	71.11	1.900	12:08:28.512
4 -	1:03.763	46.002	1:49.765	71.49	1.310	12:10:18.277
5 -	1:03.556	45.603	1:49.159 (3)	71.89	0.704	12:12:07.436
6 -	1:03.092	45.681	1:48.773 (2)	72.15	0.318	12:13:56.209
7 -	1:02.298	46.157	1:48.455 (1)	72.36		12:15:44.664

P15 22 Matthew MAY		Honda CBR600FY - Late Breakers				
IDEAL LAP TIME : 1:49.099		BEST LAP TIME : 1:49.602		DIFFERENCE : 0.503		
LAP	SECTOR 1	SECTOR 2	LAP TIME	MPH	DIFF	TIME OF DAY
1 -		47.336	2:03.629	63.48	14.027	12:04:50.567
2 -	1:03.348	46.860	1:50.208 (3)	71.21	0.606	12:06:40.775
3 -	1:04.022	46.888	1:50.910	70.76	1.308	12:08:31.685
4 -	1:04.804	45.866	1:50.670	70.91	1.068	12:10:22.355
5 -	1:03.233	46.369	1:49.602 (1)	71.60		12:12:11.957
6 -	1:04.602	47.064	1:51.666	70.28	2.064	12:14:03.623
7 -	1:04.136	45.995	1:50.131 (2)	71.26	0.529	12:15:53.754

Weather / Track : Cloudy / Dry

Cadwell Park
Circuit Length = 2.1800 miles
Start: 12:02 Flag 12:14 End: 12:17

BMCRC - MRO Championships 2021 - Rnd 3 @ Cadwell Park

BMCRC Thunderbike Sport & Rookie Minitwins

RACE 2 - SECTOR ANALYSIS



SECTOR 1 = FL to I1, SECTOR 2 = I1 to FL, DIFF = Difference To Personal Best Lap, P = Crossed Finish Line in Pit Lane, D = Time Disallowed

P16 189 RMT Mark LAWSON		Suzuki SV 650 - Crawfords metal detectors				
IDEAL LAP TIME : 1:48.997		BEST LAP TIME : 1:49.497		DIFFERENCE : 0.500		
LAP	SECTOR 1	SECTOR 2	LAP TIME	MPH	DIFF	TIME OF DAY
1 -		48.110	2:01.226	64.73	11.729	12:04:48.164
2 -	1:04.907	47.264	1:52.171	69.96	2.674	12:06:40.335
3 -	1:05.227	46.897	1:52.124	69.99	2.627	12:08:32.459
4 -	1:05.238	46.254	1:51.492	70.39	1.995	12:10:23.951
5 -	1:03.891	45.606	1:49.497 (1)	71.67		12:12:13.448
6 -	1:03.391	46.987	1:50.378 (3)	71.10	0.881	12:14:03.826
7 -	1:04.317	46.020	1:50.337 (2)	71.12	0.840	12:15:54.163

P17 63 RMT Stephen PERFITT		Suzuki SV650 - PKP Services Ltd				
IDEAL LAP TIME : 1:50.165		BEST LAP TIME : 1:50.637		DIFFERENCE : 0.472		
LAP	SECTOR 1	SECTOR 2	LAP TIME	MPH	DIFF	TIME OF DAY
1 -		46.880	1:58.957	65.97	8.320	12:04:45.895
2 -	1:05.253	46.843	1:52.096	70.01	1.459	12:06:37.991
3 -	1:05.541	47.405	1:52.946	69.48	2.309	12:08:30.937
4 -	1:05.840	46.837	1:52.677	69.65	2.040	12:10:23.614
5 -	1:04.771	46.093	1:50.864 (2)	70.79	0.227	12:12:14.478
6 -	1:05.006	46.436	1:51.442 (3)	70.42	0.805	12:14:05.920
7 -	1:04.072	46.565	1:50.637 (1)	70.93		12:15:56.557

P18 62 RMT James KING		Suzuki SV650 - King and Drury construction				
IDEAL LAP TIME : 1:49.846		BEST LAP TIME : 1:49.860		DIFFERENCE : 0.014		
LAP	SECTOR 1	SECTOR 2	LAP TIME	MPH	DIFF	TIME OF DAY
1 -		48.442	2:03.326	63.63	13.466	12:04:50.264
2 -	1:05.297	46.864	1:52.161	69.97	2.301	12:06:42.425
3 -	1:04.380	47.068	1:51.448	70.41	1.588	12:08:33.873
4 -	1:04.536	46.634	1:51.170 (3)	70.59	1.310	12:10:25.043
5 -	1:03.646	46.214	1:49.860 (1)	71.43		12:12:14.903
6 -	1:05.117	46.200	1:51.317	70.50	1.457	12:14:06.220
7 -	1:04.289	46.217	1:50.506 (2)	71.01	0.646	12:15:56.726

P19 919 RMT Andrew BELLIS		Suzuki SV 650 - Cunco Ltd				
IDEAL LAP TIME : 1:49.535		BEST LAP TIME : 1:50.059		DIFFERENCE : 0.524		
LAP	SECTOR 1	SECTOR 2	LAP TIME	MPH	DIFF	TIME OF DAY
1 -		47.553	2:02.711	63.95	12.652	12:04:49.649
2 -	1:05.179	47.053	1:52.232	69.92	2.173	12:06:41.881
3 -	1:04.222	47.815	1:52.037	70.04	1.978	12:08:33.918
4 -	1:04.982	47.220	1:52.202	69.94	2.143	12:10:26.120
5 -	1:04.062	45.997	1:50.059 (1)	71.30		12:12:16.179
6 -	1:04.109	46.996	1:51.105 (3)	70.63	1.046	12:14:07.284
7 -	1:03.538	46.667	1:50.205 (2)	71.21	0.146	12:15:57.489

P20 49 R Oli CHAYTOR		Yamaha R6 - PearTree Racing				
IDEAL LAP TIME : 1:52.059		BEST LAP TIME : 1:52.209		DIFFERENCE : 0.150		
LAP	SECTOR 1	SECTOR 2	LAP TIME	MPH	DIFF	TIME OF DAY
1 -		47.958	2:05.836	62.36	13.627	12:04:52.774
2 -	1:06.224	47.684	1:53.908	68.89	1.699	12:06:46.682
3 -	1:05.559	47.499	1:53.058 (3)	69.41	0.849	12:08:39.740
4 -	1:05.243	47.171	1:52.414 (2)	69.81	0.205	12:10:32.154
5 -	1:05.631	47.855	1:53.486	69.15	1.277	12:12:25.640
6 -	1:05.811	47.386	1:53.197	69.33	0.988	12:14:18.837
7 -	1:04.888	47.321	1:52.209 (1)	69.94		12:16:11.046

Weather / Track : Cloudy / Dry

Cadwell Park
Circuit Length = 2.1800 miles
Start: 12:02 Flag 12:14 End: 12:17

BMCRC - MRO Championships 2021 - Rnd 3 @ Cadwell Park

BMCRC Thunderbike Sport & Rookie Minitwins

RACE 2 - SECTOR ANALYSIS



SECTOR 1 = FL to I1, SECTOR 2 = I1 to FL, DIFF = Difference To Personal Best Lap, P = Crossed Finish Line in Pit Lane, D = Time Disallowed

P21 101		Glen TRIPP		Honda CBR 600FW - yaki too racing		
IDEAL LAP TIME : 1:51.854		BEST LAP TIME : 1:51.854		DIFFERENCE : 0.000		
LAP	SECTOR 1	SECTOR 2	LAP TIME	MPH	DIFF	TIME OF DAY
1 -		47.877	2:03.864	63.35	12.010	12:04:50.802
2 -	1:05.860	47.202	1:53.062 (3)	69.41	1.208	12:06:43.864
3 -	1:06.277	48.127	1:54.404	68.59	2.550	12:08:38.268
4 -	1:07.323	47.431	1:54.754	68.39	2.900	12:10:33.022
5 -	1:05.031	48.230	1:53.261	69.29	1.407	12:12:26.283
6 -	1:05.462	47.563	1:53.025 (2)	69.43	1.171	12:14:19.308
7 -	1:04.708	47.146	1:51.854 (1)	70.16		12:16:11.162

P22 138 RMT		Craig JARMIN		Suzuki SV650 - BK Racing		
IDEAL LAP TIME : 1:51.285		BEST LAP TIME : 1:51.521		DIFFERENCE : 0.236		
LAP	SECTOR 1	SECTOR 2	LAP TIME	MPH	DIFF	TIME OF DAY
1 -		48.137	2:04.741	62.91	13.220	12:04:51.679
2 -	1:05.664	47.448	1:53.112 (3)	69.38	1.591	12:06:44.791
3 -	1:06.017	48.018	1:54.035	68.82	2.514	12:08:38.826
4 -	1:07.434	47.739	1:55.173	68.14	3.652	12:10:33.999
5 -	1:05.332	48.223	1:53.555	69.11	2.034	12:12:27.554
6 -	1:04.916	48.092	1:53.008 (2)	69.44	1.487	12:14:20.562
7 -	1:03.837	47.684	1:51.521 (1)	70.37		12:16:12.083

P23 114 RMT		Adam CAVEY		Suzuki SV650 - PogSpeed		
IDEAL LAP TIME : 1:51.906		BEST LAP TIME : 1:52.264		DIFFERENCE : 0.358		
LAP	SECTOR 1	SECTOR 2	LAP TIME	MPH	DIFF	TIME OF DAY
1 -		48.392	2:05.350	62.60	13.086	12:04:52.288
2 -	1:05.764	47.895	1:53.659	69.04	1.395	12:06:45.947
3 -	1:05.527	47.970	1:53.497	69.14	1.233	12:08:39.444
4 -	1:07.251	47.879	1:55.130	68.16	2.866	12:10:34.574
5 -	1:04.027	48.753	1:52.780 (2)	69.58	0.516	12:12:27.354
6 -	1:04.750	48.038	1:52.788 (3)	69.58	0.524	12:14:20.142
7 -	1:04.274	47.990	1:52.264 (1)	69.90		12:16:12.406

P24 29 RMT		Hayden KILLWORTH		Suzuki SV650 - BK Racing		
IDEAL LAP TIME : 1:51.332		BEST LAP TIME : 1:51.438		DIFFERENCE : 0.106		
LAP	SECTOR 1	SECTOR 2	LAP TIME	MPH	DIFF	TIME OF DAY
1 -		49.704	2:08.725	60.96	17.287	12:04:55.663
2 -	1:06.787	49.232	1:56.019	67.64	4.581	12:06:51.682
3 -	1:06.134	48.027	1:54.161	68.74	2.723	12:08:45.843
4 -	1:05.400	47.947	1:53.347	69.23	1.909	12:10:39.190
5 -	1:04.624	47.992	1:52.616 (3)	69.68	1.178	12:12:31.806
6 -	1:04.846	47.254	1:52.100 (2)	70.00	0.662	12:14:23.906
7 -	1:04.078	47.360	1:51.438 (1)	70.42		12:16:15.344

P25 455 RMT		Tyler DONOVAN		Suzuki SV 650 -		
IDEAL LAP TIME : 1:53.687		BEST LAP TIME : 1:53.687		DIFFERENCE : 0.000		
LAP	SECTOR 1	SECTOR 2	LAP TIME	MPH	DIFF	TIME OF DAY
1 -		49.373	2:08.128	61.25	14.441	12:04:55.066
2 -	1:07.036	48.933	1:55.969	67.67	2.282	12:06:51.035
3 -	1:06.752	48.848	1:55.600	67.88	1.913	12:08:46.635
4 -	1:05.769	48.727	1:54.496 (2)	68.54	0.809	12:10:41.131
5 -	1:05.224	48.463	1:53.687 (1)	69.03		12:12:34.818
6 -	1:05.751	48.888	1:54.639 (3)	68.45	0.952	12:14:29.457
7 -	1:06.540	49.023	1:55.563	67.91	1.876	12:16:25.020

Weather / Track : Cloudy / Dry

Cadwell Park
Circuit Length = 2.1800 miles
Start: 12:02 Flag 12:14 End: 12:17

BMCRC - MRO Championships 2021 - Rnd 3 @ Cadwell Park

BMCRC Thunderbike Sport & Rookie Minitwins

RACE 2 - SECTOR ANALYSIS



SECTOR 1 = FL to I1, SECTOR 2 = I1 to FL, DIFF = Difference To Personal Best Lap, P = Crossed Finish Line in Pit Lane, D = Time Disallowed

P26 139 R		Rob MARLEY		Honda CBR600F3 - PearTree Racing		
IDEAL LAP TIME : 1:53.018		BEST LAP TIME : 1:54.099		DIFFERENCE : 1.081		
LAP	SECTOR 1	SECTOR 2	LAP TIME	MPH	DIFF	TIME OF DAY
1 -		50.018	2:11.582	59.64	17.483	12:04:58.520
2 -	1:07.280	49.365	1:56.645	67.28	2.546	12:06:55.165
3 -	1:07.526	49.978	1:57.504	66.78	3.405	12:08:52.669
4 -	1:05.070	49.029	1:54.099 (1)	68.78		12:10:46.768
5 -	1:06.610	47.948	1:54.558 (2)	68.50	0.459	12:12:41.326
6 -	1:06.440	48.300	1:54.740 (3)	68.39	0.641	12:14:36.066

P27 185 R		Ben LOGAN		Kawasaki ZX6R -		
IDEAL LAP TIME : 1:55.390		BEST LAP TIME : 1:55.555		DIFFERENCE : 0.165		
LAP	SECTOR 1	SECTOR 2	LAP TIME	MPH	DIFF	TIME OF DAY
1 -		50.552	2:10.832	59.98	15.277	12:04:57.770
2 -	1:07.447	49.694	1:57.141	66.99	1.586	12:06:54.911
3 -	1:07.400	50.414	1:57.814	66.61	2.259	12:08:52.725
4 -	1:06.245	49.446	1:55.691 (2)	67.83	0.136	12:10:48.416
5 -	1:06.288	50.213	1:56.501 (3)	67.36	0.946	12:12:44.917
6 -	1:06.410	49.145	1:55.555 (1)	67.91		12:14:40.472

P28 193 RMT		Tony BOTTO		Suzuki SV 650 - TB Motorcycles		
IDEAL LAP TIME : 1:53.811		BEST LAP TIME : 1:54.148		DIFFERENCE : 0.337		
LAP	SECTOR 1	SECTOR 2	LAP TIME	MPH	DIFF	TIME OF DAY
1 -		50.756	2:11.299	59.77	17.151	12:04:58.237
2 -	1:09.387	49.305	1:58.692	66.12	4.544	12:06:56.929
3 -	1:08.747	48.173	1:56.920	67.12	2.772	12:08:53.849
4 -	1:08.539	47.720	1:56.259 (2)	67.50	2.111	12:10:50.108
5 -	1:07.106	49.347	1:56.453 (3)	67.39	2.305	12:12:46.561
6 -	1:06.091	48.057	1:54.148 (1)	68.75		12:14:40.709

P29 130 RMT		Vince JONES		Suzuki SV650 -		
IDEAL LAP TIME : 1:55.099		BEST LAP TIME : 1:55.605		DIFFERENCE : 0.506		
LAP	SECTOR 1	SECTOR 2	LAP TIME	MPH	DIFF	TIME OF DAY
1 -		49.458	2:07.795	61.41	12.190	12:04:54.733
2 -	1:08.552	49.280	1:57.832	66.60	2.227	12:06:52.565
3 -	1:08.001	48.955	1:56.956 (3)	67.10	1.351	12:08:49.521
4 -	1:07.644	49.109	1:56.753 (2)	67.21	1.148	12:10:46.274
5 -	1:09.026	50.439	1:59.465	65.69	3.860	12:12:45.739
6 -	1:06.144	49.461	1:55.605 (1)	67.88		12:14:41.344

P30 58 RMT		John CHANDLER		Suzuki SV650 - Anode Electronics		
IDEAL LAP TIME : 1:54.121		BEST LAP TIME : 1:54.975		DIFFERENCE : 0.854		
LAP	SECTOR 1	SECTOR 2	LAP TIME	MPH	DIFF	TIME OF DAY
1 -		50.818	2:11.428	59.71	16.453	12:04:58.366
2 -	1:09.637	49.145	1:58.782	66.07	3.807	12:06:57.148
3 -	1:08.914	48.126	1:57.040	67.05	2.065	12:08:54.188
4 -	1:07.393	47.582	1:54.975 (1)	68.25		12:10:49.163
5 -	1:06.539	50.064	1:56.603 (3)	67.30	1.628	12:12:45.766
6 -	1:07.191	48.729	1:55.920 (2)	67.70	0.945	12:14:41.686

Weather / Track : Cloudy / Dry

Cadwell Park
Circuit Length = 2.1800 miles
Start: 12:02 Flag 12:14 End: 12:17

BMCRC - MRO Championships 2021 - Rnd 3 @ Cadwell Park

BMCRC Thunderbike Sport & Rookie Minitwins

RACE 2 - SECTOR ANALYSIS



SECTOR 1 = FL to I1, SECTOR 2 = I1 to FL, DIFF = Difference To Personal Best Lap, P = Crossed Finish Line in Pit Lane, D = Time Disallowed

P31 188 RMT		Tim FRAMPTON		Suzuki SV650 -		
IDEAL LAP TIME : 1:55.346		BEST LAP TIME : 1:55.776		DIFFERENCE : 0.430		
LAP	SECTOR 1	SECTOR 2	LAP TIME	MPH	DIFF	TIME OF DAY
1 -		50.619	2:13.495	58.78	17.719	12:05:00.433
2 -	1:09.761	49.442	1:59.203	65.83	3.427	12:06:59.636
3 -	1:09.144	48.783	1:57.927	66.55	2.151	12:08:57.563
4 -	1:08.676	49.211	1:57.887 (3)	66.57	2.111	12:10:55.450
5 -	1:06.900	48.876	1:55.776 (1)	67.78		12:12:51.226
6 -	1:07.806	48.446	1:56.252 (2)	67.50	0.476	12:14:47.478

P32 116 RMT		Gareth FAITH		Suzuki SV650 - Sitramoto		
IDEAL LAP TIME : 1:57.406		BEST LAP TIME : 1:57.406		DIFFERENCE : 0.000		
LAP	SECTOR 1	SECTOR 2	LAP TIME	MPH	DIFF	TIME OF DAY
1 -		50.490	2:12.584	59.19	15.178	12:04:59.522
2 -	1:09.095	49.900	1:58.995 (2)	65.95	1.589	12:06:58.517
3 -	1:08.571	48.835	1:57.406 (1)	66.84		12:08:55.923
4 -	1:09.273	50.926	2:00.199 (3)	65.29	2.793	12:10:56.122
5 -	1:10.941	50.217	2:01.158	64.77	3.752	12:12:57.280
6 -	1:10.701	49.872	2:00.573	65.08	3.167	12:14:57.853

P33 260 RMT		Greg PYMM		Suzuki SV650 -		
IDEAL LAP TIME : 1:49.737		BEST LAP TIME : 1:49.979		DIFFERENCE : 0.242		
LAP	SECTOR 1	SECTOR 2	LAP TIME	MPH	DIFF	TIME OF DAY
1 -		47.798	2:01.708	64.48	11.729	12:04:48.646
2 -	1:05.402	47.376	1:52.778 (3)	69.58	2.799	12:06:41.424
3 -	1:04.122	46.726	1:50.848 (2)	70.80	0.869	12:08:32.272
4 -	1:05.544	47.657	1:53.201	69.32	3.222	12:10:25.473
5 -	1:03.756	46.223	1:49.979 (1)	71.35		12:12:15.452
6 -	1:04.704	48.191	1:52.895	69.51	2.916	12:14:08.347

P34 333 R		Mark STUBBERFIELD		Suzuki SV650 SUPERTWIN -		
IDEAL LAP TIME : 1:49.916		BEST LAP TIME : 1:50.949		DIFFERENCE : 1.033		
LAP	SECTOR 1	SECTOR 2	LAP TIME	MPH	DIFF	TIME OF DAY
1 -		47.553	2:01.092	64.81	10.143	12:04:48.030
2 -	1:04.131	46.818	1:50.949 (1)	70.73		12:06:38.979
3 -	1:05.446	46.654	1:52.100 (2)	70.00	1.151	12:08:31.079
4 -	1:06.201	46.089	1:52.290 (3)	69.89	1.341	12:10:23.369

P35 72 RMT		Mark GILLAM		Suzuki SV650 - No More Straps Ltd		
IDEAL LAP TIME : 1:44.156		BEST LAP TIME : 1:44.156		DIFFERENCE : 0.000		
LAP	SECTOR 1	SECTOR 2	LAP TIME	MPH	DIFF	TIME OF DAY
1 -		44.572	1:51.247 (3)	70.54	7.091	12:04:38.185
2 -	1:01.133	44.097	1:45.230 (2)	74.58	1.074	12:06:23.415
3 -	1:00.288	43.868	1:44.156 (1)	75.34		12:08:07.571

BMCRC - MRO Championships 2021 - Rnd 3 @ Cadwell Park

BMCRC Thunderbike Sport & Rookie Minitwins

RACE 2 - BEST SECTORS

SECTOR 1			SECTOR 2			IDEAL / BEST COMPARISON						
POS	NO	NAME	TIME	NO	NAME	TIME	POS	NO	NAME	IDEAL	BEST	DIFF
									PERFECT LAP	1:38.226		
1	961	SIM	57.191	961	SIM	41.035	1	961	SIM	1:38.226	1:38.226	0.000
2	52	FRICKER	57.402	52	FRICKER	42.058	2	52	FRICKER	1:39.460	1:39.538	0.078
3	84	BRANCO	58.656	81	MAY	42.648	3	54	JAMISON	1:41.396	1:41.426	0.030
4	54	JAMISON	58.698	54	JAMISON	42.698	4	84	BRANCO	1:41.591	1:42.586	0.995
5	81	MAY	59.160	84	BRANCO	42.935	5	81	MAY	1:41.808	1:42.076	0.268
6	624	FEDRICK	59.176	624	FEDRICK	43.004	6	624	FEDRICK	1:42.180	1:42.180	0.000
7	351	DIGBY-BAKER	59.386	48	WALLIS	43.189	7	351	DIGBY-BAKER	1:42.852	1:43.012	0.160
8	25	DAY	59.807	351	DIGBY-BAKER	43.466	8	25	DAY	1:43.334	1:43.370	0.036
9	166	BAKER	59.891	166	BAKER	43.518	9	166	BAKER	1:43.409	1:43.409	0.000
10	48	WALLIS	1:00.278	25	DAY	43.527	10	48	WALLIS	1:43.467	1:43.584	0.117
11	72	GILLAM	1:00.288	123	FORSYTH	43.615	11	72	GILLAM	1:44.156	1:44.156	0.000
12	168	DALRYMPLE	1:00.326	72	GILLAM	43.868	12	168	DALRYMPLE	1:44.801	1:45.110	0.309
13	123	FORSYTH	1:01.554	234	FLUX	44.050	13	123	FORSYTH	1:45.169	1:45.169	0.000
14	234	FLUX	1:02.009	168	DALRYMPLE	44.475	14	234	FLUX	1:46.059	1:46.118	0.059
15	109	BELL	1:02.298	109	BELL	45.603	15	109	BELL	1:47.901	1:48.455	0.554
16	22	MAY	1:03.233	189	LAWSON	45.606	16	189	LAWSON	1:48.997	1:49.497	0.500
17	189	LAWSON	1:03.391	22	MAY	45.866	17	22	MAY	1:49.099	1:49.602	0.503
18	260	PYMM	1:03.514	919	BELLIS	45.997	18	919	BELLIS	1:49.535	1:50.059	0.524
19	919	BELLIS	1:03.538	333	STUBBERFIELD	46.089	19	260	PYMM	1:49.737	1:49.979	0.242
20	62	KING	1:03.646	63	PERFITT	46.093	20	62	KING	1:49.846	1:49.860	0.014
21	333	STUBBERFIELD	1:03.827	62	KING	46.200	21	333	STUBBERFIELD	1:49.916	1:50.949	1.033
22	138	JARMIN	1:03.837	260	PYMM	46.223	22	63	PERFITT	1:50.165	1:50.637	0.472
23	114	CAVEY	1:04.027	101	TRIPP	47.146	23	138	JARMIN	1:51.285	1:51.521	0.236
24	63	PERFITT	1:04.072	49	CHAYTOR	47.171	24	29	KILLWORTH	1:51.332	1:51.438	0.106
25	29	KILLWORTH	1:04.078	29	KILLWORTH	47.254	25	101	TRIPP	1:51.854	1:51.854	0.000
26	101	TRIPP	1:04.708	138	JARMIN	47.448	26	114	CAVEY	1:51.906	1:52.264	0.358
27	49	CHAYTOR	1:04.888	58	CHANDLER	47.582	27	49	CHAYTOR	1:52.059	1:52.209	0.150
28	139	MARLEY	1:05.070	193	BOTTO	47.720	28	139	MARLEY	1:53.018	1:54.099	1.081
29	455	DONOVAN	1:05.224	114	CAVEY	47.879	29	455	DONOVAN	1:53.687	1:53.687	0.000
30	193	BOTTO	1:06.091	139	MARLEY	47.948	30	193	BOTTO	1:53.811	1:54.148	0.337
31	130	JONES	1:06.144	188	FRAMPTON	48.446	31	58	CHANDLER	1:54.121	1:54.975	0.854
32	185	LOGAN	1:06.245	455	DONOVAN	48.463	32	130	JONES	1:55.099	1:55.605	0.506
33	58	CHANDLER	1:06.539	116	FAITH	48.835	33	188	FRAMPTON	1:55.346	1:55.776	0.430
34	188	FRAMPTON	1:06.900	130	JONES	48.955	34	185	LOGAN	1:55.390	1:55.555	0.165
35	116	FAITH	1:08.571	185	LOGAN	49.145	35	116	FAITH	1:57.406	1:57.406	0.000
36												

Weather / Track : Cloudy / Dry

Results can be found at www.tsl-timing.com

Cadwell Park

Circuit Length = 2.1800 miles

Start: 12:02 Flag 12:14 End: 12:17

Printed - 12:21 Saturday, 26 June 2021

BMCRC - MRO Championships 2021 - Rnd 3 @ Cadwell Park

BMCRC Thunderbike Sport & Rookie Minitwins

RACE 2 - STATISTICS

Competitors Started 36
Planned Start 2021-06-26 @ 11:55:00.000
Actual Start 2021-06-26 @ 12:02:46.937
Finish Time 2021-06-26 @ 12:14:30.291
Track Length 2.1800mi.
Total Laps 230
Total Distance Covered 501.4042mi.

Session Fastest Lap History

NO	CL	NAME	LAP TIME	TIME OF DAY	LAP	VEHICLE
961		Jack SIM	1:44.743	12:04:31.694	1	Yamaha R6
961		Jack SIM	1:39.039	12:06:10.732	2	Yamaha R6
961		Jack SIM	1:38.226	12:07:48.959	3	Yamaha R6

Session Leader History

NO	CL	NAME	FROM LAP	LAPS LED	DISTANCE	VEHICLE
961		Jack SIM	1	7	15.26 miles	Yamaha R6

Flag History

TYPE	TIME OF DAY
GREEN	12:02:46.937
FINISH	12:14:30.291

Flag Statistics

TYPE	COUNT	TOTAL LAPS	TOTAL TIME
Green	1	7	14:43.422
Red	0	0	0.000
Safety Car	0	0	0.000
FCY	0	0	0.000

BMCRC - MRO Championships 2021 - Rnd 3 @ Cadwell Park

BMCRC Thunderbike Sport & Rookie Minitwins

RACE 2 - STATISTICS

CLASS :

11 Starters

Fastest Lap History

NO	NAME	LAP TIME	TIME OF DAY	LAP	VEHICLE
961	Jack SIM	1:44.743	12:04:31.694	1	Yamaha R6
961	Jack SIM	1:39.039	12:06:10.732	2	Yamaha R6
961	Jack SIM	1:38.226	12:07:48.959	3	Yamaha R6

Leader History

NO	NAME	FROM LAP	LAPS LED	DISTANCE	VEHICLE
961	Jack SIM	1	7	15.26 miles	Yamaha R6

BMCRC - MRO Championships 2021 - Rnd 3 @ Cadwell Park

BMCRC Thunderbike Sport & Rookie Minitwins

RACE 2 - STATISTICS

CLASS : R

6 Starters

Fastest Lap History

NO	NAME	LAP TIME	TIME OF DAY	LAP	VEHICLE
168	Aaron DALRYMPLE	1:54.194	12:04:41.157	1	Suzuki GSXR 600
168	Aaron DALRYMPLE	1:46.124	12:06:27.281	2	Suzuki GSXR 600
168	Aaron DALRYMPLE	1:45.110	12:08:12.391	3	Suzuki GSXR 600

Leader History

NO	NAME	FROM LAP	LAPS LED	DISTANCE	VEHICLE
168	Aaron DALRYMPLE	1	7	15.26 miles	Suzuki GSXR 600

BMCRC - MRO Championships 2021 - Rnd 3 @ Cadwell Park

BMCRC Thunderbike Sport & Rookie Minitwins

RACE 2 - STATISTICS

CLASS : RMT

19 Starters

Fastest Lap History

NO	NAME	LAP TIME	TIME OF DAY	LAP	VEHICLE
72	Mark GILLAM	1:51.247	12:04:38.199	1	Suzuki SV650
166	Nicholas BAKER	1:44.125	12:06:23.137	2	Suzuki SV650
166	Nicholas BAKER	1:43.409	12:08:06.546	3	Suzuki SV650

Leader History

NO	NAME	FROM LAP	LAPS LED	DISTANCE	VEHICLE
72	Mark GILLAM	1	1	2.18 miles	Suzuki SV650
166	Nicholas BAKER	2	6	13.08 miles	Suzuki SV650

BMCRC - MRO Championships 2021 - Rnd 3 @ Cadwell Park



BMCRC Thunderbike Sport & Rookie Minitwins

RACE 12 - GRID (7 Laps)

ROW 13	37	75	Stewart MAY	38	80	Stephen LANE	39	744	Gary ANDERSON
ROW 12			1:55.776	34	188	Tim FRAMPTON	35	116	Gareth FAITH
			1:57.406				36	73	Esteban LECOQ
ROW 11			1:54.975	32	185	Ben LOGAN	33	130	Vince JONES
			1:55.555						1:55.605
ROW 10			1:53.687	28	455	Tyler DONOVAN	29	139	Rob MARLEY
			1:54.099				30	193	Tony BOTTO
ROW 9			1:51.854	26	49	Oli CHAYTOR	27	114	Adam CAVEY
			1:52.209						1:52.264
ROW 8			1:50.949	22	333	Mark STUBBERFIELD	23	29	Hayden KILLWORTH
			1:51.438				24	138	Craig JARMIN
ROW 7			1:49.979	20	919	Andrew BELLIS	21	63	Stephen PERFITT
			1:50.059						1:50.637
ROW 6			1:49.497	16	189	Mark LAWSON	17	22	Matthew MAY
			1:49.602				18	62	James KING
ROW 5			1:45.169	14	234	Andrew FLUX	15	109	Marc BELL
			1:46.118						1:48.455
ROW 4			1:43.584	10	48	Shaun WALLIS	11	72	Mark GILLAM
			1:44.156				12	168	Aaron DALRYMPLE
ROW 3			1:43.012	8	25	Harrison DAY	9	166	Nicholas BAKER
			1:43.370						1:43.409
ROW 2			1:42.076	4	81	Malvern MAY	5	624	Matthew FEDRICK
			1:42.180				6	84	Ricardo BRANCO
ROW 1			1:38.226	2	52	Elliot FRICKER	3	54	Adam JAMISON
			1:39.538						1:41.426
				1	961	Jack SIM			

Pole

Cadwell Park

Circuit Length = 2.1800 miles

These results are provisional until the conclusion of any judicial and technical matters.

Clerk Of Course :	Stewards :	Timekeeper : Sarah Evans
-------------------	------------	--------------------------

Results can be found at www.tsl-timing.com

Printed - 12:22 Saturday, 26 June 2021



BMCRC - MRO Championships 2021 - Rnd 3 @ Cadwell Park



BMCRC Thunderbike Sport & Rookie Minitwins

RACE 12 - CLASSIFICATION

POS	NO	CL	PIC NAME	ENTRY	LAPS	TIME	GAP	DIFF	MPH	BEST	ON
1	961		1 Jack SIM	Yamaha R6 - Platform Lift Engineers Ltd	7	11:40.580			78.41	1:37.757	6
2	52		2 Elliot FRICKER	Honda CBR600 - Petwise.org, S&S, Ride in Bike T	7	11:40.984	0.404	0.404	78.37	1:37.798	6
3	624		3 Matthew FEDRICK	Yamaha R6 - Matthew Fedrick farriers ltd/ Palmer R	7	11:56.789	16.209	15.805	76.64	1:40.371	2
4	84		4 Ricardo BRANCO	Yamaha R6 - IMP Racing	7	12:05.414	24.834	8.625	75.73	1:41.526	7
5	54		5 Adam JAMISON	Yamaha R6 - Team AJR	7	12:06.920	26.340	1.506	75.57	1:42.050	2
6	25		6 Harrison DAY	Honda CBR 600 -	7	12:07.834	27.254	0.914	75.47	1:42.000	7
7	81 *		7 Malvern MAY	Honda CBR600RR -	7	12:17.581	37.001	9.747	74.48	1:42.477	7
8	351		8 Sam DIGBY-BAKER	Yamaha R6 -	7	12:20.501	39.921	2.920	74.18	1:43.665	2
9	166	RMT	1 Nicholas BAKER	Suzuki SV650 - K66	7	12:20.668	40.088	0.167	74.17	1:43.110	6
10	123	RMT	2 Adam FORSYTH	Suzuki SV650 - Rock Oil	7	12:34.360	53.780	13.692	72.82	1:44.921	2
11	22		9 Matthew MAY	Honda CBR600FY - Late Breakers	7	12:40.014	59.434	5.654	72.28	1:45.519	7
12	168	R	1 Aaron DALRYMPLE	Suzuki GSXR 600 -	7	12:41.539	1:00.959	1.525	72.13	1:47.204	4
13	109	R	2 Marc BELL	Yamaha R6 5SL -	7	12:41.923	1:01.343	0.384	72.10	1:46.960	4
14	234	RMT	3 Andrew FLUX	Suzuki SV650 - Mach 1 Automotive LTD	7	12:42.689	1:02.109	0.766	72.02	1:47.006	7
15	260	RMT	4 Greg PYMM	Suzuki SV650 -	7	13:01.463	1:20.883	18.774	70.29	1:49.777	5
16	919	RMT	5 Andrew BELLIS	Suzuki SV 650 - Cunco Ltd	7	13:04.682	1:24.102	3.219	70.01	1:49.593	7
17	63	RMT	6 Stephen PERFITT	Suzuki SV650 - PKP Services Ltd	7	13:04.826	1:24.246	0.144	69.99	1:50.277	6
18	189	RMT	7 Mark LAWSON	Suzuki SV 650 - Crawfords metal detectors	7	13:21.058	1:40.478	16.232	68.57	1:50.691	5
19	455	RMT	8 Tyler DONOVAN	Suzuki SV 650 -	7	13:21.402	1:40.822	0.344	68.55	1:51.110	7
20	101		10 Glen TRIPP	Honda CBR 600FW - yaki too racing	7	13:22.376	1:41.796	0.974	68.46	1:52.154	7
21	49	R	3 Oli CHAYTOR	Yamaha R6 - PearTree Racing	7	13:23.549	1:42.969	1.173	68.36	1:52.622	7
22	138	RMT	9 Craig JARMIN	Suzuki SV650 - BK Racing	7	13:24.699	1:44.119	1.150	68.26	1:52.145	6
23	114	RMT	10 Adam CAVEY	Suzuki SV650 - PogSpeed	7	13:24.799	1:44.219	0.100	68.26	1:52.810	7
24	29	RMT	11 Hayden KILLWORTH	Suzuki SV650 - BK Racing	7	13:25.447	1:44.867	0.648	68.20	1:52.671	7
25	185	R	4 Ben LOGAN	Kawasaki ZX6R -	6	11:42.156	1 Lap	1 Lap	67.06	1:53.333	5
26	58	RMT	12 John CHANDLER	Suzuki SV650 - Anode Electronics	6	11:42.467	1 Lap	0.311	67.03	1:52.886	6
27	139	R	5 Rob MARLEY	Honda CBR600F3 - PearTree Racing	6	11:44.315	1 Lap	1.848	66.85	1:54.568	4
28	130	RMT	13 Vince JONES	Suzuki SV650 -	6	11:45.958	1 Lap	1.643	66.70	1:53.793	4
29	188	RMT	14 Tim FRAMPTON	Suzuki SV650 -	6	11:52.150	1 Lap	6.192	66.12	1:55.392	5
30	116	RMT	15 Gareth FAITH	Suzuki SV650 - Sitramoto	6	11:53.796	1 Lap	1.646	65.96	1:55.149	5

NOT CLASSIFIED

DNF	62	RMT	James KING	Suzuki SV650 - King and Drury construction	1	1:59.430	6 Laps	5 Laps	65.71	1:59.430	1
DNF	193	RMT	Tony BOTTO	Suzuki SV 650 - TB Motorcycles	0						
DQ	48 *		Shaun WALLIS	Yamaha R6 - MBC Despatch Racing							
NS	72	RMT	Mark GILLAM	Suzuki SV650 - No More Straps Ltd	0						
NS	333	R	Mark STUBBERFIELD	Suzuki SV650 SUPERTWIN -	0						
NS	73	RMT	Esteban LECOQ	Suzuki SV650 SK5 -	0						
NS	75		Stewart MAY	Honda CBR600F3 - Moths in the wallet	0						
NS	80	R	Stephen LANE	Kawasaki ZX6R -	0						
NS	744	RMT	Gary ANDERSON	Suzuki SV650 - A&M MOT Services. Guildford	0						

FASTEST LAP

961			Jack SIM	Yamaha R6 - Platform Lift Engineers Ltd	6	1:37.757	80.28 mph	129.20 kph
166	RMT		Nicholas BAKER	Suzuki SV650 - K66	6	1:43.110	76.11 mph	122.49 kph
109	R		Marc BELL	Yamaha R6 5SL -	4	1:46.960	73.37 mph	118.08 kph

Bike 81 - 10 second penalty - Jump start

Bike 48 - Disqualified - failed post race technical inspection

Class - 92.5% of Race Speed = 72.52 mph

Class RMT - 92.5% of Race Speed = 68.60 mph

Class R - 92.5% of Race Speed = 66.72 mph

Cadwell Park: 2.1800 miles

Race Distance: 7 Laps / 15.26 miles

Start: 15:59 Flag 16:11 End: 16:13

Weather / Track : Cloudy / Dry

These results are provisional until the conclusion of any judicial and technical matters.

Clerk Of Course :	Stewards :	Timekeeper : Sarah Evans
-------------------	------------	--------------------------

Results can be found at www.tsl-timing.com

Printed - 17:04 Saturday, 26 June 2021



BMCR - MRO Championships 2021 - Rnd 3 @ Cadwell Park

BMCR Thunderbike Sport & Rookie Minitwins

RACE 12 - LAP CHART

LAP 1 @ 16:01:44.351

NO	BEHIND	LAP TIME
961		1:45.207
52	0.479	1:45.686
624	1.296	1:46.503
84	3.532	1:48.739
54	3.701	1:48.908
25	4.262	1:49.469
81	4.555	1:49.762
48	5.284	1:50.491
351	6.190	1:51.397
123	7.176	1:52.383
168	8.817	1:54.024
166	9.357	1:54.564
234	9.483	1:54.690
109	10.838	1:56.045
22	11.055	1:56.262
260	12.905	1:58.112
63	14.051	1:59.258
62	14.223	1:59.430
189	14.874	2:00.081
919	15.918	2:01.125
101	17.288	2:02.495
455	18.287	2:03.494
138	18.625	2:03.832
49	19.141	2:04.348
114	19.844	2:05.051
29	20.532	2:05.739
139	22.584	2:07.791
58	23.118	2:08.325
130	23.912	2:09.119
185	24.709	2:09.916
116	25.379	2:10.586
188	25.693	2:10.900

LAP 2 @ 16:03:23.449

NO	BEHIND	LAP TIME
961		1:39.098
52	0.495	1:39.114
624	2.569	1:40.371
54	6.653	1:42.050
84	8.192	1:43.758
25	8.377	1:43.213
81	8.649	1:43.192
48	9.524	1:43.338
351	10.757	1:43.665
123	12.999	1:44.921
166	15.219	1:44.960
168	18.522	1:48.803
234	19.083	1:48.698
22	19.168	1:47.211
109	19.884	1:48.144
260	24.147	1:50.340
63	26.340	1:51.387
189	27.234	1:51.458
919	27.853	1:51.033
101	32.811	1:54.621
138	34.005	1:54.478
49	34.318	1:54.275
455	34.534	1:55.345
114	35.468	1:54.722
29	36.098	1:54.664
139	39.794	1:56.308
58	40.531	1:56.511

130	41.288	1:56.474
185	42.460	1:56.849
116	43.846	1:57.565
188	44.204	1:57.609

LAP 3 @ 16:05:03.735

NO	BEHIND	LAP TIME
52		1:39.791
961	0.384	1:40.670
624	3.800	1:41.517
54	8.707	1:42.340
84	11.379	1:43.473
81	11.650	1:43.287
25	12.118	1:44.027
48	12.345	1:43.107
351	14.345	1:43.874
123	18.141	1:45.428
166	19.501	1:44.568
22	25.023	1:46.141
168	27.650	1:49.414
109	28.355	1:48.757
234	28.381	1:49.584
260	34.454	1:50.593
63	37.469	1:51.415
189	37.771	1:50.823
919	38.599	1:51.032
101	45.579	1:53.054
49	47.056	1:53.024
455	48.144	1:53.896
138	48.518	1:54.799
114	48.557	1:53.375
29	49.043	1:53.231
139	54.952	1:55.444
58	55.872	1:55.627
185	56.946	1:54.772
130	57.666	1:56.664
116	1:00.251	1:56.691
188	1:00.509	1:56.591

LAP 4 @ 16:06:42.004

NO	BEHIND	LAP TIME
52		1:38.269
961	0.512	1:38.397
624	7.792	1:42.261
54	13.262	1:42.824
84	15.977	1:42.867
81	16.271	1:42.890
25	16.680	1:42.831
48	16.785	1:42.709
351	21.018	1:44.942
166	25.214	1:43.982
123	25.425	1:45.553
22	34.293	1:47.539
168	36.585	1:47.204
109	37.046	1:46.960
234	37.600	1:47.488
260	46.047	1:49.862
63	50.700	1:51.500
189	51.598	1:52.096
919	51.965	1:51.635
101	1:00.293	1:52.983
49	1:01.844	1:53.057
455	1:02.580	1:52.705
114	1:03.128	1:52.840

138	1:03.254	1:53.005
29	1:04.038	1:53.264
139	1:11.251	1:54.568
185	1:12.163	1:53.486
58	1:12.407	1:54.804
130	1:13.190	1:53.793
188	1:18.461	1:56.221
116	1:19.264	1:57.282

LAP 5 @ 16:08:20.188

NO	BEHIND	LAP TIME
52		1:38.184
961	0.343	1:38.015
624	11.460	1:41.852
54	17.815	1:42.737
84	20.661	1:42.868
81	20.863	1:42.776
48	21.349	1:42.748
25	21.873	1:43.377
351	28.402	1:45.568
166	31.004	1:43.974
123	32.982	1:45.741
22	44.705	1:48.596
168	45.713	1:47.312
109	46.568	1:47.706
234	46.953	1:47.537
260	57.640	1:49.777
63	1:03.152	1:50.636
919	1:03.724	1:49.943
189	1:04.105	1:50.691
101	1:15.745	1:53.636
455	1:16.587	1:52.191
49	1:17.004	1:53.344
138	1:17.608	1:52.538
114	1:18.038	1:53.094
29	1:18.738	1:52.884
185	1:27.312	1:53.333
139	1:28.063	1:54.996
58	1:28.537	1:54.314
130	1:29.785	1:54.779
188	1:35.669	1:55.392
116	1:36.229	1:55.149

LAP 6 @ 16:09:57.986

NO	BEHIND	LAP TIME
52		1:37.798
961	0.302	1:37.757
624	15.811	1:42.149
54	23.753	1:43.736
84	25.046	1:42.183
48	25.759	1:42.208
81	26.262	1:43.197
25	26.992	1:42.917
351	35.754	1:45.150
166	36.316	1:43.110
123	40.934	1:45.750
168	55.165	1:47.250
22	55.653	1:48.746
109	55.950	1:47.180
234	56.841	1:47.686
260	1:11.300	1:51.458
63	1:15.631	1:50.277
919	1:16.247	1:50.321
189	1:29.900	2:03.593

101	1:31.380	1:53.433
455	1:31.450	1:52.661
138	1:31.955	1:52.145
49	1:32.085	1:52.879
114	1:33.147	1:52.907
29	1:33.934	1:52.994

LAP 7 @ 16:11:39.724

NO	BEHIND	LAP TIME
961		1:41.436
52	0.404	1:42.142
185	1 Lap	1:53.800
58	1 Lap	1:52.886
139	1 Lap	1:55.208
130	1 Lap	1:55.129
188	1 Lap	1:55.437
116	1 Lap	1:56.523
624	16.209	1:42.136
84	24.834	1:41.526
54	26.340	1:44.325
48	26.499	1:42.478
81	27.001	1:42.477
25	27.254	1:42.000
351	39.921	1:45.905
166	40.088	1:45.510
123	53.780	1:54.584
22	59.434	1:45.519
168	1:00.959	1:47.532
109	1:01.343	1:47.131
234	1:02.109	1:47.006
260	1:20.883	1:51.321
919	1:24.102	1:49.593
63	1:24.246	1:50.353
189	1:40.478	1:52.316
455	1:40.822	1:51.110
101	1:41.796	1:52.154
49	1:42.969	1:52.622
138	1:44.119	1:53.902
114	1:44.219	1:52.810
29	1:44.867	1:52.671

Weather / Track : Cloudy / Dry

Cadwell Park
Circuit Length = 2.1800 miles
Start: 15:59 Flag 16:11 End: 16:13

BMCRC - MRO Championships 2021 - Rnd 3 @ Cadwell Park

BMCRC Thunderbike Sport & Rookie Minitwins

RACE 12 - SECTOR ANALYSIS



SECTOR 1 = FL to I1, SECTOR 2 = I1 to FL, DIFF = Difference To Personal Best Lap, P = Crossed Finish Line in Pit Lane, D = Time Disallowed

P1 961		Jack SIM		Yamaha R6 - Platform Lift Engineers Ltd		
IDEAL LAP TIME : 1:37.716		BEST LAP TIME : 1:37.757		DIFFERENCE : 0.041		
LAP	SECTOR 1	SECTOR 2	LAP TIME	MPH	DIFF	TIME OF DAY
1 -		42.146	1:45.207	74.59	7.450	16:01:44.351
2 -	57.630	41.468	1:39.098	79.19	1.341	16:03:23.449
3 -	59.032	41.638	1:40.670	77.95	2.913	16:05:04.119
4 -	57.165	41.232	1:38.397 (3)	79.75	0.640	16:06:42.516
5 -	56.901	41.114	1:38.015 (2)	80.07	0.258	16:08:20.531
6 -	56.602	41.155	1:37.757 (1)	80.28		16:09:58.288
7 -	58.422	43.014	1:41.436	77.36	3.679	16:11:39.724

P2 52		Elliot FRICKER		Honda CBR600 - Petwise.org, S&S, Ride in Bike Tyres		
IDEAL LAP TIME : 1:37.657		BEST LAP TIME : 1:37.798		DIFFERENCE : 0.141		
LAP	SECTOR 1	SECTOR 2	LAP TIME	MPH	DIFF	TIME OF DAY
1 -		42.390	1:45.686	74.25	7.888	16:01:44.830
2 -	57.418	41.696	1:39.114	79.18	1.316	16:03:23.944
3 -	58.217	41.574	1:39.791	78.64	1.993	16:05:03.735
4 -	56.913	41.356	1:38.269 (3)	79.86	0.471	16:06:42.004
5 -	56.668	41.516	1:38.184 (2)	79.93	0.386	16:08:20.188
6 -	56.301	41.497	1:37.798 (1)	80.24		16:09:57.986
7 -	58.750	43.392	1:42.142	76.83	4.344	16:11:40.128

P3 624		Matthew FEDRICK		Yamaha R6 - Matthew Fedrick farriers ltd/ Palmer Race Skool		
IDEAL LAP TIME : 1:40.250		BEST LAP TIME : 1:40.371		DIFFERENCE : 0.121		
LAP	SECTOR 1	SECTOR 2	LAP TIME	MPH	DIFF	TIME OF DAY
1 -		42.446	1:46.503	73.68	6.132	16:01:45.647
2 -	57.804	42.567	1:40.371 (1)	78.19		16:03:26.018
3 -	58.408	43.109	1:41.517 (2)	77.30	1.146	16:05:07.535
4 -	59.301	42.960	1:42.261	76.74	1.890	16:06:49.796
5 -	58.854	42.998	1:41.852 (3)	77.05	1.481	16:08:31.648
6 -	58.757	43.392	1:42.149	76.82	1.778	16:10:13.797
7 -	58.695	43.441	1:42.136	76.83	1.765	16:11:55.933

P4 84		Ricardo BRANCO		Yamaha R6 - IMP Racing		
IDEAL LAP TIME : 1:41.526		BEST LAP TIME : 1:41.526		DIFFERENCE : 0.000		
LAP	SECTOR 1	SECTOR 2	LAP TIME	MPH	DIFF	TIME OF DAY
1 -		43.551	1:48.739	72.17	7.213	16:01:47.883
2 -	59.969	43.789	1:43.758	75.63	2.232	16:03:31.641
3 -	59.988	43.485	1:43.473	75.84	1.947	16:05:15.114
4 -	59.390	43.477	1:42.867 (3)	76.29	1.341	16:06:57.981
5 -	59.630	43.238	1:42.868	76.29	1.342	16:08:40.849
6 -	59.401	42.782	1:42.183 (2)	76.80	0.657	16:10:23.032
7 -	58.896	42.630	1:41.526 (1)	77.30		16:12:04.558

P5 54		Adam JAMISON		Yamaha R6 - Team AJR		
IDEAL LAP TIME : 1:41.894		BEST LAP TIME : 1:42.050		DIFFERENCE : 0.156		
LAP	SECTOR 1	SECTOR 2	LAP TIME	MPH	DIFF	TIME OF DAY
1 -		43.494	1:48.908	72.06	6.858	16:01:48.052
2 -	59.025	43.025	1:42.050 (1)	76.90		16:03:30.102
3 -	58.869	43.471	1:42.340 (2)	76.68	0.290	16:05:12.442
4 -	59.086	43.738	1:42.824	76.32	0.774	16:06:55.266
5 -	59.354	43.383	1:42.737 (3)	76.38	0.687	16:08:38.003
6 -	59.538	44.198	1:43.736	75.65	1.686	16:10:21.739
7 -	1:00.366	43.959	1:44.325	75.22	2.275	16:12:06.064

Weather / Track : Cloudy / Dry

Cadwell Park
 Circuit Length = 2.1800 miles
 Start: 15:59 Flag 16:11 End: 16:13

BMCRC - MRO Championships 2021 - Rnd 3 @ Cadwell Park

BMCRC Thunderbike Sport & Rookie Minitwins

RACE 12 - SECTOR ANALYSIS



SECTOR 1 = FL to I1, SECTOR 2 = I1 to FL, DIFF = Difference To Personal Best Lap, P = Crossed Finish Line in Pit Lane, D = Time Disallowed

P6 48		Shaun WALLIS		Yamaha R6 - MBC Despatch Racing		
IDEAL LAP TIME : 1:41.392		BEST LAP TIME : 1:42.208		DIFFERENCE : 0.816		
LAP	SECTOR 1	SECTOR 2	LAP TIME	MPH	DIFF	TIME OF DAY
1 -		43.999	1:50.491	71.02	8.283	16:01:49.635
2 -	59.857	43.481	1:43.338	75.94	1.130	16:03:32.973
3 -	59.918	43.189	1:43.107	76.11	0.899	16:05:16.080
4 -	59.560	43.149	1:42.709 (3)	76.41	0.501	16:06:58.789
5 -	59.503	43.245	1:42.748	76.38	0.540	16:08:41.537
6 -	59.643	42.565	1:42.208 (1)	76.78		16:10:23.745
7 -	58.827	43.651	1:42.478 (2)	76.58	0.270	16:12:06.223

P7 25		Harrison DAY		Honda CBR 600 -		
IDEAL LAP TIME : 1:42.000		BEST LAP TIME : 1:42.000		DIFFERENCE : 0.000		
LAP	SECTOR 1	SECTOR 2	LAP TIME	MPH	DIFF	TIME OF DAY
1 -		43.785	1:49.469	71.69	7.469	16:01:48.613
2 -	59.618	43.595	1:43.213	76.03	1.213	16:03:31.826
3 -	1:00.508	43.519	1:44.027	75.44	2.027	16:05:15.853
4 -	59.265	43.566	1:42.831 (2)	76.32	0.831	16:06:58.684
5 -	59.896	43.481	1:43.377	75.91	1.377	16:08:42.061
6 -	59.613	43.304	1:42.917 (3)	76.25	0.917	16:10:24.978
7 -	58.836	43.164	1:42.000 (1)	76.94		16:12:06.978

P8 81		Malvern MAY		Honda CBR600RR -		
IDEAL LAP TIME : 1:41.665		BEST LAP TIME : 1:42.477		DIFFERENCE : 0.812		
LAP	SECTOR 1	SECTOR 2	LAP TIME	MPH	DIFF	TIME OF DAY
1 -		43.690	1:49.762	71.50	7.285	16:01:48.906
2 -	59.616	43.576	1:43.192	76.05	0.715	16:03:32.098
3 -	59.843	43.444	1:43.287	75.98	0.810	16:05:15.385
4 -	59.323	43.567	1:42.890 (3)	76.27	0.413	16:06:58.275
5 -	59.967	42.809	1:42.776 (2)	76.36	0.299	16:08:41.051
6 -	1:00.280	42.917	1:43.197	76.04	0.720	16:10:24.248
7 -	58.856	43.621	1:42.477 (1)	76.58		16:12:06.725

P9 351		Sam DIGBY-BAKER		Yamaha R6 -		
IDEAL LAP TIME : 1:43.633		BEST LAP TIME : 1:43.665		DIFFERENCE : 0.032		
LAP	SECTOR 1	SECTOR 2	LAP TIME	MPH	DIFF	TIME OF DAY
1 -		44.409	1:51.397	70.45	7.732	16:01:50.541
2 -	1:00.148	43.517	1:43.665 (1)	75.70		16:03:34.206
3 -	1:00.116	43.758	1:43.874 (2)	75.55	0.209	16:05:18.080
4 -	1:00.655	44.287	1:44.942 (3)	74.78	1.277	16:07:03.022
5 -	1:01.374	44.194	1:45.568	74.34	1.903	16:08:48.590
6 -	1:01.075	44.075	1:45.150	74.63	1.485	16:10:33.740
7 -	1:01.075	44.830	1:45.905	74.10	2.240	16:12:19.645

P10 166 RMT		Nicholas BAKER		Suzuki SV650 - K66		
IDEAL LAP TIME : 1:43.110		BEST LAP TIME : 1:43.110		DIFFERENCE : 0.000		
LAP	SECTOR 1	SECTOR 2	LAP TIME	MPH	DIFF	TIME OF DAY
1 -		45.233	1:54.564	68.50	11.454	16:01:53.708
2 -	1:01.050	43.910	1:44.960	74.77	1.850	16:03:38.668
3 -	1:00.866	43.702	1:44.568	75.05	1.458	16:05:23.236
4 -	1:00.296	43.686	1:43.982 (3)	75.47	0.872	16:07:07.218
5 -	1:00.353	43.621	1:43.974 (2)	75.48	0.864	16:08:51.192
6 -	59.853	43.257	1:43.110 (1)	76.11		16:10:34.302
7 -	1:00.926	44.584	1:45.510	74.38	2.400	16:12:19.812

Weather / Track : Cloudy / Dry

Cadwell Park
Circuit Length = 2.1800 miles
Start: 15:59 Flag 16:11 End: 16:13

BMCRC - MRO Championships 2021 - Rnd 3 @ Cadwell Park

BMCRC Thunderbike Sport & Rookie Minitwins

RACE 12 - SECTOR ANALYSIS



SECTOR 1 = FL to I1, SECTOR 2 = I1 to FL, DIFF = Difference To Personal Best Lap, P = Crossed Finish Line in Pit Lane, D = Time Disallowed

P11 123 RMT Adam FORSYTH		Suzuki SV650 - Rock Oil				
IDEAL LAP TIME : 1:44.921		BEST LAP TIME : 1:44.921		DIFFERENCE : 0.000		
LAP	SECTOR 1	SECTOR 2	LAP TIME	MPH	DIFF	TIME OF DAY
1 -		44.139	1:52.383	69.83	7.462	16:01:51.527
2 -	1:01.386	43.535	1:44.921 (1)	74.79		16:03:36.448
3 -	1:01.743	43.685	1:45.428 (2)	74.44	0.507	16:05:21.876
4 -	1:01.911	43.642	1:45.553 (3)	74.35	0.632	16:07:07.429
5 -	1:01.867	43.874	1:45.741	74.21	0.820	16:08:53.170
6 -	1:01.874	43.876	1:45.750	74.21	0.829	16:10:38.920
7 -	1:10.132	44.452	1:54.584	68.49	9.663	16:12:33.504

P12 22 Matthew MAY		Honda CBR600FY - Late Breakers				
IDEAL LAP TIME : 1:45.519		BEST LAP TIME : 1:45.519		DIFFERENCE : 0.000		
LAP	SECTOR 1	SECTOR 2	LAP TIME	MPH	DIFF	TIME OF DAY
1 -		45.541	1:56.262	67.50	10.743	16:01:55.406
2 -	1:01.878	45.333	1:47.211 (3)	73.20	1.692	16:03:42.617
3 -	1:01.569	44.572	1:46.141 (2)	73.94	0.622	16:05:28.758
4 -	1:02.019	45.520	1:47.539	72.97	2.020	16:07:16.297
5 -	1:03.064	45.532	1:48.596	72.26	3.077	16:09:04.893
6 -	1:03.619	45.127	1:48.746	72.16	3.227	16:10:53.639
7 -	1:01.033	44.486	1:45.519 (1)	74.37		16:12:39.158

P13 168 R Aaron DALRYMPLE		Suzuki GSXR 600 -				
IDEAL LAP TIME : 1:46.850		BEST LAP TIME : 1:47.204		DIFFERENCE : 0.354		
LAP	SECTOR 1	SECTOR 2	LAP TIME	MPH	DIFF	TIME OF DAY
1 -		44.927	1:54.024	68.82	6.820	16:01:53.168
2 -	1:03.259	45.544	1:48.803	72.13	1.599	16:03:41.971
3 -	1:03.569	45.845	1:49.414	71.72	2.210	16:05:31.385
4 -	1:02.073	45.131	1:47.204 (1)	73.20		16:07:18.589
5 -	1:02.529	44.783	1:47.312 (3)	73.13	0.108	16:09:05.901
6 -	1:02.198	45.052	1:47.250 (2)	73.17	0.046	16:10:53.151
7 -	1:02.067	45.465	1:47.532	72.98	0.328	16:12:40.683

P14 109 R Marc BELL		Yamaha R6 5SL -				
IDEAL LAP TIME : 1:46.480		BEST LAP TIME : 1:46.960		DIFFERENCE : 0.480		
LAP	SECTOR 1	SECTOR 2	LAP TIME	MPH	DIFF	TIME OF DAY
1 -		45.887	1:56.045	67.62	9.085	16:01:55.189
2 -	1:02.849	45.295	1:48.144	72.57	1.184	16:03:43.333
3 -	1:02.775	45.982	1:48.757	72.16	1.797	16:05:32.090
4 -	1:01.779	45.181	1:46.960 (1)	73.37		16:07:19.050
5 -	1:02.451	45.255	1:47.706	72.86	0.746	16:09:06.756
6 -	1:02.115	45.065	1:47.180 (3)	73.22	0.220	16:10:53.936
7 -	1:01.415	45.716	1:47.131 (2)	73.25	0.171	16:12:41.067

P15 234 RMT Andrew FLUX		Suzuki SV650 - Mach 1 Automotive LTD				
IDEAL LAP TIME : 1:46.993		BEST LAP TIME : 1:47.006		DIFFERENCE : 0.013		
LAP	SECTOR 1	SECTOR 2	LAP TIME	MPH	DIFF	TIME OF DAY
1 -		45.045	1:54.690	68.42	7.684	16:01:53.834
2 -	1:02.927	45.771	1:48.698	72.20	1.692	16:03:42.532
3 -	1:03.044	46.540	1:49.584	71.61	2.578	16:05:32.116
4 -	1:02.040	45.448	1:47.488 (2)	73.01	0.482	16:07:19.604
5 -	1:02.164	45.373	1:47.537 (3)	72.98	0.531	16:09:07.141
6 -	1:02.576	45.110	1:47.686	72.87	0.680	16:10:54.827
7 -	1:01.948	45.058	1:47.006 (1)	73.34		16:12:41.833

Weather / Track : Cloudy / Dry

Cadwell Park
Circuit Length = 2.1800 miles
Start: 15:59 Flag 16:11 End: 16:13

BMCRC - MRO Championships 2021 - Rnd 3 @ Cadwell Park

BMCRC Thunderbike Sport & Rookie Minitwins

RACE 12 - SECTOR ANALYSIS



SECTOR 1 = FL to I1, SECTOR 2 = I1 to FL, DIFF = Difference To Personal Best Lap, P = Crossed Finish Line in Pit Lane, D = Time Disallowed

P16 260 RMT Greg PYMM			Suzuki SV650 -			
IDEAL LAP TIME : 1:49.686		BEST LAP TIME : 1:49.777		DIFFERENCE : 0.091		
LAP	SECTOR 1	SECTOR 2	LAP TIME	MPH	DIFF	TIME OF DAY
1 -		46.354	1:58.112	66.44	8.335	16:01:57.256
2 -	1:04.101	46.239	1:50.340 (3)	71.12	0.563	16:03:47.596
3 -	1:04.252	46.341	1:50.593	70.96	0.816	16:05:38.189
4 -	1:03.821	46.041	1:49.862 (2)	71.43	0.085	16:07:28.051
5 -	1:03.912	46.865	1:49.777 (1)	71.49		16:09:17.828
6 -	1:04.046	47.412	1:51.458	70.41	1.681	16:11:09.286
7 -	1:04.568	46.753	1:51.321	70.49	1.544	16:13:00.607

P17 919 RMT Andrew BELLIS			Suzuki SV 650 - Cunco Ltd			
IDEAL LAP TIME : 1:49.501		BEST LAP TIME : 1:49.593		DIFFERENCE : 0.092		
LAP	SECTOR 1	SECTOR 2	LAP TIME	MPH	DIFF	TIME OF DAY
1 -		48.010	2:01.125	64.79	11.532	16:02:00.269
2 -	1:03.775	47.258	1:51.033	70.68	1.440	16:03:51.302
3 -	1:03.961	47.071	1:51.032	70.68	1.439	16:05:42.334
4 -	1:04.599	47.036	1:51.635	70.30	2.042	16:07:33.969
5 -	1:03.553	46.390	1:49.943 (2)	71.38	0.350	16:09:23.912
6 -	1:03.922	46.399	1:50.321 (3)	71.13	0.728	16:11:14.233
7 -	1:03.111	46.482	1:49.593 (1)	71.61		16:13:03.826

P18 63 RMT Stephen PERFITT			Suzuki SV650 - PKP Services Ltd			
IDEAL LAP TIME : 1:50.224		BEST LAP TIME : 1:50.277		DIFFERENCE : 0.053		
LAP	SECTOR 1	SECTOR 2	LAP TIME	MPH	DIFF	TIME OF DAY
1 -		46.920	1:59.258	65.80	8.981	16:01:58.402
2 -	1:04.673	46.714	1:51.387	70.45	1.110	16:03:49.789
3 -	1:04.928	46.487	1:51.415	70.43	1.138	16:05:41.204
4 -	1:05.116	46.384	1:51.500	70.38	1.223	16:07:32.704
5 -	1:04.551	46.085	1:50.636 (3)	70.93	0.359	16:09:23.340
6 -	1:04.265	46.012	1:50.277 (1)	71.16		16:11:13.617
7 -	1:04.212	46.141	1:50.353 (2)	71.11	0.076	16:13:03.970

P19 189 RMT Mark LAWSON			Suzuki SV 650 - Crawfords metal detectors			
IDEAL LAP TIME : 1:50.404		BEST LAP TIME : 1:50.691		DIFFERENCE : 0.287		
LAP	SECTOR 1	SECTOR 2	LAP TIME	MPH	DIFF	TIME OF DAY
1 -		47.120	2:00.081	65.35	9.390	16:01:59.225
2 -	1:04.747	46.711	1:51.458 (3)	70.41	0.767	16:03:50.683
3 -	1:04.358	46.465	1:50.823 (2)	70.81	0.132	16:05:41.506
4 -	1:05.137	46.959	1:52.096	70.01	1.405	16:07:33.602
5 -	1:04.645	46.046	1:50.691 (1)	70.90		16:09:24.293
6 -	1:16.418	47.175	2:03.593	63.49	12.902	16:11:27.886
7 -	1:04.790	47.526	1:52.316	69.87	1.625	16:13:20.202

P20 455 RMT Tyler DONOVAN			Suzuki SV 650 -			
IDEAL LAP TIME : 1:51.110		BEST LAP TIME : 1:51.110		DIFFERENCE : 0.000		
LAP	SECTOR 1	SECTOR 2	LAP TIME	MPH	DIFF	TIME OF DAY
1 -		48.762	2:03.494	63.55	12.384	16:02:02.638
2 -	1:05.889	49.456	1:55.345	68.03	4.235	16:03:57.983
3 -	1:05.480	48.416	1:53.896	68.90	2.786	16:05:51.879
4 -	1:04.749	47.956	1:52.705	69.63	1.595	16:07:44.584
5 -	1:04.622	47.569	1:52.191 (2)	69.95	1.081	16:09:36.775
6 -	1:05.154	47.507	1:52.661 (3)	69.66	1.551	16:11:29.436
7 -	1:04.436	46.674	1:51.110 (1)	70.63		16:13:20.546

Weather / Track : Cloudy / Dry

Cadwell Park
Circuit Length = 2.1800 miles
Start: 15:59 Flag 16:11 End: 16:13

BMCRC - MRO Championships 2021 - Rnd 3 @ Cadwell Park

BMCRC Thunderbike Sport & Rookie Minitwins

RACE 12 - SECTOR ANALYSIS



SECTOR 1 = FL to I1, SECTOR 2 = I1 to FL, DIFF = Difference To Personal Best Lap, P = Crossed Finish Line in Pit Lane, D = Time Disallowed

P21 101		Glen TRIPP		Honda CBR 600FW - yaki too racing		
IDEAL LAP TIME : 1:51.970		BEST LAP TIME : 1:52.154		DIFFERENCE : 0.184		
LAP	SECTOR 1	SECTOR 2	LAP TIME	MPH	DIFF	TIME OF DAY
1 -		48.213	2:02.495	64.06	10.341	16:02:01.639
2 -	1:06.144	48.477	1:54.621	68.46	2.467	16:03:56.260
3 -	1:05.671	47.383	1:53.054 (3)	69.41	0.900	16:05:49.314
4 -	1:05.527	47.456	1:52.983 (2)	69.46	0.829	16:07:42.297
5 -	1:05.753	47.883	1:53.636	69.06	1.482	16:09:35.933
6 -	1:05.711	47.722	1:53.433	69.18	1.279	16:11:29.366
7 -	1:05.711	46.443	1:52.154 (1)	69.97		16:13:21.520

P22 49 R		Oli CHAYTOR		Yamaha R6 - PearTree Racing		
IDEAL LAP TIME : 1:52.228		BEST LAP TIME : 1:52.622		DIFFERENCE : 0.394		
LAP	SECTOR 1	SECTOR 2	LAP TIME	MPH	DIFF	TIME OF DAY
1 -		48.286	2:04.348	63.11	11.726	16:02:03.492
2 -	1:05.723	48.552	1:54.275	68.67	1.653	16:03:57.767
3 -	1:05.245	47.779	1:53.024 (3)	69.43	0.402	16:05:50.791
4 -	1:05.513	47.544	1:53.057	69.41	0.435	16:07:43.848
5 -	1:05.800	47.544	1:53.344	69.24	0.722	16:09:37.192
6 -	1:05.896	46.983	1:52.879 (2)	69.52	0.257	16:11:30.071
7 -	1:05.630	46.992	1:52.622 (1)	69.68		16:13:22.693

P23 138 RMT		Craig JARMIN		Suzuki SV650 - BK Racing		
IDEAL LAP TIME : 1:52.145		BEST LAP TIME : 1:52.145		DIFFERENCE : 0.000		
LAP	SECTOR 1	SECTOR 2	LAP TIME	MPH	DIFF	TIME OF DAY
1 -		48.866	2:03.832	63.37	11.687	16:02:02.976
2 -	1:06.274	48.204	1:54.478	68.55	2.333	16:03:57.454
3 -	1:06.140	48.659	1:54.799	68.36	2.654	16:05:52.253
4 -	1:05.165	47.840	1:53.005 (3)	69.44	0.860	16:07:45.258
5 -	1:04.528	48.010	1:52.538 (2)	69.73	0.393	16:09:37.796
6 -	1:04.454	47.691	1:52.145 (1)	69.98		16:11:29.941
7 -	1:05.837	48.065	1:53.902	68.90	1.757	16:13:23.843

P24 114 RMT		Adam CAVEY		Suzuki SV650 - PogSpeed		
IDEAL LAP TIME : 1:52.533		BEST LAP TIME : 1:52.810		DIFFERENCE : 0.277		
LAP	SECTOR 1	SECTOR 2	LAP TIME	MPH	DIFF	TIME OF DAY
1 -		48.641	2:05.051	62.75	12.241	16:02:04.195
2 -	1:05.587	49.135	1:54.722	68.40	1.912	16:03:58.917
3 -	1:05.382	47.993	1:53.375	69.22	0.565	16:05:52.292
4 -	1:04.892	47.948	1:52.840 (2)	69.55	0.030	16:07:45.132
5 -	1:05.086	48.008	1:53.094	69.39	0.284	16:09:38.226
6 -	1:05.266	47.641	1:52.907 (3)	69.50	0.097	16:11:31.133
7 -	1:04.926	47.884	1:52.810 (1)	69.56		16:13:23.943

P25 29 RMT		Hayden KILLWORTH		Suzuki SV650 - BK Racing		
IDEAL LAP TIME : 1:52.671		BEST LAP TIME : 1:52.671		DIFFERENCE : 0.000		
LAP	SECTOR 1	SECTOR 2	LAP TIME	MPH	DIFF	TIME OF DAY
1 -		49.170	2:05.739	62.41	13.068	16:02:04.883
2 -	1:05.264	49.400	1:54.664	68.44	1.993	16:03:59.547
3 -	1:05.104	48.127	1:53.231	69.31	0.560	16:05:52.778
4 -	1:05.018	48.246	1:53.264	69.29	0.593	16:07:46.042
5 -	1:04.888	47.996	1:52.884 (2)	69.52	0.213	16:09:38.926
6 -	1:04.831	48.163	1:52.994 (3)	69.45	0.323	16:11:31.920
7 -	1:04.716	47.955	1:52.671 (1)	69.65		16:13:24.591

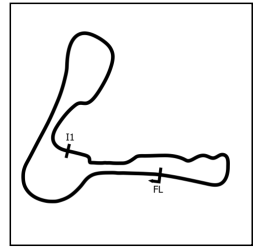
Weather / Track : Cloudy / Dry

Cadwell Park
 Circuit Length = 2.1800 miles
 Start: 15:59 Flag 16:11 End: 16:13

BMCRC - MRO Championships 2021 - Rnd 3 @ Cadwell Park

BMCRC Thunderbike Sport & Rookie Minitwins

RACE 12 - SECTOR ANALYSIS



SECTOR 1 = FL to I1, SECTOR 2 = I1 to FL, DIFF = Difference To Personal Best Lap, P = Crossed Finish Line in Pit Lane, D = Time Disallowed

P26 185 R		Ben LOGAN		Kawasaki ZX6R -		
IDEAL LAP TIME : 1:52.942		BEST LAP TIME : 1:53.333		DIFFERENCE : 0.391		
LAP	SECTOR 1	SECTOR 2	LAP TIME	MPH	DIFF	TIME OF DAY
1 -		51.440	2:09.916	60.40	16.583	16:02:09.060
2 -	1:07.068	49.781	1:56.849	67.16	3.516	16:04:05.909
3 -	1:05.920	48.852	1:54.772	68.37	1.439	16:06:00.681
4 -	1:05.088	48.398	1:53.486 (2)	69.15	0.153	16:07:54.167
5 -	1:04.544	48.789	1:53.333 (1)	69.24		16:09:47.500
6 -	1:05.007	48.793	1:53.800 (3)	68.96	0.467	16:11:41.300

P27 58 RMT		John CHANDLER		Suzuki SV650 - Anode Electronics		
IDEAL LAP TIME : 1:52.886		BEST LAP TIME : 1:52.886		DIFFERENCE : 0.000		
LAP	SECTOR 1	SECTOR 2	LAP TIME	MPH	DIFF	TIME OF DAY
1 -		49.721	2:08.325	61.15	15.439	16:02:07.469
2 -	1:08.096	48.415	1:56.511	67.35	3.625	16:04:03.980
3 -	1:07.273	48.354	1:55.627	67.87	2.741	16:05:59.607
4 -	1:06.870	47.934	1:54.804 (3)	68.36	1.918	16:07:54.411
5 -	1:06.209	48.105	1:54.314 (2)	68.65	1.428	16:09:48.725
6 -	1:05.328	47.558	1:52.886 (1)	69.52		16:11:41.611

P28 139 R		Rob MARLEY		Honda CBR600F3 - PearTree Racing		
IDEAL LAP TIME : 1:53.869		BEST LAP TIME : 1:54.568		DIFFERENCE : 0.699		
LAP	SECTOR 1	SECTOR 2	LAP TIME	MPH	DIFF	TIME OF DAY
1 -		49.899	2:07.791	61.41	13.223	16:02:06.935
2 -	1:07.707	48.601	1:56.308	67.47	1.740	16:04:03.243
3 -	1:07.179	48.265	1:55.444	67.98	0.876	16:05:58.687
4 -	1:06.742	47.826	1:54.568 (1)	68.50		16:07:53.255
5 -	1:06.043	48.953	1:54.996 (2)	68.24	0.428	16:09:48.251
6 -	1:06.501	48.707	1:55.208 (3)	68.12	0.640	16:11:43.459

P29 130 RMT		Vince JONES		Suzuki SV650 -		
IDEAL LAP TIME : 1:53.793		BEST LAP TIME : 1:53.793		DIFFERENCE : 0.000		
LAP	SECTOR 1	SECTOR 2	LAP TIME	MPH	DIFF	TIME OF DAY
1 -		49.990	2:09.119	60.78	15.326	16:02:08.263
2 -	1:08.220	48.254	1:56.474	67.38	2.681	16:04:04.737
3 -	1:07.497	49.167	1:56.664	67.27	2.871	16:06:01.401
4 -	1:06.140	47.653	1:53.793 (1)	68.96		16:07:55.194
5 -	1:06.753	48.026	1:54.779 (2)	68.37	0.986	16:09:49.973
6 -	1:06.529	48.600	1:55.129 (3)	68.16	1.336	16:11:45.102

P30 188 RMT		Tim FRAMPTON		Suzuki SV650 -		
IDEAL LAP TIME : 1:55.010		BEST LAP TIME : 1:55.392		DIFFERENCE : 0.382		
LAP	SECTOR 1	SECTOR 2	LAP TIME	MPH	DIFF	TIME OF DAY
1 -		49.760	2:10.900	59.95	15.508	16:02:10.044
2 -	1:09.064	48.545	1:57.609	66.73	2.217	16:04:07.653
3 -	1:08.328	48.263	1:56.591	67.31	1.199	16:06:04.244
4 -	1:07.720	48.501	1:56.221 (3)	67.52	0.829	16:08:00.465
5 -	1:07.432	47.960	1:55.392 (1)	68.01		16:09:55.857
6 -	1:07.050	48.387	1:55.437 (2)	67.98	0.045	16:11:51.294

BMCRC - MRO Championships 2021 - Rnd 3 @ Cadwell Park

BMCRC Thunderbike Sport & Rookie Minitwins

RACE 12 - SECTOR ANALYSIS



SECTOR 1 = FL to I1, SECTOR 2 = I1 to FL, DIFF = Difference To Personal Best Lap, P = Crossed Finish Line in Pit Lane, D = Time Disallowed

P31 116 RMT Gareth FAITH		Suzuki SV650 - Sitramoto				
IDEAL LAP TIME : 1:55.149		BEST LAP TIME : 1:55.149		DIFFERENCE : 0.000		
LAP	SECTOR 1	SECTOR 2	LAP TIME	MPH	DIFF	TIME OF DAY
1 -		50.658	2:10.586	60.09	15.437	16:02:09.730
2 -	1:08.864	48.701	1:57.565	66.75	2.416	16:04:07.295
3 -	1:07.737	48.954	1:56.691 (3)	67.25	1.542	16:06:03.986
4 -	1:08.414	48.868	1:57.282	66.91	2.133	16:08:01.268
5 -	1:06.983	48.166	1:55.149 (1)	68.15		16:09:56.417
6 -	1:08.073	48.450	1:56.523 (2)	67.35	1.374	16:11:52.940

P32 62 RMT James KING		Suzuki SV650 - King and Drury construction				
IDEAL LAP TIME : 1:56.204		BEST LAP TIME : 1:59.430		DIFFERENCE : 3.226		
LAP	SECTOR 1	SECTOR 2	LAP TIME	MPH	DIFF	TIME OF DAY
1 -		47.998	1:59.430 (1)	65.71		16:01:58.574

BMCRC - MRO Championships 2021 - Rnd 3 @ Cadwell Park

BMCRC Thunderbike Sport & Rookie Minitwins

RACE 12 - BEST SECTORS

SECTOR 1			SECTOR 2			IDEAL / BEST COMPARISON						
POS	NO	NAME	TIME	NO	NAME	TIME	POS	NO	NAME	IDEAL	BEST	DIFF
									PERFECT LAP	1:37.415		
1	52	FRICKER	56.301	961	SIM	41.114	1	52	FRICKER	1:37.657	1:37.798	0.141
2	961	SIM	56.602	52	FRICKER	41.356	2	961	SIM	1:37.716	1:37.757	0.041
3	624	FEDRICK	57.804	624	FEDRICK	42.446	3	624	FEDRICK	1:40.250	1:40.371	0.121
4	48	WALLIS	58.827	48	WALLIS	42.565	4	48	WALLIS	1:41.392	1:42.208	0.816
5	25	DAY	58.836	84	BRANCO	42.630	5	84	BRANCO	1:41.526	1:41.526	0.000
6	81	MAY	58.856	81	MAY	42.809	6	81	MAY	1:41.665	1:42.477	0.812
7	54	JAMISON	58.869	54	JAMISON	43.025	7	54	JAMISON	1:41.894	1:42.050	0.156
8	84	BRANCO	58.896	25	DAY	43.164	8	25	DAY	1:42.000	1:42.000	0.000
9	166	BAKER	59.853	166	BAKER	43.257	9	166	BAKER	1:43.110	1:43.110	0.000
10	351	DIGBY-BAKER	1:00.116	351	DIGBY-BAKER	43.517	10	351	DIGBY-BAKER	1:43.633	1:43.665	0.032
11	22	MAY	1:01.033	123	FORSYTH	43.535	11	123	FORSYTH	1:44.921	1:44.921	0.000
12	123	FORSYTH	1:01.386	22	MAY	44.486	12	22	MAY	1:45.519	1:45.519	0.000
13	109	BELL	1:01.415	168	DALRYMPLE	44.783	13	109	BELL	1:46.480	1:46.960	0.480
14	234	FLUX	1:01.948	234	FLUX	45.045	14	168	DALRYMPLE	1:46.850	1:47.204	0.354
15	168	DALRYMPLE	1:02.067	109	BELL	45.065	15	234	FLUX	1:46.993	1:47.006	0.013
16	919	BELLIS	1:03.111	260	PYMM	45.865	16	919	BELLIS	1:49.501	1:49.593	0.092
17	260	PYMM	1:03.821	63	PERFITT	46.012	17	260	PYMM	1:49.686	1:49.777	0.091
18	63	PERFITT	1:04.212	189	LAWSON	46.046	18	63	PERFITT	1:50.224	1:50.277	0.053
19	189	LAWSON	1:04.358	919	BELLIS	46.390	19	189	LAWSON	1:50.404	1:50.691	0.287
20	455	DONOVAN	1:04.436	101	TRIPP	46.443	20	455	DONOVAN	1:51.110	1:51.110	0.000
21	138	JARMIN	1:04.454	455	DONOVAN	46.674	21	101	TRIPP	1:51.970	1:52.154	0.184
22	185	LOGAN	1:04.544	49	CHAYTOR	46.983	22	138	JARMIN	1:52.145	1:52.145	0.000
23	29	KILLWORTH	1:04.716	58	CHANDLER	47.558	23	49	CHAYTOR	1:52.228	1:52.622	0.394
24	114	CAVEY	1:04.892	114	CAVEY	47.641	24	114	CAVEY	1:52.533	1:52.810	0.277
25	49	CHAYTOR	1:05.245	130	JONES	47.653	25	29	KILLWORTH	1:52.671	1:52.671	0.000
26	58	CHANDLER	1:05.328	138	JARMIN	47.691	26	58	CHANDLER	1:52.886	1:52.886	0.000
27	101	TRIPP	1:05.527	139	MARLEY	47.826	27	185	LOGAN	1:52.942	1:53.333	0.391
28	139	MARLEY	1:06.043	29	KILLWORTH	47.955	28	130	JONES	1:53.793	1:53.793	0.000
29	130	JONES	1:06.140	188	FRAMPTON	47.960	29	139	MARLEY	1:53.869	1:54.568	0.699
30	116	FAITH	1:06.983	62	KING	47.998	30	188	FRAMPTON	1:55.010	1:55.392	0.382
31	188	FRAMPTON	1:07.050	116	FAITH	48.166	31	116	FAITH	1:55.149	1:55.149	0.000
32	62	KING	1:08.206	185	LOGAN	48.398	32	62	KING	1:56.204	1:59.430	3.226

33

Weather / Track : Cloudy / Dry

Results can be found at www.tsl-timing.com

Cadwell Park

Circuit Length = 2.1800 miles

Start: 15:59 Flag 16:11 End: 16:13

Printed - 16:17 Saturday, 26 June 2021

BMCRC - MRO Championships 2021 - Rnd 3 @ Cadwell Park

BMCRC Thunderbike Sport & Rookie Minitwins

RACE 12 - STATISTICS

Competitors Started 32
Planned Start 2021-06-26 @ 15:45:00.000
Actual Start 2021-06-26 @ 15:59:59.144
Finish Time 2021-06-26 @ 16:11:39.723
Track Length 2.1800mi.
Total Laps 212
Total Distance Covered 462.1639mi.

Session Fastest Lap History

NO	CL	NAME	LAP TIME	TIME OF DAY	LAP	VEHICLE
961		Jack SIM	1:45.207	16:01:44.364	1	Yamaha R6
961		Jack SIM	1:39.098	16:03:23.462	2	Yamaha R6
52		Elliot FRICKER	1:38.269	16:06:42.030	4	Honda CBR600
52		Elliot FRICKER	1:38.184	16:08:20.214	5	Honda CBR600
961		Jack SIM	1:38.015	16:08:20.544	5	Yamaha R6
52		Elliot FRICKER	1:37.798	16:09:58.012	6	Honda CBR600
961		Jack SIM	1:37.757	16:09:58.301	6	Yamaha R6

Session Leader History

NO	CL	NAME	FROM LAP	LAPS LED	DISTANCE	VEHICLE
961		Jack SIM	1	2	4.36 miles	Yamaha R6
52		Elliot FRICKER	3	4	8.72 miles	Honda CBR600
961		Jack SIM	7	1	2.18 miles	Yamaha R6

Flag History

TYPE	TIME OF DAY
GREEN	15:59:59.144
FINISH	16:11:39.723

Flag Statistics

TYPE	COUNT	TOTAL LAPS	TOTAL TIME
Green	1	7	13:30.553
Red	0	0	0.000
Safety Car	0	0	0.000
FCY	0	0	0.000

Weather / Track : Cloudy / Dry

Cadwell Park
Circuit Length = 2.1800 miles
Start: 15:59 Flag 16:11 End: 16:13

BMCRC - MRO Championships 2021 - Rnd 3 @ Cadwell Park

BMCRC Thunderbike Sport & Rookie Minitwins

RACE 12 - STATISTICS

CLASS :

11 Starters

Fastest Lap History

NO	NAME	LAP TIME	TIME OF DAY	LAP	VEHICLE
961	Jack SIM	1:45.207	16:01:44.364	1	Yamaha R6
961	Jack SIM	1:39.098	16:03:23.462	2	Yamaha R6
52	Elliot FRICKER	1:38.269	16:06:42.030	4	Honda CBR600
52	Elliot FRICKER	1:38.184	16:08:20.214	5	Honda CBR600
961	Jack SIM	1:38.015	16:08:20.544	5	Yamaha R6
52	Elliot FRICKER	1:37.798	16:09:58.012	6	Honda CBR600
961	Jack SIM	1:37.757	16:09:58.301	6	Yamaha R6

Leader History

NO	NAME	FROM LAP	LAPS LED	DISTANCE	VEHICLE
961	Jack SIM	1	2	4.36 miles	Yamaha R6
52	Elliot FRICKER	3	4	8.72 miles	Honda CBR600
961	Jack SIM	7	1	2.18 miles	Yamaha R6

BMCRC - MRO Championships 2021 - Rnd 3 @ Cadwell Park

BMCRC Thunderbike Sport & Rookie Minitwins

RACE 12 - STATISTICS

CLASS : R

5 Starters

Fastest Lap History

NO	NAME	LAP TIME	TIME OF DAY	LAP	VEHICLE
168	Aaron DALRYMPLE	1:54.024	16:01:53.193	1	Suzuki GSXR 600
168	Aaron DALRYMPLE	1:48.803	16:03:41.996	2	Suzuki GSXR 600
109	Marc BELL	1:48.144	16:03:43.360	2	Yamaha R6 5SL
168	Aaron DALRYMPLE	1:47.204	16:07:18.614	4	Suzuki GSXR 600
109	Marc BELL	1:46.960	16:07:19.077	4	Yamaha R6 5SL

Leader History

NO	NAME	FROM LAP	LAPS LED	DISTANCE	VEHICLE
168	Aaron DALRYMPLE	1	7	15.26 miles	Suzuki GSXR 600

BMCRC - MRO Championships 2021 - Rnd 3 @ Cadwell Park

BMCRC Thunderbike Sport & Rookie Minitwins

RACE 12 - STATISTICS

CLASS : RMT

16 Starters

Fastest Lap History

NO	NAME	LAP TIME	TIME OF DAY	LAP	VEHICLE
123	Adam FORSYTH	1:52.383	16:01:51.551	1	Suzuki SV650
123	Adam FORSYTH	1:44.921	16:03:36.473	2	Suzuki SV650
166	Nicholas BAKER	1:44.568	16:05:23.259	3	Suzuki SV650
166	Nicholas BAKER	1:43.982	16:07:07.241	4	Suzuki SV650
166	Nicholas BAKER	1:43.974	16:08:51.215	5	Suzuki SV650
166	Nicholas BAKER	1:43.110	16:10:34.326	6	Suzuki SV650

Leader History

NO	NAME	FROM LAP	LAPS LED	DISTANCE	VEHICLE
123	Adam FORSYTH	1	3	6.54 miles	Suzuki SV650
166	Nicholas BAKER	4	4	8.72 miles	Suzuki SV650

BMCRC - MRO Championships 2021 - Rnd 3 @ Cadwell Park

BMCRC Thunderbike Sport & Rookie Minitwins

RACE 2 - GRID (9 Laps)

ROW 13	37	333 Mark STUBBERFIELD	38	744 Gary ANDERSON	39	48 Shaun WALLIS		
ROW 12		34	73 Esteban LECOQ	35	75 Stewart MAY	36	80 Stephen LANE	
ROW 11		1:59.430	31	62 James KING	32	193 Tony BOTTO	33	72 Mark GILLAM
ROW 10			28	139 Rob MARLEY	29	116 Gareth FAITH	30	188 Tim FRAMPTON
ROW 9		1:52.886	25	58 John CHANDLER	26	185 Ben LOGAN	27	130 Vince JONES
ROW 8			22	49 Oli CHAYTOR	23	29 Hayden KILLWORTH	24	114 Adam CAVEY
ROW 7		1:51.110	19	455 Tyler DONOVAN	20	138 Craig JARMIN	21	101 Glen TRIPP
ROW 6			16	260 Greg PYMM	17	63 Stephen PERFITT	18	189 Mark LAWSON
ROW 5		1:47.006	13	234 Andrew FLUX	14	168 Aaron DALRYMPLE	15	919 Andrew BELLIS
ROW 4			10	123 Adam FORSYTH	11	22 Matthew MAY	12	109 Marc BELL
ROW 3		1:42.477	7	81 Malvern MAY	8	166 Nicholas BAKER	9	351 Sam DIGBY-BAKER
ROW 2			4	84 Ricardo BRANCO	5	25 Harrison DAY	6	54 Adam JAMISON
ROW 1		1:37.757	1	961 Jack SIM	2	52 Elliot FRICKER	3	624 Matthew FEDRICK
				Pole				

Cadwell Park

Circuit Length = 2.1800 miles

These results are provisional until the conclusion of any judicial and technical matters.

Clerk Of Course :	Stewards :	Timekeeper : Sarah Evans
-------------------	------------	--------------------------

Results can be found at www.tsl-timing.com

Printed - 17:09 Saturday, 26 June 2021



BMCRC - MRO Championships 2021 - Rnd 3 @ Cadwell Park



BMCRC Thunderbike Sport & Rookie Minitwins

RACE 2 - CLASSIFICATION

POS	NO	CL	PIC NAME	ENTRY	LAPS	TIME	GAP	DIFF	MPH	BEST	ON
1	961		1 Jack SIM	Yamaha R6 - Platform Lift Engineers Ltd	8	13:26.378			77.85	1:38.885	3
2	54		2 Adam JAMISON	Yamaha R6 - Team AJR	8	13:37.108	10.730	10.730	76.83	1:39.807	6
3	624		3 Matthew FEDRICK	Yamaha R6 - Matthew Fedrick farriers ltd/ Palmer R	8	13:38.112	11.734	1.004	76.74	1:39.982	6
4	81		4 Malvern MAY	Honda CBR600RR -	7	12:03.037	1 Lap	1 Lap	75.98	1:41.553	4
5	25		5 Harrison DAY	Honda CBR 600 -	7	12:05.481	1 Lap	2.444	75.72	1:42.354	2
6	123	RMT	1 Adam FORSYTH	Suzuki SV650 - Rock Oil	7	12:32.338	1 Lap	26.857	73.02	1:45.182	7
7	22		6 Matthew MAY	Honda CBR600FY - Late Breakers	7	12:39.196	1 Lap	6.858	72.36	1:46.583	3
8	168	R	1 Aaron DALRYMPLE	Suzuki GSXR 600 -	7	12:39.734	1 Lap	0.538	72.31	1:46.908	2
9	234	RMT	2 Andrew FLUX	Suzuki SV650 - Mach 1 Automotive LTD	7	12:40.448	1 Lap	0.714	72.24	1:46.492	7
10	48		7 Shaun WALLIS	Yamaha R6 - MBC Despatch Racing	7	12:41.133	1 Lap	0.685	72.17	1:43.606	7
11	72	RMT	3 Mark GILLAM	Suzuki SV650 - No More Straps Ltd	7	12:47.712	1 Lap	6.579	71.55	1:45.834	7
12	109	R	2 Marc BELL	Yamaha R6 5SL -	7	12:50.131	1 Lap	2.419	71.33	1:46.721	5
13	919	RMT	4 Andrew BELLIS	Suzuki SV 650 - Cunco Ltd	7	12:56.443	1 Lap	6.312	70.75	1:47.906	7
14	63	RMT	5 Stephen PERFITT	Suzuki SV650 - PKP Services Ltd	7	12:57.300	1 Lap	0.857	70.67	1:48.605	7
15	260	RMT	6 Greg PYMM	Suzuki SV650 -	7	12:57.517	1 Lap	0.217	70.65	1:47.815	7
16	189	RMT	7 Mark LAWSON	Suzuki SV 650 - Crawfords metal detectors	7	12:59.571	1 Lap	2.054	70.47	1:48.742	5
17	62	RMT	8 James KING	Suzuki SV650 - King and Drury construction	7	13:14.749	1 Lap	15.178	69.12	1:50.595	5
18	138	RMT	9 Craig JARMIN	Suzuki SV650 - BK Racing	7	13:21.825	1 Lap	7.076	68.51	1:52.199	7
19	49	R	3 Oli CHAYTOR	Yamaha R6 - PearTree Racing	7	13:29.274	1 Lap	7.449	67.88	1:51.675	7
20	29	RMT	10 Hayden KILLWORTH	Suzuki SV650 - BK Racing	7	13:30.270	1 Lap	0.996	67.80	1:51.952	7
21	185	R	4 Ben LOGAN	Kawasaki ZX6R -	7	13:32.540	1 Lap	2.270	67.61	1:52.833	6
22	101		8 Glen TRIPP	Honda CBR 600FW - yaki too racing	7	13:35.004	1 Lap	2.464	67.40	1:52.810	6
23	455	RMT	11 Tyler DONOVAN	Suzuki SV 650 -	7	13:35.017	1 Lap	0.013	67.40	1:54.484	4
24	114	RMT	12 Adam CAVEY	Suzuki SV650 - PogSpeed	7	13:35.477	1 Lap	0.460	67.36	1:51.346	6
25	193	RMT	13 Tony BOTTO	Suzuki SV 650 - TB Motorcycles	7	13:42.167	1 Lap	6.690	66.81	1:53.468	7
26	130	RMT	14 Vince JONES	Suzuki SV650 -	6	11:50.676	2 Laps	1 Lap	66.25	1:55.192	5
27	139	R	5 Rob MARLEY	Honda CBR600F3 - PearTree Racing	6	11:55.979	2 Laps	5.303	65.76	1:56.185	4
28	116	RMT	15 Gareth FAITH	Suzuki SV650 - Sitramoto	6	12:00.281	2 Laps	4.302	65.37	1:56.208	5
29	188	RMT	16 Tim FRAMPTON	Suzuki SV650 -	6	12:03.359	2 Laps	3.078	65.09	1:57.670	5

NOT CLASSIFIED

DNF	84		Ricardo BRANCO	Yamaha R6 - IMP Racing	7	11:58.093	1 Lap	0.000	76.50	1:41.045	5
DNF	351		Sam DIGBY-BAKER	Yamaha R6 -	2	3:35.365	6 Laps	5 Laps	72.88	1:44.993	2
DNF	52		Elliot FRICKER	Honda CBR600 - Petwise.org, S&S, Ride in Bike Tj	1	1:45.215	7 Laps	1 Lap	74.59	1:45.215	1
DNF	166	RMT	Nicholas BAKER	Suzuki SV650 - K66	0						
DNF	58	RMT	John CHANDLER	Suzuki SV650 - Anode Electronics	0						
NS	73	RMT	Esteban LECOQ	Suzuki SV650 SK5 -	0						
NS	75		Stewart MAY	Honda CBR600F3 - Moths in the wallet	0						
NS	80	R	Stephen LANE	Kawasaki ZX6R -	0						
NS	333	R	Mark STUBBERFIELD	Suzuki SV650 SUPERTWIN -	0						
NS	744	RMT	Gary ANDERSON	Suzuki SV650 - A&M MOT Services. Guildford	0						

FASTEST LAP

961	Jack SIM	Yamaha R6 - Platform Lift Engineers Ltd	3	1:38.885	79.36 mph	127.72 kph
123	RMT Adam FORSYTH	Suzuki SV650 - Rock Oil	7	1:45.182	74.61 mph	120.07 kph
109	R Marc BELL	Yamaha R6 5SL -	5	1:46.721	73.53 mph	118.34 kph

Bike 84 - Not running at time of Red Flag
Class - 92.5% of Race Speed = 72.01 mph
Class RMT - 92.5% of Race Speed = 67.54 mph
Class R - 92.5% of Race Speed = 66.88 mph

Cadwell Park: 2.1800 miles

Race Distance: 8 Laps / 17.44 miles

Start: 10:31 Flag 10:44 End: 10:48

Weather / Track : Cloudy / Dry

These results are provisional until the conclusion of any judicial and technical matters.

Clerk Of Course :	Stewards :	Timekeeper : Sarah Evans
-------------------	------------	--------------------------

Results can be found at www.tsl-timing.com

Printed - 10:51 Sunday, 27 June 2021



BMCRC - MRO Championships 2021 - Rnd 3 @ Cadwell Park

BMCRC Thunderbike Sport & Rookie Minitwins

RACE 2 - LAP CHART

LAP 1 @ 10:33:05.629

NO	BEHIND	LAP TIME
961		1:44.560
52	0.655	1:45.215
84	2.902	1:47.462
624	3.034	1:47.594
54	4.080	1:48.640
25	4.698	1:49.258
81	4.997	1:49.557
351	5.812	1:50.372
168	8.260	1:52.820
123	8.901	1:53.461
22	9.936	1:54.496
234	13.202	1:57.762
63	13.595	1:58.155
919	14.769	1:59.329
109	15.180	1:59.740
260	16.240	2:00.800
189	16.896	2:01.456
455	18.427	2:02.987
72	18.733	2:03.293
138	19.101	2:03.661
48	19.994	2:04.554
49	21.831	2:06.391
62	22.257	2:06.817
101	22.482	2:07.042
185	23.736	2:08.296
29	24.165	2:08.725
130	25.162	2:09.722
114	25.534	2:10.094
139	26.150	2:10.710
188	27.329	2:11.889
116	28.419	2:12.979
193	29.158	2:13.718

LAP 2 @ 10:34:44.609

NO	BEHIND	LAP TIME
961		1:38.980
84	5.986	1:42.064
624	6.221	1:42.167
54	6.903	1:41.803
25	8.072	1:42.354
81	8.670	1:42.653
351	11.825	1:44.993
168	16.188	1:46.908
123	16.755	1:46.834
22	18.709	1:47.753
234	22.058	1:47.836
63	24.881	1:50.266
919	26.268	1:50.479
109	26.557	1:50.357
260	27.535	1:50.275
189	28.289	1:50.373
72	28.614	1:48.861
48	28.867	1:47.853
138	33.045	1:52.924
62	35.173	1:51.896
455	37.229	1:57.782
49	39.281	1:56.430
29	39.793	1:54.608
185	40.001	1:55.245
101	40.826	1:57.324
114	41.928	1:55.374
130	43.676	1:57.494

139	45.524	1:58.354
188	47.505	1:59.156
193	47.721	1:57.543
116	49.172	1:59.733

LAP 3 @ 10:36:23.494

NO	BEHIND	LAP TIME
961		1:38.885
84	9.452	1:42.351
624	9.672	1:42.336
54	10.146	1:42.128
25	12.345	1:43.158
81	12.533	1:42.748
168	25.136	1:47.833
123	25.728	1:47.858
22	26.407	1:46.583
234	30.706	1:47.533
63	37.388	1:51.392
109	37.521	1:49.849
48	38.057	1:48.075
260	38.232	1:49.582
919	38.854	1:51.471
72	39.041	1:49.312
189	40.160	1:50.756
62	47.445	1:51.157
138	47.586	1:53.426
455	53.152	1:54.808
185	55.189	1:54.073
29	55.742	1:54.834
49	56.169	1:55.773
101	57.506	1:55.565
114	58.334	1:55.291
130	1:01.238	1:56.447
139	1:03.255	1:56.616
193	1:04.678	1:55.842
188	1:06.646	1:58.026
116	1:08.480	1:58.193

LAP 4 @ 10:38:02.750

NO	BEHIND	LAP TIME
961		1:39.256
624	11.266	1:40.850
84	12.093	1:41.897
54	12.366	1:41.476
81	14.830	1:41.553
25	16.126	1:43.037
168	33.358	1:47.478
22	33.927	1:46.776
123	34.031	1:47.559
234	38.475	1:47.025
48	44.878	1:46.077
109	46.328	1:48.063
72	47.472	1:47.687
63	49.031	1:50.899
260	49.479	1:50.503
919	49.849	1:50.251
189	50.655	1:49.751
62	58.823	1:50.634
138	1:01.214	1:52.884
455	1:08.380	1:54.484
185	1:09.595	1:53.662
29	1:10.269	1:53.783
49	1:10.472	1:53.559
101	1:12.572	1:54.322

114	1:14.788	1:55.710
130	1:17.586	1:55.604
193	1:19.518	1:54.096
139	1:20.184	1:56.185
188	1:25.896	1:58.506
116	1:26.086	1:56.862

LAP 5 @ 10:39:42.860

NO	BEHIND	LAP TIME
961		1:40.110
624	12.296	1:41.140
84	13.028	1:41.045
54	13.542	1:41.286
81	16.537	1:41.817
25	18.691	1:42.675
123	39.582	1:45.661
22	41.714	1:47.897
168	43.042	1:49.794
234	45.260	1:46.895
48	50.402	1:45.634
109	52.939	1:46.721
72	53.783	1:46.421
63	58.111	1:49.190
919	58.786	1:49.047
260	58.872	1:49.503
189	59.287	1:48.742
62	1:09.308	1:50.595
138	1:14.117	1:53.013
185	1:22.498	1:53.013
455	1:23.147	1:54.877
49	1:23.708	1:53.346
29	1:24.443	1:54.284
101	1:26.398	1:53.936
114	1:28.739	1:54.061
130	1:32.668	1:55.192
193	1:33.285	1:53.877
139	1:37.145	1:57.071

LAP 6 @ 10:41:24.814

NO	BEHIND	LAP TIME
961		1:41.954
116	1 Lap	1:56.208
188	1 Lap	1:57.670
624	10.324	1:39.982
54	11.395	1:39.807
84	12.276	1:41.202
81	17.110	1:42.527
25	19.291	1:42.554
123	43.411	1:45.783
22	46.520	1:46.760
168	48.734	1:47.646
234	50.211	1:46.905
48	53.782	1:45.334
72	58.133	1:46.304
109	58.267	1:47.282
919	1:04.792	1:47.960
63	1:04.950	1:48.793
260	1:05.957	1:49.039
189	1:06.966	1:49.633
62	1:19.172	1:51.818
138	1:25.881	1:53.718
185	1:33.377	1:52.833
49	1:33.854	1:52.100
29	1:34.573	1:52.084

LAP 7 @ 10:43:06.027

NO	BEHIND	LAP TIME
961		1:41.213
193	1 Lap	1:53.623
130	1 Lap	1:56.217
139	1 Lap	1:57.043
54	11.283	1:41.101
624	12.317	1:43.206
84	13.135	1:42.072
116	1 Lap	1:56.306
81	18.079	1:42.182
188	1 Lap	1:58.112
25	20.523	1:42.445
123	47.380	1:45.182
22	54.238	1:48.931
168	54.776	1:47.255
234	55.490	1:46.492
48	56.175	1:43.606
72	1:02.754	1:45.834
109	1:05.173	1:48.119
919	1:11.485	1:47.906
63	1:12.342	1:48.605
260	1:12.559	1:47.815
189	1:14.613	1:48.860
62	1:29.791	1:51.832
138	1:36.867	1:52.199

LAP 8 @ 10:44:47.447

NO	BEHIND	LAP TIME
961		1:41.420
49	1 Lap	1:51.675
29	1 Lap	1:51.952
185	1 Lap	1:55.418
101	1 Lap	1:54.005
455	1 Lap	1:55.223
114	1 Lap	1:53.601
54	10.730	1:40.867
624	11.734	1:40.837
193	1 Lap	1:53.468

Cadwell Park

Circuit Length = 2.1800 miles

Start: 10:31 Flag 10:44 End: 10:48

Weather / Track : Cloudy / Dry

Results can be found at www.tsl-timing.com

Printed - 10:52 Sunday, 27 June 2021

BMCRC - MRO Championships 2021 - Rnd 3 @ Cadwell Park

BMCRC Thunderbike Sport & Rookie Minitwins

RACE 2 - SECTOR ANALYSIS



SECTOR 1 = FL to I1, SECTOR 2 = I1 to FL, DIFF = Difference To Personal Best Lap, P = Crossed Finish Line in Pit Lane, D = Time Disallowed

P1 961		Jack SIM		Yamaha R6 - Platform Lift Engineers Ltd		
IDEAL LAP TIME : 1:38.849		BEST LAP TIME : 1:38.885		DIFFERENCE : 0.036		
LAP	SECTOR 1	SECTOR 2	LAP TIME	MPH	DIFF	TIME OF DAY
1 -		41.722	1:44.560	75.05	5.675	10:33:05.629
2 -	57.334	41.646	1:38.980 (2)	79.28	0.095	10:34:44.609
3 -	57.370	41.515	1:38.885 (1)	79.36		10:36:23.494
4 -	57.580	41.676	1:39.256 (3)	79.06	0.371	10:38:02.750
5 -	57.945	42.165	1:40.110	78.39	1.225	10:39:42.860
6 -	58.057	43.897	1:41.954	76.97	3.069	10:41:24.814
7 -	58.438	42.775	1:41.213	77.54	2.328	10:43:06.027
8 -	57.857	43.563	1:41.420	77.38	2.535	10:44:47.447

P2 54		Adam JAMISON		Yamaha R6 - Team AJR		
IDEAL LAP TIME : 1:39.807		BEST LAP TIME : 1:39.807		DIFFERENCE : 0.000		
LAP	SECTOR 1	SECTOR 2	LAP TIME	MPH	DIFF	TIME OF DAY
1 -		43.236	1:48.640	72.23	8.833	10:33:09.709
2 -	58.924	42.879	1:41.803	77.09	1.996	10:34:51.512
3 -	59.168	42.960	1:42.128	76.84	2.321	10:36:33.640
4 -	58.810	42.666	1:41.476	77.33	1.669	10:38:15.116
5 -	58.382	42.904	1:41.286	77.48	1.479	10:39:56.402
6 -	57.512	42.295	1:39.807 (1)	78.63		10:41:36.209
7 -	58.263	42.838	1:41.101 (3)	77.62	1.294	10:43:17.310
8 -	57.938	42.929	1:40.867 (2)	77.80	1.060	10:44:58.177

P3 624		Matthew FEDRICK		Yamaha R6 - Matthew Fedrick farriers ltd/ Palmer Race Skool		
IDEAL LAP TIME : 1:39.982		BEST LAP TIME : 1:39.982		DIFFERENCE : 0.000		
LAP	SECTOR 1	SECTOR 2	LAP TIME	MPH	DIFF	TIME OF DAY
1 -		42.832	1:47.594	72.94	7.612	10:33:08.663
2 -	59.431	42.736	1:42.167	76.81	2.185	10:34:50.830
3 -	59.503	42.833	1:42.336	76.68	2.354	10:36:33.166
4 -	58.626	42.224	1:40.850 (3)	77.81	0.868	10:38:14.016
5 -	58.618	42.522	1:41.140	77.59	1.158	10:39:55.156
6 -	57.910	42.072	1:39.982 (1)	78.49		10:41:35.138
7 -	59.611	43.595	1:43.206	76.04	3.224	10:43:18.344
8 -	58.346	42.491	1:40.837 (2)	77.82	0.855	10:44:59.181

P4 81		Malvern MAY		Honda CBR600RR -		
IDEAL LAP TIME : 1:41.369		BEST LAP TIME : 1:41.553		DIFFERENCE : 0.184		
LAP	SECTOR 1	SECTOR 2	LAP TIME	MPH	DIFF	TIME OF DAY
1 -		43.805	1:49.557	71.63	8.004	10:33:10.626
2 -	59.910	42.743	1:42.653	76.45	1.100	10:34:53.279
3 -	59.431	43.317	1:42.748	76.38	1.195	10:36:36.027
4 -	59.045	42.508	1:41.553 (1)	77.28		10:38:17.580
5 -	59.002	42.815	1:41.817 (2)	77.08	0.264	10:39:59.397
6 -	59.340	43.187	1:42.527	76.54	0.974	10:41:41.924
7 -	58.861	43.321	1:42.182 (3)	76.80	0.629	10:43:24.106

P5 25		Harrison DAY		Honda CBR 600 -		
IDEAL LAP TIME : 1:42.354		BEST LAP TIME : 1:42.354		DIFFERENCE : 0.000		
LAP	SECTOR 1	SECTOR 2	LAP TIME	MPH	DIFF	TIME OF DAY
1 -		44.282	1:49.258	71.83	6.904	10:33:10.327
2 -	59.199	43.155	1:42.354 (1)	76.67		10:34:52.681
3 -	59.694	43.464	1:43.158	76.07	0.804	10:36:35.839
4 -	59.761	43.276	1:43.037	76.16	0.683	10:38:18.876
5 -	59.382	43.293	1:42.675	76.43	0.321	10:40:01.551
6 -	59.272	43.282	1:42.554 (3)	76.52	0.200	10:41:44.105
7 -	59.207	43.238	1:42.445 (2)	76.60	0.091	10:43:26.550

Weather / Track : Cloudy / Dry

Cadwell Park
 Circuit Length = 2.1800 miles
 Start: 10:31 Flag 10:44 End: 10:48

BMCRC - MRO Championships 2021 - Rnd 3 @ Cadwell Park

BMCRC Thunderbike Sport & Rookie Minitwins

RACE 2 - SECTOR ANALYSIS



SECTOR 1 = FL to I1, SECTOR 2 = I1 to FL, DIFF = Difference To Personal Best Lap, P = Crossed Finish Line in Pit Lane, D = Time Disallowed

P6 123 RMT Adam FORSYTH		Suzuki SV650 - Rock Oil				
IDEAL LAP TIME : 1:45.179		BEST LAP TIME : 1:45.182		DIFFERENCE : 0.003		
LAP	SECTOR 1	SECTOR 2	LAP TIME	MPH	DIFF	TIME OF DAY
1 -		45.019	1:53.461	69.16	8.279	10:33:14.530
2 -	1:01.792	45.042	1:46.834	73.46	1.652	10:35:01.364
3 -	1:02.369	45.489	1:47.858	72.76	2.676	10:36:49.222
4 -	1:01.905	45.654	1:47.559	72.96	2.377	10:38:36.781
5 -	1:01.958	43.703	1:45.661 (2)	74.27	0.479	10:40:22.442
6 -	1:01.823	43.960	1:45.783 (3)	74.19	0.601	10:42:08.225
7 -	1:01.476	43.706	1:45.182 (1)	74.61		10:43:53.407

P7 22 Matthew MAY		Honda CBR600FY - Late Breakers				
IDEAL LAP TIME : 1:46.226		BEST LAP TIME : 1:46.583		DIFFERENCE : 0.357		
LAP	SECTOR 1	SECTOR 2	LAP TIME	MPH	DIFF	TIME OF DAY
1 -		45.427	1:54.496	68.54	7.913	10:33:15.565
2 -	1:02.402	45.351	1:47.753	72.83	1.170	10:35:03.318
3 -	1:01.903	44.680	1:46.583 (1)	73.63		10:36:49.901
4 -	1:01.707	45.069	1:46.776 (3)	73.50	0.193	10:38:36.677
5 -	1:02.119	45.778	1:47.897	72.73	1.314	10:40:24.574
6 -	1:01.546	45.214	1:46.760 (2)	73.51	0.177	10:42:11.334
7 -	1:02.688	46.243	1:48.931	72.04	2.348	10:44:00.265

P8 168 R Aaron DALRYMPLE		Suzuki GSXR 600 -				
IDEAL LAP TIME : 1:46.847		BEST LAP TIME : 1:46.908		DIFFERENCE : 0.061		
LAP	SECTOR 1	SECTOR 2	LAP TIME	MPH	DIFF	TIME OF DAY
1 -		44.828	1:52.820	69.56	5.912	10:33:13.889
2 -	1:02.019	44.889	1:46.908 (1)	73.40		10:35:00.797
3 -	1:02.570	45.263	1:47.833	72.77	0.925	10:36:48.630
4 -	1:02.190	45.288	1:47.478 (3)	73.02	0.570	10:38:36.108
5 -	1:02.584	47.210	1:49.794	71.47	2.886	10:40:25.902
6 -	1:02.250	45.396	1:47.646	72.90	0.738	10:42:13.548
7 -	1:02.149	45.106	1:47.255 (2)	73.17	0.347	10:44:00.803

P9 234 RMT Andrew FLUX		Suzuki SV650 - Mach 1 Automotive LTD				
IDEAL LAP TIME : 1:46.448		BEST LAP TIME : 1:46.492		DIFFERENCE : 0.044		
LAP	SECTOR 1	SECTOR 2	LAP TIME	MPH	DIFF	TIME OF DAY
1 -		46.252	1:57.762	66.64	11.270	10:33:18.831
2 -	1:03.130	44.706	1:47.836	72.77	1.344	10:35:06.667
3 -	1:03.603	43.930	1:47.533	72.98	1.041	10:36:54.200
4 -	1:02.709	44.316	1:47.025	73.32	0.533	10:38:41.225
5 -	1:02.835	44.060	1:46.895 (2)	73.41	0.403	10:40:28.120
6 -	1:02.701	44.204	1:46.905 (3)	73.41	0.413	10:42:15.025
7 -	1:02.518	43.974	1:46.492 (1)	73.69		10:44:01.517

P10 48 Shaun WALLIS		Yamaha R6 - MBC Despatch Racing				
IDEAL LAP TIME : 1:43.606		BEST LAP TIME : 1:43.606		DIFFERENCE : 0.000		
LAP	SECTOR 1	SECTOR 2	LAP TIME	MPH	DIFF	TIME OF DAY
1 -		47.394	2:04.554	63.00	20.948	10:33:25.623
2 -	1:03.429	44.424	1:47.853	72.76	4.247	10:35:13.476
3 -	1:01.921	46.154	1:48.075	72.61	4.469	10:37:01.551
4 -	1:02.179	43.898	1:46.077	73.98	2.471	10:38:47.628
5 -	1:01.629	44.005	1:45.634 (3)	74.29	2.028	10:40:33.262
6 -	1:01.492	43.842	1:45.334 (2)	74.50	1.728	10:42:18.596
7 -	1:00.454	43.152	1:43.606 (1)	75.74		10:44:02.202

Weather / Track : Cloudy / Dry

Cadwell Park
Circuit Length = 2.1800 miles
Start: 10:31 Flag 10:44 End: 10:48

BMCRC - MRO Championships 2021 - Rnd 3 @ Cadwell Park

BMCRC Thunderbike Sport & Rookie Minitwins

RACE 2 - SECTOR ANALYSIS



SECTOR 1 = FL to I1, SECTOR 2 = I1 to FL, DIFF = Difference To Personal Best Lap, P = Crossed Finish Line in Pit Lane, D = Time Disallowed

P11 72 RMT		Mark GILLAM		Suzuki SV650 - No More Straps Ltd		
IDEAL LAP TIME : 1:45.713		BEST LAP TIME : 1:45.834		DIFFERENCE : 0.121		
LAP	SECTOR 1	SECTOR 2	LAP TIME	MPH	DIFF	TIME OF DAY
1 -		46.250	2:03.293	63.65	17.459	10:33:24.362
2 -	1:02.898	45.963	1:48.861	72.09	3.027	10:35:13.223
3 -	1:02.437	46.875	1:49.312	71.79	3.478	10:37:02.535
4 -	1:02.826	44.861	1:47.687	72.87	1.853	10:38:50.222
5 -	1:01.815	44.606	1:46.421 (3)	73.74	0.587	10:40:36.643
6 -	1:01.446	44.858	1:46.304 (2)	73.82	0.470	10:42:22.947
7 -	1:01.567	44.267	1:45.834 (1)	74.15		10:44:08.781

P12 109 R		Marc BELL		Yamaha R6 5SL -		
IDEAL LAP TIME : 1:46.503		BEST LAP TIME : 1:46.721		DIFFERENCE : 0.218		
LAP	SECTOR 1	SECTOR 2	LAP TIME	MPH	DIFF	TIME OF DAY
1 -		46.956	1:59.740	65.54	13.019	10:33:20.809
2 -	1:03.979	46.378	1:50.357	71.11	3.636	10:35:11.166
3 -	1:03.168	46.681	1:49.849	71.44	3.128	10:37:01.015
4 -	1:03.193	44.870	1:48.063 (3)	72.62	1.342	10:38:49.078
5 -	1:01.791	44.930	1:46.721 (1)	73.53		10:40:35.799
6 -	1:01.633	45.649	1:47.282 (2)	73.15	0.561	10:42:23.081
7 -	1:02.807	45.312	1:48.119	72.58	1.398	10:44:11.200

P13 919 RMT		Andrew BELLIS		Suzuki SV 650 - Cunco Ltd		
IDEAL LAP TIME : 1:47.678		BEST LAP TIME : 1:47.906		DIFFERENCE : 0.228		
LAP	SECTOR 1	SECTOR 2	LAP TIME	MPH	DIFF	TIME OF DAY
1 -		46.591	1:59.329	65.76	11.423	10:33:20.398
2 -	1:03.778	46.701	1:50.479	71.03	2.573	10:35:10.877
3 -	1:04.406	47.065	1:51.471	70.40	3.565	10:37:02.348
4 -	1:04.089	46.162	1:50.251	71.18	2.345	10:38:52.599
5 -	1:02.866	46.181	1:49.047 (3)	71.96	1.141	10:40:41.646
6 -	1:02.400	45.560	1:47.960 (2)	72.69	0.054	10:42:29.606
7 -	1:02.628	45.278	1:47.906 (1)	72.73		10:44:17.512

P14 63 RMT		Stephen PERFITT		Suzuki SV650 - PKP Services Ltd		
IDEAL LAP TIME : 1:48.218		BEST LAP TIME : 1:48.605		DIFFERENCE : 0.387		
LAP	SECTOR 1	SECTOR 2	LAP TIME	MPH	DIFF	TIME OF DAY
1 -		46.976	1:58.155	66.42	9.550	10:33:19.224
2 -	1:03.954	46.312	1:50.266	71.17	1.661	10:35:09.490
3 -	1:04.145	47.247	1:51.392	70.45	2.787	10:37:00.882
4 -	1:04.797	46.102	1:50.899	70.76	2.294	10:38:51.781
5 -	1:03.060	46.130	1:49.190 (3)	71.87	0.585	10:40:40.971
6 -	1:03.635	45.158	1:48.793 (2)	72.13	0.188	10:42:29.764
7 -	1:03.165	45.440	1:48.605 (1)	72.26		10:44:18.369

P15 260 RMT		Greg PYMM		Suzuki SV650 -		
IDEAL LAP TIME : 1:47.815		BEST LAP TIME : 1:47.815		DIFFERENCE : 0.000		
LAP	SECTOR 1	SECTOR 2	LAP TIME	MPH	DIFF	TIME OF DAY
1 -		47.700	2:00.800	64.96	12.985	10:33:21.869
2 -	1:03.626	46.649	1:50.275	71.16	2.460	10:35:12.144
3 -	1:02.888	46.694	1:49.582	71.61	1.767	10:37:01.726
4 -	1:04.177	46.326	1:50.503	71.02	2.688	10:38:52.229
5 -	1:02.867	46.636	1:49.503 (3)	71.66	1.688	10:40:41.732
6 -	1:03.094	45.945	1:49.039 (2)	71.97	1.224	10:42:30.771
7 -	1:02.533	45.282	1:47.815 (1)	72.79		10:44:18.586

Weather / Track : Cloudy / Dry

Cadwell Park
Circuit Length = 2.1800 miles
Start: 10:31 Flag 10:44 End: 10:48

BMCRC - MRO Championships 2021 - Rnd 3 @ Cadwell Park

BMCRC Thunderbike Sport & Rookie Minitwins

RACE 2 - SECTOR ANALYSIS



SECTOR 1 = FL to I1, SECTOR 2 = I1 to FL, DIFF = Difference To Personal Best Lap, P = Crossed Finish Line in Pit Lane, D = Time Disallowed

P16 189 RMT Mark LAWSON		Suzuki SV 650 - Crawfords metal detectors				
IDEAL LAP TIME : 1:48.672		BEST LAP TIME : 1:48.742		DIFFERENCE : 0.070		
LAP	SECTOR 1	SECTOR 2	LAP TIME	MPH	DIFF	TIME OF DAY
1 -		47.856	2:01.456	64.61	12.714	10:33:22.525
2 -	1:04.273	46.100	1:50.373	71.10	1.631	10:35:12.898
3 -	1:04.206	46.550	1:50.756	70.85	2.014	10:37:03.654
4 -	1:03.543	46.208	1:49.751	71.50	1.009	10:38:53.405
5 -	1:03.043	45.699	1:48.742 (1)	72.17		10:40:42.147
6 -	1:03.838	45.795	1:49.633 (3)	71.58	0.891	10:42:31.780
7 -	1:02.973	45.887	1:48.860 (2)	72.09	0.118	10:44:20.640

P17 62 RMT James KING		Suzuki SV650 - King and Drury construction				
IDEAL LAP TIME : 1:50.266		BEST LAP TIME : 1:50.595		DIFFERENCE : 0.329		
LAP	SECTOR 1	SECTOR 2	LAP TIME	MPH	DIFF	TIME OF DAY
1 -		49.046	2:06.817	61.88	16.222	10:33:27.886
2 -	1:05.295	46.601	1:51.896	70.13	1.301	10:35:19.782
3 -	1:04.220	46.937	1:51.157 (3)	70.60	0.562	10:37:10.939
4 -	1:04.473	46.161	1:50.634 (2)	70.93	0.039	10:39:01.573
5 -	1:04.105	46.490	1:50.595 (1)	70.96		10:40:52.168
6 -	1:04.975	46.843	1:51.818	70.18	1.223	10:42:43.986
7 -	1:04.952	46.880	1:51.832	70.17	1.237	10:44:35.818

P18 138 RMT Craig JARMIN		Suzuki SV650 - BK Racing				
IDEAL LAP TIME : 1:52.199		BEST LAP TIME : 1:52.199		DIFFERENCE : 0.000		
LAP	SECTOR 1	SECTOR 2	LAP TIME	MPH	DIFF	TIME OF DAY
1 -		49.287	2:03.661	63.46	11.462	10:33:24.730
2 -	1:05.334	47.590	1:52.924 (3)	69.49	0.725	10:35:17.654
3 -	1:05.173	48.253	1:53.426	69.19	1.227	10:37:11.080
4 -	1:05.464	47.420	1:52.884 (2)	69.52	0.685	10:39:03.964
5 -	1:04.996	48.017	1:53.013	69.44	0.814	10:40:56.977
6 -	1:05.623	48.095	1:53.718	69.01	1.519	10:42:50.695
7 -	1:04.840	47.359	1:52.199 (1)	69.94		10:44:42.894

P19 49 R Oli CHAYTOR		Yamaha R6 - PearTree Racing				
IDEAL LAP TIME : 1:51.223		BEST LAP TIME : 1:51.675		DIFFERENCE : 0.452		
LAP	SECTOR 1	SECTOR 2	LAP TIME	MPH	DIFF	TIME OF DAY
1 -		49.878	2:06.391	62.09	14.716	10:33:27.460
2 -	1:07.345	49.085	1:56.430	67.40	4.755	10:35:23.890
3 -	1:07.311	48.462	1:55.773	67.78	4.098	10:37:19.663
4 -	1:05.603	47.956	1:53.559	69.11	1.884	10:39:13.222
5 -	1:05.621	47.725	1:53.346 (3)	69.23	1.671	10:41:06.568
6 -	1:04.655	47.445	1:52.100 (2)	70.00	0.425	10:42:58.668
7 -	1:03.778	47.897	1:51.675 (1)	70.27		10:44:50.343

P20 29 RMT Hayden KILLWORTH		Suzuki SV650 - BK Racing				
IDEAL LAP TIME : 1:51.904		BEST LAP TIME : 1:51.952		DIFFERENCE : 0.048		
LAP	SECTOR 1	SECTOR 2	LAP TIME	MPH	DIFF	TIME OF DAY
1 -		50.634	2:08.725	60.96	16.773	10:33:29.794
2 -	1:06.035	48.573	1:54.608	68.47	2.656	10:35:24.402
3 -	1:06.532	48.302	1:54.834	68.34	2.882	10:37:19.236
4 -	1:04.676	49.107	1:53.783 (3)	68.97	1.831	10:39:13.019
5 -	1:06.039	48.245	1:54.284	68.67	2.332	10:41:07.303
6 -	1:04.116	47.968	1:52.084 (2)	70.01	0.132	10:42:59.387
7 -	1:03.936	48.016	1:51.952 (1)	70.10		10:44:51.339

Weather / Track : Cloudy / Dry

Cadwell Park
Circuit Length = 2.1800 miles
Start: 10:31 Flag 10:44 End: 10:48

BMCRC - MRO Championships 2021 - Rnd 3 @ Cadwell Park

BMCRC Thunderbike Sport & Rookie Minitwins

RACE 2 - SECTOR ANALYSIS



SECTOR 1 = FL to I1, SECTOR 2 = I1 to FL, DIFF = Difference To Personal Best Lap, P = Crossed Finish Line in Pit Lane, D = Time Disallowed

P21 185 R		Ben LOGAN		Kawasaki ZX6R -		
IDEAL LAP TIME : 1:51.932		BEST LAP TIME : 1:52.833		DIFFERENCE : 0.901		
LAP	SECTOR 1	SECTOR 2	LAP TIME	MPH	DIFF	TIME OF DAY
1 -		51.244	2:08.296	61.17	15.463	10:33:29.365
2 -	1:05.981	49.264	1:55.245	68.09	2.412	10:35:24.610
3 -	1:06.048	48.025	1:54.073	68.79	1.240	10:37:18.683
4 -	1:04.680	48.982	1:53.662 (3)	69.04	0.829	10:39:12.345
5 -	1:05.101	47.912	1:53.013 (2)	69.44	0.180	10:41:05.358
6 -	1:04.665	48.168	1:52.833 (1)	69.55		10:42:58.191
7 -	1:04.020	51.398	1:55.418	67.99	2.585	10:44:53.609

P22 101		Glen TRIPP		Honda CBR 600FW - yaki too racing		
IDEAL LAP TIME : 1:52.810		BEST LAP TIME : 1:52.810		DIFFERENCE : 0.000		
LAP	SECTOR 1	SECTOR 2	LAP TIME	MPH	DIFF	TIME OF DAY
1 -		50.200	2:07.042	61.77	14.232	10:33:28.111
2 -	1:08.085	49.239	1:57.324	66.89	4.514	10:35:25.435
3 -	1:07.188	48.377	1:55.565	67.91	2.755	10:37:21.000
4 -	1:06.535	47.787	1:54.322	68.64	1.512	10:39:15.322
5 -	1:06.137	47.799	1:53.936 (2)	68.88	1.126	10:41:09.258
6 -	1:05.233	47.577	1:52.810 (1)	69.56		10:43:02.068
7 -	1:06.131	47.874	1:54.005 (3)	68.83	1.195	10:44:56.073

P23 455 RMT		Tyler DONOVAN		Suzuki SV 650 -		
IDEAL LAP TIME : 1:54.142		BEST LAP TIME : 1:54.484		DIFFERENCE : 0.342		
LAP	SECTOR 1	SECTOR 2	LAP TIME	MPH	DIFF	TIME OF DAY
1 -		48.858	2:02.987	63.81	8.503	10:33:24.056
2 -	1:09.413	48.369	1:57.782	66.63	3.298	10:35:21.838
3 -	1:06.553	48.255	1:54.808 (2)	68.35	0.324	10:37:16.646
4 -	1:06.422	48.062	1:54.484 (1)	68.55		10:39:11.130
5 -	1:06.874	48.003	1:54.877	68.31	0.393	10:41:06.007
6 -	1:06.139	48.717	1:54.856 (3)	68.32	0.372	10:43:00.863
7 -	1:06.532	48.691	1:55.223	68.11	0.739	10:44:56.086

P24 114 RMT		Adam CAVEY		Suzuki SV650 - PogSpeed		
IDEAL LAP TIME : 1:51.346		BEST LAP TIME : 1:51.346		DIFFERENCE : 0.000		
LAP	SECTOR 1	SECTOR 2	LAP TIME	MPH	DIFF	TIME OF DAY
1 -		50.455	2:10.094	60.32	18.748	10:33:31.163
2 -	1:06.831	48.543	1:55.374	68.02	4.028	10:35:26.537
3 -	1:06.457	48.834	1:55.291	68.07	3.945	10:37:21.828
4 -	1:07.041	48.669	1:55.710	67.82	4.364	10:39:17.538
5 -	1:06.311	47.750	1:54.061 (3)	68.80	2.715	10:41:11.599
6 -	1:03.896	47.450	1:51.346 (1)	70.48		10:43:02.945
7 -	1:05.531	48.070	1:53.601 (2)	69.08	2.255	10:44:56.546

P25 193 RMT		Tony BOTTO		Suzuki SV 650 - TB Motorcycles		
IDEAL LAP TIME : 1:52.466		BEST LAP TIME : 1:53.468		DIFFERENCE : 1.002		
LAP	SECTOR 1	SECTOR 2	LAP TIME	MPH	DIFF	TIME OF DAY
1 -		53.409	2:13.718	58.69	20.250	10:33:34.787
2 -	1:07.770	49.773	1:57.543	66.76	4.075	10:35:32.330
3 -	1:08.282	47.560	1:55.842	67.74	2.374	10:37:28.172
4 -	1:06.619	47.477	1:54.096	68.78	0.628	10:39:22.268
5 -	1:05.972	47.905	1:53.877 (3)	68.91	0.409	10:41:16.145
6 -	1:06.417	47.206	1:53.623 (2)	69.07	0.155	10:43:09.768
7 -	1:05.260	48.208	1:53.468 (1)	69.16		10:45:03.236

Weather / Track : Cloudy / Dry

Cadwell Park
Circuit Length = 2.1800 miles
Start: 10:31 Flag 10:44 End: 10:48

BMCRC - MRO Championships 2021 - Rnd 3 @ Cadwell Park

BMCRC Thunderbike Sport & Rookie Minitwins

RACE 2 - SECTOR ANALYSIS



SECTOR 1 = FL to I1, SECTOR 2 = I1 to FL, DIFF = Difference To Personal Best Lap, P = Crossed Finish Line in Pit Lane, D = Time Disallowed

P26 130 RMT		Vince JONES		Suzuki SV650 -		
IDEAL LAP TIME : 1:54.473		BEST LAP TIME : 1:55.192		DIFFERENCE : 0.719		
LAP	SECTOR 1	SECTOR 2	LAP TIME	MPH	DIFF	TIME OF DAY
1 -		50.343	2:09.722	60.49	14.530	10:33:30.791
2 -	1:08.643	48.851	1:57.494	66.79	2.302	10:35:28.285
3 -	1:07.886	48.561	1:56.447	67.39	1.255	10:37:24.732
4 -	1:07.192	48.412	1:55.604 (2)	67.88	0.412	10:39:20.336
5 -	1:06.987	48.205	1:55.192 (1)	68.13		10:41:15.528
6 -	1:07.053	49.164	1:56.217 (3)	67.52	1.025	10:43:11.745

P27 139 R		Rob MARLEY		Honda CBR600F3 - PearTree Racing		
IDEAL LAP TIME : 1:56.185		BEST LAP TIME : 1:56.185		DIFFERENCE : 0.000		
LAP	SECTOR 1	SECTOR 2	LAP TIME	MPH	DIFF	TIME OF DAY
1 -		50.667	2:10.710	60.04	14.525	10:33:31.779
2 -	1:08.232	50.122	1:58.354	66.31	2.169	10:35:30.133
3 -	1:07.391	49.225	1:56.616 (2)	67.29	0.431	10:37:26.749
4 -	1:07.125	49.060	1:56.185 (1)	67.54		10:39:22.934
5 -	1:07.802	49.269	1:57.071	67.03	0.886	10:41:20.005
6 -	1:07.909	49.134	1:57.043 (3)	67.05	0.858	10:43:17.048

P28 116 RMT		Gareth FAITH		Suzuki SV650 - Sitramoto		
IDEAL LAP TIME : 1:55.481		BEST LAP TIME : 1:56.208		DIFFERENCE : 0.727		
LAP	SECTOR 1	SECTOR 2	LAP TIME	MPH	DIFF	TIME OF DAY
1 -		51.732	2:12.979	59.01	16.771	10:33:34.048
2 -	1:09.755	49.978	1:59.733	65.54	3.525	10:35:33.781
3 -	1:09.141	49.052	1:58.193	66.40	1.985	10:37:31.974
4 -	1:08.311	48.551	1:56.862 (3)	67.15	0.654	10:39:28.836
5 -	1:07.662	48.546	1:56.208 (1)	67.53		10:41:25.044
6 -	1:06.935	49.371	1:56.306 (2)	67.47	0.098	10:43:21.350

P29 188 RMT		Tim FRAMPTON		Suzuki SV650 -		
IDEAL LAP TIME : 1:57.409		BEST LAP TIME : 1:57.670		DIFFERENCE : 0.261		
LAP	SECTOR 1	SECTOR 2	LAP TIME	MPH	DIFF	TIME OF DAY
1 -		51.250	2:11.889	59.50	14.219	10:33:32.958
2 -	1:09.365	49.791	1:59.156	65.86	1.486	10:35:32.114
3 -	1:08.479	49.547	1:58.026 (2)	66.49	0.356	10:37:30.140
4 -	1:09.143	49.363	1:58.506	66.22	0.836	10:39:28.646
5 -	1:08.494	49.176	1:57.670 (1)	66.69		10:41:26.316
6 -	1:08.233	49.879	1:58.112 (3)	66.44	0.442	10:43:24.428

P30 84		Ricardo BRANCO		Yamaha R6 - IMP Racing		
IDEAL LAP TIME : 1:40.367		BEST LAP TIME : 1:41.045		DIFFERENCE : 0.678		
LAP	SECTOR 1	SECTOR 2	LAP TIME	MPH	DIFF	TIME OF DAY
1 -		43.210	1:47.462	73.03	6.417	10:33:08.531
2 -	59.198	42.866	1:42.064	76.89	1.019	10:34:50.595
3 -	59.446	42.905	1:42.351	76.67	1.306	10:36:32.946
4 -	59.047	42.850	1:41.897 (3)	77.01	0.852	10:38:14.843
5 -	58.417	42.628	1:41.045 (1)	77.66		10:39:55.888
6 -	58.851	42.351	1:41.202 (2)	77.54	0.157	10:41:37.090
7 -	58.363	43.709	1:42.072	76.88	1.027	10:43:19.162

P31 351		Sam DIGBY-BAKER		Yamaha R6 -		
IDEAL LAP TIME : 1:44.696		BEST LAP TIME : 1:44.993		DIFFERENCE : 0.297		
LAP	SECTOR 1	SECTOR 2	LAP TIME	MPH	DIFF	TIME OF DAY
1 -		44.056	1:50.372 (2)	71.10	5.379	10:33:11.441
2 -	1:00.640	44.353	1:44.993 (1)	74.74		10:34:56.434

Weather / Track : Cloudy / Dry

Cadwell Park
Circuit Length = 2.1800 miles
Start: 10:31 Flag 10:44 End: 10:48

BMCRC - MRO Championships 2021 - Rnd 3 @ Cadwell Park

BMCRC Thunderbike Sport & Rookie Minitwins

RACE 2 - SECTOR ANALYSIS



SECTOR 1 = FL to I1, SECTOR 2 = I1 to FL, DIFF = Difference To Personal Best Lap, P = Crossed Finish Line in Pit Lane, D = Time Disallowed

P32	52	Elliot FRICKER	Honda CBR600 - Petwise.org, S&S, Ride in Bike Tyres			
IDEAL LAP TIME : 1:56.188		BEST LAP TIME : 1:45.215	DIFFERENCE : -10.972			
LAP	SECTOR 1	SECTOR 2	LAP TIME	MPH	DIFF	TIME OF DAY
1 -		42.077	1:45.215 (1)	74.59		10:33:06.284

BMCRC - MRO Championships 2021 - Rnd 3 @ Cadwell Park

BMCRC Thunderbike Sport & Rookie Minitwins

RACE 2 - BEST SECTORS

SECTOR 1			SECTOR 2			IDEAL / BEST COMPARISON						
POS	NO	NAME	TIME	NO	NAME	TIME	POS	NO	NAME	IDEAL	BEST	DIFF
									PERFECT LAP	1:38.849		
1	961	SIM	57.334	961	SIM	41.515	1	961	SIM	1:38.849	1:38.885	0.036
2	54	JAMISON	57.512	624	FEDRICK	42.072	2	54	JAMISON	1:39.807	1:39.807	0.000
3	624	FEDRICK	57.910	52	FRICKER	42.077	3	624	FEDRICK	1:39.982	1:39.982	0.000
4	84	BRANCO	58.016	54	JAMISON	42.295	4	84	BRANCO	1:40.367	1:41.045	0.678
5	81	MAY	58.861	84	BRANCO	42.351	5	81	MAY	1:41.369	1:41.553	0.184
6	25	DAY	59.199	81	MAY	42.508	6	25	DAY	1:42.354	1:42.354	0.000
7	48	WALLIS	1:00.454	48	WALLIS	43.152	7	48	WALLIS	1:43.606	1:43.606	0.000
8	351	DIGBY-BAKER	1:00.640	25	DAY	43.155	8	351	DIGBY-BAKER	1:44.696	1:44.993	0.297
9	72	GILLAM	1:01.446	123	FORSYTH	43.703	9	123	FORSYTH	1:45.179	1:45.182	0.003
10	123	FORSYTH	1:01.476	234	FLUX	43.930	10	72	GILLAM	1:45.713	1:45.834	0.121
11	22	MAY	1:01.546	351	DIGBY-BAKER	44.056	11	22	MAY	1:46.226	1:46.583	0.357
12	109	BELL	1:01.633	72	GILLAM	44.267	12	234	FLUX	1:46.448	1:46.492	0.044
13	168	DALRYMPLE	1:02.019	22	MAY	44.680	13	109	BELL	1:46.503	1:46.721	0.218
14	919	BELLIS	1:02.400	168	DALRYMPLE	44.828	14	168	DALRYMPLE	1:46.847	1:46.908	0.061
15	234	FLUX	1:02.518	109	BELL	44.870	15	919	BELLIS	1:47.678	1:47.906	0.228
16	260	PYMM	1:02.533	63	PERFITT	45.158	16	260	PYMM	1:47.815	1:47.815	0.000
17	189	LAWSON	1:02.973	919	BELLIS	45.278	17	63	PERFITT	1:48.218	1:48.605	0.387
18	63	PERFITT	1:03.060	260	PYMM	45.282	18	189	LAWSON	1:48.672	1:48.742	0.070
19	49	CHAYTOR	1:03.778	189	LAWSON	45.699	19	62	KING	1:50.266	1:50.595	0.329
20	114	CAVEY	1:03.896	62	KING	46.161	20	49	CHAYTOR	1:51.223	1:51.675	0.452
21	29	KILLWORTH	1:03.936	193	BOTTO	47.206	21	114	CAVEY	1:51.346	1:51.346	0.000
22	185	LOGAN	1:04.020	138	JARMIN	47.359	22	29	KILLWORTH	1:51.904	1:51.952	0.048
23	62	KING	1:04.105	49	CHAYTOR	47.445	23	185	LOGAN	1:51.932	1:52.833	0.901
24	138	JARMIN	1:04.840	114	CAVEY	47.450	24	138	JARMIN	1:52.199	1:52.199	0.000
25	101	TRIPP	1:05.233	101	TRIPP	47.577	25	193	BOTTO	1:52.466	1:53.468	1.002
26	193	BOTTO	1:05.260	185	LOGAN	47.912	26	101	TRIPP	1:52.810	1:52.810	0.000
27	455	DONOVAN	1:06.139	29	KILLWORTH	47.968	27	455	DONOVAN	1:54.142	1:54.484	0.342
28	130	JONES	1:06.268	455	DONOVAN	48.003	28	130	JONES	1:54.473	1:55.192	0.719
29	116	FAITH	1:06.935	130	JONES	48.205	29	116	FAITH	1:55.481	1:56.208	0.727
30	139	MARLEY	1:07.125	116	FAITH	48.546	30	139	MARLEY	1:56.185	1:56.185	0.000
31	188	FRAMPTON	1:08.233	139	MARLEY	49.060	31	52	FRICKER	1:56.188	1:45.215	-10.972
32	52	FRICKER	1:14.111	188	FRAMPTON	49.176	32	188	FRAMPTON	1:57.409	1:57.670	0.261
33												
34												

Weather / Track : Cloudy / Dry

Results can be found at www.tsl-timing.com

Cadwell Park

Circuit Length = 2.1800 miles

Start: 10:31 Flag 10:44 End: 10:48

Printed - 10:52 Sunday, 27 June 2021

BMCRC - MRO Championships 2021 - Rnd 3 @ Cadwell Park

BMCRC Thunderbike Sport & Rookie Minitwins

RACE 2 - STATISTICS

Competitors Started 34
Planned Start 2021-06-27 @ 10:00:00.000
Actual Start 2021-06-27 @ 10:31:21.068
Finish Time 2021-06-27 @ 10:44:47.446
Track Length 2.1800mi.
Total Laps 212
Total Distance Covered 462.1639mi.

Session Fastest Lap History

NO	CL	NAME	LAP TIME	TIME OF DAY	LAP	VEHICLE
961		Jack SIM	1:44.560	10:33:05.643	1	Yamaha R6
961		Jack SIM	1:38.980	10:34:44.623	2	Yamaha R6
961		Jack SIM	1:38.885	10:36:23.507	3	Yamaha R6

Session Leader History

NO	CL	NAME	FROM LAP	LAPS LED	DISTANCE	VEHICLE
961		Jack SIM	1	8	17.44 miles	Yamaha R6

Flag History

TYPE	TIME OF DAY
GREEN	10:31:21.068
FINISH	10:44:47.446

Flag Statistics

TYPE	COUNT	TOTAL LAPS	TOTAL TIME
Green	1	8	16:44.841
Red	0	0	0.000
Safety Car	0	0	0.000
FCY	0	0	0.000

BMCRC - MRO Championships 2021 - Rnd 3 @ Cadwell Park

BMCRC Thunderbike Sport & Rookie Minitwins

RACE 2 - STATISTICS

CLASS :

11 Starters

Fastest Lap History

NO	NAME	LAP TIME	TIME OF DAY	LAP	VEHICLE
961	Jack SIM	1:44.560	10:33:05.643	1	Yamaha R6
961	Jack SIM	1:38.980	10:34:44.623	2	Yamaha R6
961	Jack SIM	1:38.885	10:36:23.507	3	Yamaha R6

Leader History

NO	NAME	FROM LAP	LAPS LED	DISTANCE	VEHICLE
961	Jack SIM	1	8	17.44 miles	Yamaha R6

BMCRC - MRO Championships 2021 - Rnd 3 @ Cadwell Park

BMCRC Thunderbike Sport & Rookie Minitwins

RACE 2 - STATISTICS

CLASS : R

5 Starters

Fastest Lap History

NO	NAME	LAP TIME	TIME OF DAY	LAP	VEHICLE
168	Aaron DALRYMPLE	1:52.820	10:33:13.914	1	Suzuki GSXR 600
168	Aaron DALRYMPLE	1:46.908	10:35:00.821	2	Suzuki GSXR 600
109	Marc BELL	1:46.721	10:40:35.827	5	Yamaha R6 5SL

Leader History

NO	NAME	FROM LAP	LAPS LED	DISTANCE	VEHICLE
168	Aaron DALRYMPLE	1	7	15.26 miles	Suzuki GSXR 600

BMCRC - MRO Championships 2021 - Rnd 3 @ Cadwell Park

BMCRC Thunderbike Sport & Rookie Minitwins

RACE 2 - STATISTICS

CLASS : RMT

18 Starters

Fastest Lap History

NO	NAME	LAP TIME	TIME OF DAY	LAP	VEHICLE
123	Adam FORSYTH	1:53.461	10:33:14.554	1	Suzuki SV650
123	Adam FORSYTH	1:46.834	10:35:01.389	2	Suzuki SV650
123	Adam FORSYTH	1:45.661	10:40:22.467	5	Suzuki SV650
123	Adam FORSYTH	1:45.182	10:43:53.432	7	Suzuki SV650

Leader History

NO	NAME	FROM LAP	LAPS LED	DISTANCE	VEHICLE
123	Adam FORSYTH	1	7	15.26 miles	Suzuki SV650

BMCRC - MRO Championships 2021 - Rnd 3 @ Cadwell Park

BMCRC Thunderbike Sport & Rookie Minitwins

RACE 12 - GRID (9 Laps)

ROW 13	37	80	Stephen LANE	38	333	Mark STUBBERFIELD	39	744	Gary ANDERSON	
ROW 12		34	58	John CHANDLER	35	73	Esteban LECOQ	36	75	Stewart MAY
ROW 11		31	116	Gareth FAITH	32	188	Tim FRAMPTON	33	166	Nicholas BAKER
ROW 10		28	455	Tyler DONOVAN	29	130	Vince JONES	30	139	Rob MARLEY
ROW 9		25	101	Glen TRIPP	26	185	Ben LOGAN	27	193	Tony BOTTO
ROW 8		22	49	Oli CHAYTOR	23	29	Hayden KILLWORTH	24	138	Craig JARMIN
ROW 7		19	189	Mark LAWSON	20	62	James KING	21	114	Adam CAVEY
ROW 6		16	260	Greg PYMM	17	919	Andrew BELLIS	18	63	Stephen PERFITT
ROW 5		13	22	Matthew MAY	14	109	Marc BELL	15	168	Aaron DALRYMPLE
ROW 4		10	52	Elliot FRICKER	11	72	Mark GILLAM	12	234	Andrew FLUX
ROW 3		7	48	Shaun WALLIS	8	351	Sam DIGBY-BAKER	9	123	Adam FORSYTH
ROW 2		4	84	Ricardo BRANCO	5	81	Malvern MAY	6	25	Harrison DAY
ROW 1		1	961	Jack SIM	2	54	Adam JAMISON	3	624	Matthew FEDRICK
			Pole							

Cadwell Park

Circuit Length = 2.1800 miles

These results are provisional until the conclusion of any judicial and technical matters.

Clerk Of Course :	Stewards :	Timekeeper : Sarah Evans
-------------------	------------	--------------------------

Results can be found at www.tsl-timing.com

Printed - 10:55 Sunday, 27 June 2021



BMCRC - MRO Championships 2021 - Rnd 3 @ Cadwell Park



BMCRC Thunderbike Sport & Rookie Minitwins

RACE 12 - CLASSIFICATION

POS	NO	CL	PIC NAME	ENTRY	LAPS	TIME	GAP	DIFF	MPH	BEST	ON
1	961		1 Jack SIM	Yamaha R6 - Platform Lift Engineers Ltd	6	10:04.757			77.86	1:39.200	2
2	52		2 Elliot FRICKER	Honda CBR600 - Petwise.org, S&S, Ride in Bike T	6	10:06.743	1.986	1.986	77.60	1:39.471	2
3	624		3 Matthew FEDRICK	Yamaha R6 - Matthew Fedrick farriers ltd/ Palmer R	6	10:09.599	4.842	2.856	77.24	1:40.158	5
4	54		4 Adam JAMISON	Yamaha R6 - Team AJR	6	10:17.014	12.257	7.415	76.31	1:41.467	3
5	25		5 Harrison DAY	Honda CBR 600 -	6	10:22.877	18.120	5.863	75.59	1:42.144	6
6	81		6 Malvern MAY	Honda CBR600RR -	6	10:23.110	18.353	0.233	75.56	1:41.899	6
7	48		7 Shaun WALLIS	Yamaha R6 - MBC Despatch Racing	5	8:57.128	1 Lap	1 Lap	73.05	1:44.894	2
8	22		8 Matthew MAY	Honda CBR600FY - Late Breakers	5	9:03.543	1 Lap	6.415	72.19	1:46.749	2
9	168	R	1 Aaron DALRYMPLE	Suzuki GSXR 600 -	5	9:04.316	1 Lap	0.773	72.09	1:46.896	2
10	123	RMT	1 Adam FORSYTH	Suzuki SV650 - Rock Oil	5	9:04.749	1 Lap	0.433	72.03	1:46.559	3
11	84		9 Ricardo BRANCO	Yamaha R6 - IMP Racing	5	9:05.257	1 Lap	0.508	71.96	1:46.899	3
12	234	RMT	2 Andrew FLUX	Suzuki SV650 - Mach 1 Automotive LTD	5	9:05.830	1 Lap	0.573	71.89	1:46.939	2
13	63	RMT	3 Stephen PERFITT	Suzuki SV650 - PKP Services Ltd	5	9:06.350	1 Lap	0.520	71.82	1:46.707	5
14	189	RMT	4 Mark LAWSON	Suzuki SV 650 - Crawfords metal detectors	5	9:10.263	1 Lap	3.913	71.31	1:47.542	5
15	62	RMT	5 James KING	Suzuki SV650 - King and Drury construction	5	9:10.619	1 Lap	0.356	71.26	1:47.030	5
16	919	RMT	6 Andrew BELLIS	Suzuki SV 650 - Cunco Ltd	5	9:12.752	1 Lap	2.133	70.99	1:47.336	5
17	166	RMT	7 Nicholas BAKER	Suzuki SV650 - K66	5	9:19.339	1 Lap	6.587	70.15	1:47.499	4
18	114	RMT	8 Adam CAVEY	Suzuki SV650 - PogSpeed	5	9:32.092	1 Lap	12.753	68.59	1:51.570	5
19	29	RMT	9 Hayden KILLWORTH	Suzuki SV650 - BK Racing	5	9:32.857	1 Lap	0.765	68.49	1:51.873	3
20	138	RMT	10 Craig JARMIN	Suzuki SV650 - BK Racing	5	9:33.985	1 Lap	1.128	68.36	1:52.106	3
21	455	RMT	11 Tyler DONOVAN	Suzuki SV 650 -	5	9:40.159	1 Lap	6.174	67.63	1:52.833	2
22	193	RMT	12 Tony BOTTO	Suzuki SV 650 - TB Motorcycles	5	9:43.068	1 Lap	2.909	67.29	1:53.686	2
23	101		10 Glen TRIPP	Honda CBR 600FW - yaki too racing	5	9:54.676	1 Lap	11.608	65.98	1:51.388	5
24	130	RMT	13 Vince JONES	Suzuki SV650 -	5	9:56.742	1 Lap	2.066	65.75	1:52.389	5
25	49	R	2 Oli CHAYTOR	Yamaha R6 - PearTree Racing	5	10:03.768	1 Lap	7.026	64.99	1:54.080	5
26	58	RMT	14 John CHANDLER	Suzuki SV650 - Anode Electronics	5	10:04.516	1 Lap	0.748	64.91	1:55.681	5
27	116	RMT	15 Gareth FAITH	Suzuki SV650 - Stramoto	5	10:07.308	1 Lap	2.792	64.61	1:56.184	5
28	188	RMT	16 Tim FRAMPTON	Suzuki SV650 -	4	9:24.161	2 Laps	1 Lap	55.64	1:58.872	4

NOT CLASSIFIED

DNF	109	R	Marc BELL	Yamaha R6 5SL -	5	9:04.365	1 Lap	0.000	72.08	1:46.724	3
DNF	260	RMT	Greg PYMM	Suzuki SV650 -	5	9:07.219	1 Lap	2.854	71.70	1:47.025	5
DNF	139	R	Rob MARLEY	Honda CBR600F3 - PearTree Racing	3	6:11.168	3 Laps	2 Laps	63.43	1:57.258	2
DNF	72	RMT	Mark GILLAM	Suzuki SV650 - No More Straps Ltd	0						
DNF	185	R	Ben LOGAN	Kawasaki ZX6R -	0						
NS	351		Sam DIGBY-BAKER	Yamaha R6 -	0						
NS	73	RMT	Esteban LECOQ	Suzuki SV650 SK5 -	0						
NS	75		Stewart MAY	Honda CBR600F3 - Moths in the wallet	0						
NS	80	R	Stephen LANE	Kawasaki ZX6R -	0						
NS	333	R	Mark STUBBERFIELD	Suzuki SV650 SUPERTWIN -	0						
NS	744	RMT	Gary ANDERSON	Suzuki SV650 - A&M MOT Services. Guildford	0						

FASTEST LAP

961	Jack SIM	Yamaha R6 - Platform Lift Engineers Ltd	2	1:39.200	79.11 mph	127.32 kph
123	RMT Adam FORSYTH	Suzuki SV650 - Rock Oil	3	1:46.559	73.64 mph	118.52 kph
109	R Marc BELL	Yamaha R6 5SL -	3	1:46.724	73.53 mph	118.34 kph

Bike 109 - Not running at time of Red Flag
Class - 92.5% of Race Speed = 72.02 mph
Class R - 92.5% of Race Speed = 66.68 mph
Class RMT - 92.5% of Race Speed = 66.62 mph

Cadwell Park: 2.1800 miles

Race Distance: 6 Laps / 13.08 miles

Start: 14:51 Flag 15:01 End: 15:02

Weather / Track : Cloudy / Dry

These results are provisional until the conclusion of any judicial and technical matters.

Clerk Of Course :	Stewards :	Timekeeper : Sarah Evans
-------------------	------------	--------------------------

Results can be found at www.tsl-timing.com

Printed - 15:15 Sunday, 27 June 2021



BMCRC - MRO Championships 2021 - Rnd 3 @ Cadwell Park

BMCRC Thunderbike Sport & Rookie Minitwins

RACE 12 - LAP CHART

LAP 1 @ 14:52:51.085

NO	BEHIND	LAP TIME
961		1:45.022
624	1.002	1:46.024
52	1.646	1:46.668
54	3.377	1:48.399
25	3.746	1:48.768
81	4.208	1:49.230
48	5.267	1:50.289
84	8.134	1:53.156
123	8.197	1:53.219
22	8.303	1:53.325
168	10.231	1:55.253
234	10.893	1:55.915
109	11.328	1:56.350
63	11.669	1:56.691
189	12.538	1:57.560
260	13.208	1:58.230
919	13.410	1:58.432
62	13.861	1:58.883
138	17.955	2:02.977
114	18.587	2:03.609
166	19.105	2:04.127
29	19.116	2:04.138
455	20.345	2:05.367
193	20.543	2:05.565
49	28.640	2:13.662
139	28.669	2:13.691
130	29.542	2:14.564
101	29.643	2:14.665
58	30.485	2:15.507
116	30.959	2:15.981
188	1:37.710	3:22.732

LAP 2 @ 14:54:30.285

NO	BEHIND	LAP TIME
961		1:39.200
52	1.917	1:39.471
624	2.411	1:40.609
54	5.691	1:41.514
25	7.446	1:42.900
81	7.915	1:42.907
48	10.961	1:44.894
22	15.852	1:46.749
123	17.123	1:48.126
84	17.203	1:48.269
168	17.927	1:46.896
234	18.632	1:46.939
109	18.914	1:46.786
63	20.255	1:47.786
260	21.080	1:47.072
189	21.609	1:48.271
919	22.812	1:48.602
62	23.410	1:48.749
166	30.391	1:50.486
138	30.890	1:52.135
114	31.812	1:52.425
29	32.374	1:52.458
455	33.978	1:52.833
193	35.029	1:53.686
139	46.727	1:57.258
49	47.397	1:57.957
101	48.013	1:57.570
130	48.241	1:57.899

58	49.191	1:57.906
116	49.585	1:57.826

LAP 3 @ 14:56:10.573

NO	BEHIND	LAP TIME
961		1:40.288
52	2.777	1:41.148
624	3.297	1:41.174
54	6.870	1:41.467
25	11.012	1:43.854
81	11.331	1:43.704
48	17.987	1:47.314
188	1 Lap	2:01.688
22	23.034	1:47.470
123	23.394	1:46.559
84	23.814	1:46.899
168	24.707	1:47.068
109	25.350	1:46.724
234	25.375	1:47.031
63	27.909	1:47.942
260	28.516	1:47.724
189	29.008	1:47.687
62	31.339	1:48.217
919	31.768	1:49.244
166	39.166	1:49.063
138	42.708	1:52.106
114	43.518	1:51.994
29	43.959	1:51.873
455	47.599	1:53.909
193	49.529	1:54.788
101	1:05.709	1:57.984
49	1:05.840	1:58.731
130	1:05.866	1:57.913
139	1:06.658	2:00.219
58	1:06.702	1:57.799
116	1:07.388	1:58.091

LAP 4 @ 14:57:50.222

NO	BEHIND	LAP TIME
961		1:39.649
52	3.018	1:39.890
624	3.884	1:40.236
54	8.890	1:41.669
25	14.134	1:42.771
81	14.449	1:42.767
48	25.250	1:46.912
22	31.310	1:47.925
123	31.923	1:48.178
84	31.943	1:47.778
168	32.193	1:47.135
109	32.736	1:47.035
234	33.041	1:47.315
63	35.484	1:47.224
260	36.035	1:47.168
189	38.562	1:49.203
62	39.430	1:47.740
188	1 Lap	2:00.869
919	41.257	1:49.138
166	47.016	1:47.499
114	56.363	1:52.494
138	56.382	1:53.323
29	56.759	1:52.449
455	1:02.315	1:54.365
193	1:05.026	1:55.146

101	1:19.129	1:53.069
130	1:20.194	1:53.977
58	1:24.676	1:57.623
49	1:25.529	1:59.338
116	1:26.965	1:59.226

LAP 5 @ 14:59:30.297

NO	BEHIND	LAP TIME
961		1:40.075
52	2.501	1:39.558
624	3.967	1:40.158
54	10.701	1:41.886
25	16.499	1:42.440
81	16.977	1:42.603
48	32.894	1:47.719
22	39.309	1:48.074
168	40.082	1:47.964
109	40.131	1:47.470
123	40.515	1:48.667
84	41.023	1:49.155
234	41.596	1:48.630
63	42.116	1:46.707
260	42.985	1:47.025
189	46.029	1:47.542
62	46.385	1:47.030
919	48.518	1:47.336
166	55.105	1:48.164
188	1 Lap	1:58.872
114	1:07.858	1:51.570
29	1:08.623	1:51.939
138	1:09.751	1:53.444
455	1:15.925	1:53.685
193	1:18.834	1:53.883
101	1:30.442	1:51.388
130	1:32.508	1:52.389
49	1:39.534	1:54.080
58	1:40.282	1:55.681

LAP 6 @ 15:01:10.820

NO	BEHIND	LAP TIME
961		1:40.523
52	1.986	1:40.008
116	1 Lap	1:56.184
624	4.842	1:41.398
54	12.257	1:42.079
25	18.120	1:42.144
81	18.353	1:41.899

Weather / Track : Cloudy / Dry

Results can be found at www.tsl-timing.com

Cadwell Park
Circuit Length = 2.1800 miles
Start: 14:51 Flag 15:01 End: 15:02

Printed - 15:18 Sunday, 27 June 2021

BMCRC - MRO Championships 2021 - Rnd 3 @ Cadwell Park

BMCRC Thunderbike Sport & Rookie Minitwins

RACE 12 - SECTOR ANALYSIS



SECTOR 1 = FL to I1, SECTOR 2 = I1 to FL, DIFF = Difference To Personal Best Lap, P = Crossed Finish Line in Pit Lane, D = Time Disallowed

P1 961		Jack SIM		Yamaha R6 - Platform Lift Engineers Ltd		
IDEAL LAP TIME : 1:39.143		BEST LAP TIME : 1:39.200		DIFFERENCE : 0.057		
LAP	SECTOR 1	SECTOR 2	LAP TIME	MPH	DIFF	TIME OF DAY
1 -		42.155	1:45.022	74.72	5.822	14:52:51.085
2 -	57.312	41.888	1:39.200 (1)	79.11		14:54:30.285
3 -	58.453	41.835	1:40.288	78.25	1.088	14:56:10.573
4 -	57.697	41.952	1:39.649 (2)	78.75	0.449	14:57:50.222
5 -	58.244	41.831	1:40.075 (3)	78.42	0.875	14:59:30.297
6 -	57.577	42.946	1:40.523	78.07	1.323	15:01:10.820

P2 52		Elliot FRICKER		Honda CBR600 - Petwise.org, S&S, Ride in Bike Tyres		
IDEAL LAP TIME : 1:38.999		BEST LAP TIME : 1:39.471		DIFFERENCE : 0.472		
LAP	SECTOR 1	SECTOR 2	LAP TIME	MPH	DIFF	TIME OF DAY
1 -		42.491	1:46.668	73.57	7.197	14:52:52.731
2 -	57.054	42.417	1:39.471 (1)	78.89		14:54:32.202
3 -	58.704	42.444	1:41.148	77.58	1.677	14:56:13.350
4 -	57.672	42.218	1:39.890 (3)	78.56	0.419	14:57:53.240
5 -	57.291	42.267	1:39.558 (2)	78.82	0.087	14:59:32.798
6 -	56.781	43.227	1:40.008	78.47	0.537	15:01:12.806

P3 624		Matthew FEDRICK		Yamaha R6 - Matthew Fedrick farriers ltd/ Palmer Race Skool		
IDEAL LAP TIME : 1:40.028		BEST LAP TIME : 1:40.158		DIFFERENCE : 0.130		
LAP	SECTOR 1	SECTOR 2	LAP TIME	MPH	DIFF	TIME OF DAY
1 -		42.792	1:46.024	74.02	5.866	14:52:52.087
2 -	58.169	42.440	1:40.609 (3)	78.00	0.451	14:54:32.696
3 -	58.939	42.235	1:41.174	77.57	1.016	14:56:13.870
4 -	57.855	42.381	1:40.236 (2)	78.29	0.078	14:57:54.106
5 -	57.793	42.365	1:40.158 (1)	78.35		14:59:34.264
6 -	58.330	43.068	1:41.398	77.39	1.240	15:01:15.662

P4 54		Adam JAMISON		Yamaha R6 - Team AJR		
IDEAL LAP TIME : 1:41.322		BEST LAP TIME : 1:41.467		DIFFERENCE : 0.145		
LAP	SECTOR 1	SECTOR 2	LAP TIME	MPH	DIFF	TIME OF DAY
1 -		43.597	1:48.399	72.39	6.932	14:52:54.462
2 -	58.710	42.804	1:41.514 (2)	77.31	0.047	14:54:35.976
3 -	58.635	42.832	1:41.467 (1)	77.34		14:56:17.443
4 -	58.518	43.151	1:41.669 (3)	77.19	0.202	14:57:59.112
5 -	58.795	43.091	1:41.886	77.02	0.419	14:59:40.998
6 -	58.655	43.424	1:42.079	76.88	0.612	15:01:23.077

P5 25		Harrison DAY		Honda CBR 600 -		
IDEAL LAP TIME : 1:42.144		BEST LAP TIME : 1:42.144		DIFFERENCE : 0.000		
LAP	SECTOR 1	SECTOR 2	LAP TIME	MPH	DIFF	TIME OF DAY
1 -		43.628	1:48.768	72.15	6.624	14:52:54.831
2 -	59.446	43.454	1:42.900	76.26	0.756	14:54:37.731
3 -	1:00.306	43.548	1:43.854	75.56	1.710	14:56:21.585
4 -	59.503	43.268	1:42.771 (3)	76.36	0.627	14:58:04.356
5 -	59.426	43.014	1:42.440 (2)	76.61	0.296	14:59:46.796
6 -	59.134	43.010	1:42.144 (1)	76.83		15:01:28.940

Weather / Track : Cloudy / Dry

Cadwell Park
Circuit Length = 2.1800 miles
Start: 14:51 Flag 15:01 End: 15:02

BMCRC - MRO Championships 2021 - Rnd 3 @ Cadwell Park

BMCRC Thunderbike Sport & Rookie Minitwins

RACE 12 - SECTOR ANALYSIS



SECTOR 1 = FL to I1, SECTOR 2 = I1 to FL, DIFF = Difference To Personal Best Lap, P = Crossed Finish Line in Pit Lane, D = Time Disallowed

P6 81 Malvern MAY		Honda CBR600RR -				
IDEAL LAP TIME : 1:41.899		BEST LAP TIME : 1:41.899		DIFFERENCE : 0.000		
LAP	SECTOR 1	SECTOR 2	LAP TIME	MPH	DIFF	TIME OF DAY
1 -		43.407	1:49.230	71.84	7.331	14:52:55.293
2 -	59.470	43.437	1:42.907	76.26	1.008	14:54:38.200
3 -	1:00.272	43.432	1:43.704	75.67	1.805	14:56:21.904
4 -	59.611	43.156	1:42.767 (3)	76.36	0.868	14:58:04.671
5 -	59.428	43.175	1:42.603 (2)	76.48	0.704	14:59:47.274
6 -	59.127	42.772	1:41.899 (1)	77.01		15:01:29.173

P7 48 Shaun WALLIS		Yamaha R6 - MBC Despatch Racing				
IDEAL LAP TIME : 1:44.024		BEST LAP TIME : 1:44.894		DIFFERENCE : 0.870		
LAP	SECTOR 1	SECTOR 2	LAP TIME	MPH	DIFF	TIME OF DAY
1 -		43.571	1:50.289	71.15	5.395	14:52:56.352
2 -	1:00.453	44.441	1:44.894 (1)	74.81		14:54:41.246
3 -	1:01.589	45.725	1:47.314 (3)	73.13	2.420	14:56:28.560
4 -	1:02.247	44.665	1:46.912 (2)	73.40	2.018	14:58:15.472
5 -	1:02.627	45.092	1:47.719	72.85	2.825	15:00:03.191

P8 22 Matthew MAY		Honda CBR600FY - Late Breakers				
IDEAL LAP TIME : 1:46.416		BEST LAP TIME : 1:46.749		DIFFERENCE : 0.333		
LAP	SECTOR 1	SECTOR 2	LAP TIME	MPH	DIFF	TIME OF DAY
1 -		44.424	1:53.325	69.25	6.576	14:52:59.388
2 -	1:01.992	44.757	1:46.749 (1)	73.51		14:54:46.137
3 -	1:02.396	45.074	1:47.470 (2)	73.02	0.721	14:56:33.607
4 -	1:02.116	45.809	1:47.925 (3)	72.71	1.176	14:58:21.532
5 -	1:02.664	45.410	1:48.074	72.61	1.325	15:00:09.606

P9 168 R Aaron DALRYMPLE		Suzuki GSXR 600 -				
IDEAL LAP TIME : 1:46.789		BEST LAP TIME : 1:46.896		DIFFERENCE : 0.107		
LAP	SECTOR 1	SECTOR 2	LAP TIME	MPH	DIFF	TIME OF DAY
1 -		44.781	1:55.253	68.09	8.357	14:53:01.316
2 -	1:02.036	44.860	1:46.896 (1)	73.41		14:54:48.212
3 -	1:02.128	44.940	1:47.068 (2)	73.29	0.172	14:56:35.280
4 -	1:02.008	45.127	1:47.135 (3)	73.25	0.239	14:58:22.415
5 -	1:02.288	45.676	1:47.964	72.69	1.068	15:00:10.379

P10 123 RMT Adam FORSYTH		Suzuki SV650 - Rock Oil				
IDEAL LAP TIME : 1:46.559		BEST LAP TIME : 1:46.559		DIFFERENCE : 0.000		
LAP	SECTOR 1	SECTOR 2	LAP TIME	MPH	DIFF	TIME OF DAY
1 -		44.923	1:53.219	69.31	6.660	14:52:59.282
2 -	1:03.317	44.809	1:48.126 (2)	72.58	1.567	14:54:47.408
3 -	1:01.799	44.760	1:46.559 (1)	73.64		14:56:33.967
4 -	1:03.005	45.173	1:48.178 (3)	72.54	1.619	14:58:22.145
5 -	1:03.200	45.467	1:48.667	72.22	2.108	15:00:10.812

P11 84 Ricardo BRANCO		Yamaha R6 - IMP Racing				
IDEAL LAP TIME : 1:46.899		BEST LAP TIME : 1:46.899		DIFFERENCE : 0.000		
LAP	SECTOR 1	SECTOR 2	LAP TIME	MPH	DIFF	TIME OF DAY
1 -		45.579	1:53.156	69.35	6.257	14:52:59.219
2 -	1:02.813	45.456	1:48.269 (3)	72.48	1.370	14:54:47.488
3 -	1:01.852	45.047	1:46.899 (1)	73.41		14:56:34.387
4 -	1:02.324	45.454	1:47.778 (2)	72.81	0.879	14:58:22.165
5 -	1:03.296	45.859	1:49.155	71.89	2.256	15:00:11.320

Weather / Track : Cloudy / Dry

Cadwell Park
Circuit Length = 2.1800 miles
Start: 14:51 Flag 15:01 End: 15:02

BMCRC - MRO Championships 2021 - Rnd 3 @ Cadwell Park

BMCRC Thunderbike Sport & Rookie Minitwins

RACE 12 - SECTOR ANALYSIS



SECTOR 1 = FL to I1, SECTOR 2 = I1 to FL, DIFF = Difference To Personal Best Lap, P = Crossed Finish Line in Pit Lane, D = Time Disallowed

P12 234 RMT Andrew FLUX		Suzuki SV650 - Mach 1 Automotive LTD				
IDEAL LAP TIME : 1:46.485		BEST LAP TIME : 1:46.939		DIFFERENCE : 0.454		
LAP	SECTOR 1	SECTOR 2	LAP TIME	MPH	DIFF	TIME OF DAY
1 -		44.901	1:55.915	67.70	8.976	14:53:01.978
2 -	1:01.598	45.341	1:46.939 (1)	73.38		14:54:48.917
3 -	1:01.584	45.447	1:47.031 (2)	73.32	0.092	14:56:35.948
4 -	1:02.045	45.270	1:47.315 (3)	73.13	0.376	14:58:23.263
5 -	1:02.501	46.129	1:48.630	72.24	1.691	15:00:11.893

P13 63 RMT Stephen PERFITT		Suzuki SV650 - PKP Services Ltd				
IDEAL LAP TIME : 1:46.707		BEST LAP TIME : 1:46.707		DIFFERENCE : 0.000		
LAP	SECTOR 1	SECTOR 2	LAP TIME	MPH	DIFF	TIME OF DAY
1 -		45.679	1:56.691	67.25	9.984	14:53:02.754
2 -	1:02.319	45.467	1:47.786 (3)	72.81	1.079	14:54:50.540
3 -	1:02.732	45.210	1:47.942	72.70	1.235	14:56:38.482
4 -	1:02.452	44.772	1:47.224 (2)	73.19	0.517	14:58:25.706
5 -	1:02.221	44.486	1:46.707 (1)	73.54		15:00:12.413

P14 189 RMT Mark LAWSON		Suzuki SV 650 - Crawfords metal detectors				
IDEAL LAP TIME : 1:47.392		BEST LAP TIME : 1:47.542		DIFFERENCE : 0.150		
LAP	SECTOR 1	SECTOR 2	LAP TIME	MPH	DIFF	TIME OF DAY
1 -		45.932	1:57.560	66.75	10.018	14:53:03.623
2 -	1:03.156	45.115	1:48.271 (3)	72.48	0.729	14:54:51.894
3 -	1:02.493	45.194	1:47.687 (2)	72.87	0.145	14:56:39.581
4 -	1:02.990	46.213	1:49.203	71.86	1.661	14:58:28.784
5 -	1:02.277	45.265	1:47.542 (1)	72.97		15:00:16.326

P15 62 RMT James KING		Suzuki SV650 - King and Drury construction				
IDEAL LAP TIME : 1:47.030		BEST LAP TIME : 1:47.030		DIFFERENCE : 0.000		
LAP	SECTOR 1	SECTOR 2	LAP TIME	MPH	DIFF	TIME OF DAY
1 -		46.125	1:58.883	66.01	11.853	14:53:04.946
2 -	1:03.023	45.726	1:48.749	72.16	1.719	14:54:53.695
3 -	1:02.593	45.624	1:48.217 (3)	72.52	1.187	14:56:41.912
4 -	1:02.727	45.013	1:47.740 (2)	72.84	0.710	14:58:29.652
5 -	1:02.325	44.705	1:47.030 (1)	73.32		15:00:16.682

P16 919 RMT Andrew BELLIS		Suzuki SV 650 - Cunco Ltd				
IDEAL LAP TIME : 1:47.336		BEST LAP TIME : 1:47.336		DIFFERENCE : 0.000		
LAP	SECTOR 1	SECTOR 2	LAP TIME	MPH	DIFF	TIME OF DAY
1 -		46.351	1:58.432	66.26	11.096	14:53:04.495
2 -	1:02.958	45.644	1:48.602 (2)	72.26	1.266	14:54:53.097
3 -	1:02.694	46.550	1:49.244	71.83	1.908	14:56:42.341
4 -	1:03.285	45.853	1:49.138 (3)	71.90	1.802	14:58:31.479
5 -	1:02.065	45.271	1:47.336 (1)	73.11		15:00:18.815

P17 166 RMT Nicholas BAKER		Suzuki SV650 - K66				
IDEAL LAP TIME : 1:47.307		BEST LAP TIME : 1:47.499		DIFFERENCE : 0.192		
LAP	SECTOR 1	SECTOR 2	LAP TIME	MPH	DIFF	TIME OF DAY
1 -		48.061	2:04.127	63.22	16.628	14:53:10.190
2 -	1:04.358	46.128	1:50.486	71.03	2.987	14:55:00.676
3 -	1:03.508	45.555	1:49.063 (3)	71.95	1.564	14:56:49.739
4 -	1:02.359	45.140	1:47.499 (1)	73.00		14:58:37.238
5 -	1:03.216	44.948	1:48.164 (2)	72.55	0.665	15:00:25.402

Weather / Track : Cloudy / Dry

Cadwell Park
Circuit Length = 2.1800 miles
Start: 14:51 Flag 15:01 End: 15:02

BMCRC - MRO Championships 2021 - Rnd 3 @ Cadwell Park

BMCRC Thunderbike Sport & Rookie Minitwins

RACE 12 - SECTOR ANALYSIS



SECTOR 1 = FL to I1, SECTOR 2 = I1 to FL, DIFF = Difference To Personal Best Lap, P = Crossed Finish Line in Pit Lane, D = Time Disallowed

P18 114 RMT Adam CAVEY			Suzuki SV650 - PogSpeed			
IDEAL LAP TIME : 1:51.269		BEST LAP TIME : 1:51.570		DIFFERENCE : 0.301		
LAP	SECTOR 1	SECTOR 2	LAP TIME	MPH	DIFF	TIME OF DAY
1 -		48.814	2:03.609	63.49	12.039	14:53:09.672
2 -	1:05.249	47.176	1:52.425 (3)	69.80	0.855	14:55:02.097
3 -	1:04.229	47.765	1:51.994 (2)	70.07	0.424	14:56:54.091
4 -	1:04.736	47.758	1:52.494	69.76	0.924	14:58:46.585
5 -	1:04.530	47.040	1:51.570 (1)	70.34		15:00:38.155

P19 29 RMT Hayden KILLWORTH			Suzuki SV650 - BK Racing			
IDEAL LAP TIME : 1:51.337		BEST LAP TIME : 1:51.873		DIFFERENCE : 0.536		
LAP	SECTOR 1	SECTOR 2	LAP TIME	MPH	DIFF	TIME OF DAY
1 -		48.924	2:04.138	63.22	12.265	14:53:10.201
2 -	1:05.194	47.264	1:52.458	69.78	0.585	14:55:02.659
3 -	1:04.651	47.222	1:51.873 (1)	70.15		14:56:54.532
4 -	1:04.523	47.926	1:52.449 (3)	69.79	0.576	14:58:46.981
5 -	1:05.125	46.814	1:51.939 (2)	70.11	0.066	15:00:38.920

P20 138 RMT Craig JARMIN			Suzuki SV650 - BK Racing			
IDEAL LAP TIME : 1:51.738		BEST LAP TIME : 1:52.106		DIFFERENCE : 0.368		
LAP	SECTOR 1	SECTOR 2	LAP TIME	MPH	DIFF	TIME OF DAY
1 -		48.763	2:02.977	63.81	10.871	14:53:09.040
2 -	1:04.424	47.711	1:52.135 (2)	69.98	0.029	14:55:01.175
3 -	1:04.636	47.470	1:52.106 (1)	70.00		14:56:53.281
4 -	1:05.139	48.184	1:53.323 (3)	69.25	1.217	14:58:46.604
5 -	1:06.130	47.314	1:53.444	69.18	1.338	15:00:40.048

P21 455 RMT Tyler DONOVAN			Suzuki SV 650 -			
IDEAL LAP TIME : 1:52.609		BEST LAP TIME : 1:52.833		DIFFERENCE : 0.224		
LAP	SECTOR 1	SECTOR 2	LAP TIME	MPH	DIFF	TIME OF DAY
1 -		49.530	2:05.367	62.60	12.534	14:53:11.430
2 -	1:04.933	47.900	1:52.833 (1)	69.55		14:55:04.263
3 -	1:05.805	48.104	1:53.909 (3)	68.89	1.076	14:56:58.172
4 -	1:06.238	48.127	1:54.365	68.62	1.532	14:58:52.537
5 -	1:06.009	47.676	1:53.685 (2)	69.03	0.852	15:00:46.222

P22 193 RMT Tony BOTTO			Suzuki SV 650 - TB Motorcycles			
IDEAL LAP TIME : 1:53.605		BEST LAP TIME : 1:53.686		DIFFERENCE : 0.081		
LAP	SECTOR 1	SECTOR 2	LAP TIME	MPH	DIFF	TIME OF DAY
1 -		49.174	2:05.565	62.50	11.879	14:53:11.628
2 -	1:06.578	47.108	1:53.686 (1)	69.03		14:55:05.314
3 -	1:06.623	48.165	1:54.788 (3)	68.37	1.102	14:57:00.102
4 -	1:07.748	47.398	1:55.146	68.15	1.460	14:58:55.248
5 -	1:06.856	47.027	1:53.883 (2)	68.91	0.197	15:00:49.131

P23 101 Glen TRIPP			Honda CBR 600FW - yaki too racing			
IDEAL LAP TIME : 1:51.388		BEST LAP TIME : 1:51.388		DIFFERENCE : 0.000		
LAP	SECTOR 1	SECTOR 2	LAP TIME	MPH	DIFF	TIME OF DAY
1 -		53.173	2:14.665	58.27	23.277	14:53:20.728
2 -	1:07.735	49.835	1:57.570 (3)	66.75	6.182	14:55:18.298
3 -	1:08.023	49.961	1:57.984	66.51	6.596	14:57:16.282
4 -	1:05.472	47.597	1:53.069 (2)	69.40	1.681	14:59:09.351
5 -	1:04.896	46.492	1:51.388 (1)	70.45		15:01:00.739

Weather / Track : Cloudy / Dry

Cadwell Park
Circuit Length = 2.1800 miles
Start: 14:51 Flag 15:01 End: 15:02

BMCRC - MRO Championships 2021 - Rnd 3 @ Cadwell Park

BMCRC Thunderbike Sport & Rookie Minitwins

RACE 12 - SECTOR ANALYSIS



SECTOR 1 = FL to I1, SECTOR 2 = I1 to FL, DIFF = Difference To Personal Best Lap, P = Crossed Finish Line in Pit Lane, D = Time Disallowed

P24 130 RMT		Vince JONES		Suzuki SV650 -		
IDEAL LAP TIME : 1:52.389		BEST LAP TIME : 1:52.389		DIFFERENCE : 0.000		
LAP	SECTOR 1	SECTOR 2	LAP TIME	MPH	DIFF	TIME OF DAY
1 -		53.383	2:14.564	58.32	22.175	14:53:20.627
2 -	1:08.182	49.717	1:57.899 (3)	66.56	5.510	14:55:18.526
3 -	1:07.649	50.264	1:57.913	66.55	5.524	14:57:16.439
4 -	1:06.128	47.849	1:53.977 (2)	68.85	1.588	14:59:10.416
5 -	1:05.265	47.124	1:52.389 (1)	69.82		15:01:02.805

P25 49 R		Oli CHAYTOR		Yamaha R6 - PearTree Racing		
IDEAL LAP TIME : 1:54.080		BEST LAP TIME : 1:54.080		DIFFERENCE : 0.000		
LAP	SECTOR 1	SECTOR 2	LAP TIME	MPH	DIFF	TIME OF DAY
1 -		53.323	2:13.662	58.71	19.582	14:53:19.725
2 -	1:08.495	49.462	1:57.957 (2)	66.53	3.877	14:55:17.682
3 -	1:07.889	50.842	1:58.731 (3)	66.09	4.651	14:57:16.413
4 -	1:09.647	49.691	1:59.338	65.76	5.258	14:59:15.751
5 -	1:05.468	48.612	1:54.080 (1)	68.79		15:01:09.831

P26 58 RMT		John CHANDLER		Suzuki SV650 - Anode Electronics		
IDEAL LAP TIME : 1:55.681		BEST LAP TIME : 1:55.681		DIFFERENCE : 0.000		
LAP	SECTOR 1	SECTOR 2	LAP TIME	MPH	DIFF	TIME OF DAY
1 -		53.694	2:15.507	57.91	19.826	14:53:21.570
2 -	1:07.935	49.971	1:57.906	66.56	2.225	14:55:19.476
3 -	1:07.495	50.304	1:57.799 (3)	66.62	2.118	14:57:17.275
4 -	1:08.835	48.788	1:57.623 (2)	66.72	1.942	14:59:14.898
5 -	1:07.121	48.560	1:55.681 (1)	67.84		15:01:10.579

P27 116 RMT		Gareth FAITH		Suzuki SV650 - Sitramoto		
IDEAL LAP TIME : 1:56.094		BEST LAP TIME : 1:56.184		DIFFERENCE : 0.090		
LAP	SECTOR 1	SECTOR 2	LAP TIME	MPH	DIFF	TIME OF DAY
1 -		54.193	2:15.981	57.71	19.797	14:53:22.044
2 -	1:07.948	49.878	1:57.826 (2)	66.60	1.642	14:55:19.870
3 -	1:07.527	50.564	1:58.091 (3)	66.45	1.907	14:57:17.961
4 -	1:08.840	50.386	1:59.226	65.82	3.042	14:59:17.187
5 -	1:07.617	48.567	1:56.184 (1)	67.54		15:01:13.371

P28 188 RMT		Tim FRAMPTON		Suzuki SV650 -		
IDEAL LAP TIME : 1:58.872		BEST LAP TIME : 1:58.872		DIFFERENCE : 0.000		
LAP	SECTOR 1	SECTOR 2	LAP TIME	MPH	DIFF	TIME OF DAY
1 -		2:01.753	3:22.732	38.71	1:23.860	14:54:28.795
2 -	1:10.662	51.026	2:01.688 (3)	64.49	2.816	14:56:30.483
3 -	1:10.715	50.154	2:00.869 (2)	64.93	1.997	14:58:31.352
4 -	1:09.739	49.133	1:58.872 (1)	66.02		15:00:30.224

P29 109 R		Marc BELL		Yamaha R6 5SL -		
IDEAL LAP TIME : 1:46.633		BEST LAP TIME : 1:46.724		DIFFERENCE : 0.091		
LAP	SECTOR 1	SECTOR 2	LAP TIME	MPH	DIFF	TIME OF DAY
1 -		45.585	1:56.350	67.45	9.626	14:53:02.413
2 -	1:01.853	44.933	1:46.786 (2)	73.49	0.062	14:54:49.199
3 -	1:01.700	45.024	1:46.724 (1)	73.53		14:56:35.923
4 -	1:01.703	45.332	1:47.035 (3)	73.32	0.311	14:58:22.958
5 -	1:01.990	45.480	1:47.470	73.02	0.746	15:00:10.428

Weather / Track : Cloudy / Dry

Cadwell Park
Circuit Length = 2.1800 miles
Start: 14:51 Flag 15:01 End: 15:02

BMCRC - MRO Championships 2021 - Rnd 3 @ Cadwell Park

BMCRC Thunderbike Sport & Rookie Minitwins

RACE 12 - SECTOR ANALYSIS



SECTOR 1 = FL to I1, SECTOR 2 = I1 to FL, DIFF = Difference To Personal Best Lap, P = Crossed Finish Line in Pit Lane, D = Time Disallowed

P30 260 RMT Greg PYMM		Suzuki SV650 -				
IDEAL LAP TIME : 1:46.897		BEST LAP TIME : 1:47.025		DIFFERENCE : 0.128		
LAP	SECTOR 1	SECTOR 2	LAP TIME	MPH	DIFF	TIME OF DAY
1 -		46.477	1:58.230	66.37	11.205	14:53:04.293
2 -	1:02.124	44.948	1:47.072 (2)	73.29	0.047	14:54:51.365
3 -	1:02.218	45.506	1:47.724	72.85	0.699	14:56:39.089
4 -	1:02.121	45.047	1:47.168 (3)	73.23	0.143	14:58:26.257
5 -	1:01.949	45.076	1:47.025 (1)	73.32		15:00:13.282

P31 139 R Rob MARLEY		Honda CBR600F3 - PearTree Racing				
IDEAL LAP TIME : 1:57.258		BEST LAP TIME : 1:57.258		DIFFERENCE : 0.000		
LAP	SECTOR 1	SECTOR 2	LAP TIME	MPH	DIFF	TIME OF DAY
1 -		52.971	2:13.691 (3)	58.70	16.433	14:53:19.754
2 -	1:07.920	49.338	1:57.258 (1)	66.92		14:55:17.012
3 -	1:09.102	51.117	2:00.219 (2)	65.28	2.961	14:57:17.231

BMCRC - MRO Championships 2021 - Rnd 3 @ Cadwell Park

BMCRC Thunderbike Sport & Rookie Minitwins

RACE 12 - BEST SECTORS

SECTOR 1			SECTOR 2			IDEAL / BEST COMPARISON						
POS	NO	NAME	TIME	NO	NAME	TIME	POS	NO	NAME	IDEAL	BEST	DIFF
									PERFECT LAP	1:38.612		
1	52	FRICKER	56.781	961	SIM	41.831	1	52	FRICKER	1:38.999	1:39.471	0.472
2	961	SIM	57.312	52	FRICKER	42.218	2	961	SIM	1:39.143	1:39.200	0.057
3	624	FEDRICK	57.793	624	FEDRICK	42.235	3	624	FEDRICK	1:40.028	1:40.158	0.130
4	54	JAMISON	58.518	81	MAY	42.772	4	54	JAMISON	1:41.322	1:41.467	0.145
5	81	MAY	59.127	54	JAMISON	42.804	5	81	MAY	1:41.899	1:41.899	0.000
6	25	DAY	59.134	25	DAY	43.010	6	25	DAY	1:42.144	1:42.144	0.000
7	48	WALLIS	1:00.453	48	WALLIS	43.571	7	48	WALLIS	1:44.024	1:44.894	0.870
8	234	FLUX	1:01.584	22	MAY	44.424	8	22	MAY	1:46.416	1:46.749	0.333
9	109	BELL	1:01.700	63	PERFITT	44.486	9	234	FLUX	1:46.485	1:46.939	0.454
10	123	FORSYTH	1:01.799	62	KING	44.705	10	123	FORSYTH	1:46.559	1:46.559	0.000
11	84	BRANCO	1:01.852	123	FORSYTH	44.760	11	109	BELL	1:46.633	1:46.724	0.091
12	260	PYMM	1:01.949	168	DALRYMPLE	44.781	12	63	PERFITT	1:46.707	1:46.707	0.000
13	22	MAY	1:01.992	234	FLUX	44.901	13	168	DALRYMPLE	1:46.789	1:46.896	0.107
14	168	DALRYMPLE	1:02.008	109	BELL	44.933	14	260	PYMM	1:46.897	1:47.025	0.128
15	919	BELLIS	1:02.065	166	BAKER	44.948	15	84	BRANCO	1:46.899	1:46.899	0.000
16	63	PERFITT	1:02.221	260	PYMM	44.948	16	62	KING	1:47.030	1:47.030	0.000
17	189	LAWSON	1:02.277	84	BRANCO	45.047	17	166	BAKER	1:47.307	1:47.499	0.192
18	62	KING	1:02.325	189	LAWSON	45.115	18	919	BELLIS	1:47.336	1:47.336	0.000
19	166	BAKER	1:02.359	919	BELLIS	45.271	19	189	LAWSON	1:47.392	1:47.542	0.150
20	114	CAVEY	1:04.229	101	TRIPP	46.492	20	114	CAVEY	1:51.269	1:51.570	0.301
21	138	JARMIN	1:04.424	29	KILLWORTH	46.814	21	29	KILLWORTH	1:51.337	1:51.873	0.536
22	29	KILLWORTH	1:04.523	193	BOTTO	47.027	22	101	TRIPP	1:51.388	1:51.388	0.000
23	101	TRIPP	1:04.896	114	CAVEY	47.040	23	138	JARMIN	1:51.738	1:52.106	0.368
24	455	DONOVAN	1:04.933	130	JONES	47.124	24	130	JONES	1:52.389	1:52.389	0.000
25	130	JONES	1:05.265	138	JARMIN	47.314	25	455	DONOVAN	1:52.609	1:52.833	0.224
26	49	CHAYTOR	1:05.468	455	DONOVAN	47.676	26	193	BOTTO	1:53.605	1:53.686	0.081
27	193	BOTTO	1:06.578	58	CHANDLER	48.560	27	49	CHAYTOR	1:54.080	1:54.080	0.000
28	58	CHANDLER	1:07.121	116	FAITH	48.567	28	58	CHANDLER	1:55.681	1:55.681	0.000
29	116	FAITH	1:07.527	49	CHAYTOR	48.612	29	116	FAITH	1:56.094	1:56.184	0.090
30	139	MARLEY	1:07.920	188	FRAMPTON	49.133	30	139	MARLEY	1:57.258	1:57.258	0.000
31	188	FRAMPTON	1:09.739	139	MARLEY	49.338	31	188	FRAMPTON	1:58.872	1:58.872	0.000
32												
33												

Weather / Track : Cloudy / Dry

Results can be found at www.tsl-timing.com

Cadwell Park
Circuit Length = 2.1800 miles
Start: 14:51 Flag 15:01 End: 15:02

Printed - 15:18 Sunday, 27 June 2021

BMCRC - MRO Championships 2021 - Rnd 3 @ Cadwell Park

BMCRC Thunderbike Sport & Rookie Minitwins

RACE 12 - STATISTICS

Competitors Started 33
Planned Start 2021-06-27 @ 14:25:00.000
Actual Start 2021-06-27 @ 14:51:06.062
Finish Time 2021-06-27 @ 15:01:10.819
Track Length 2.1800mi.
Total Laps 158
Total Distance Covered 344.4429mi.

Session Fastest Lap History

NO	CL	NAME	LAP TIME	TIME OF DAY	LAP	VEHICLE
961		Jack SIM	1:45.022	14:52:51.098	1	Yamaha R6
961		Jack SIM	1:39.200	14:54:30.298	2	Yamaha R6

Session Leader History

NO	CL	NAME	FROM LAP	LAPS LED	DISTANCE	VEHICLE
961		Jack SIM	1	6	13.08 miles	Yamaha R6

Flag History

TYPE	TIME OF DAY
GREEN	14:51:06.062
FINISH	15:01:10.819

Flag Statistics

TYPE	COUNT	TOTAL LAPS	TOTAL TIME
Green	1	6	11:49.284
Red	0	0	0.000
Safety Car	0	0	0.000
FCY	0	0	0.000

BMCRC - MRO Championships 2021 - Rnd 3 @ Cadwell Park

BMCRC Thunderbike Sport & Rookie Minitwins

RACE 12 - STATISTICS

CLASS :

10 Starters

Fastest Lap History

NO	NAME	LAP TIME	TIME OF DAY	LAP	VEHICLE
961	Jack SIM	1:45.022	14:52:51.098	1	Yamaha R6
961	Jack SIM	1:39.200	14:54:30.298	2	Yamaha R6

Leader History

NO	NAME	FROM LAP	LAPS LED	DISTANCE	VEHICLE
961	Jack SIM	1	6	13.08 miles	Yamaha R6

BMCRC - MRO Championships 2021 - Rnd 3 @ Cadwell Park

BMCRC Thunderbike Sport & Rookie Minitwins

RACE 12 - STATISTICS

CLASS : R

5 Starters

Fastest Lap History

NO	NAME	LAP TIME	TIME OF DAY	LAP	VEHICLE
168	Aaron DALRYMPLE	1:55.253	14:53:01.341	1	Suzuki GSXR 600
168	Aaron DALRYMPLE	1:46.896	14:54:48.237	2	Suzuki GSXR 600
109	Marc BELL	1:46.786	14:54:49.226	2	Yamaha R6 5SL
109	Marc BELL	1:46.724	14:56:35.983	3	Yamaha R6 5SL

Leader History

NO	NAME	FROM LAP	LAPS LED	DISTANCE	VEHICLE
168	Aaron DALRYMPLE	1	5	10.90 miles	Suzuki GSXR 600

BMCRC - MRO Championships 2021 - Rnd 3 @ Cadwell Park

BMCRC Thunderbike Sport & Rookie Minitwins

RACE 12 - STATISTICS

CLASS : RMT

18 Starters

Fastest Lap History

NO	NAME	LAP TIME	TIME OF DAY	LAP	VEHICLE
123	Adam FORSYTH	1:53.219	14:52:59.282	1	Suzuki SV650
123	Adam FORSYTH	1:48.126	14:54:47.432	2	Suzuki SV650
234	Andrew FLUX	1:46.939	14:54:48.943	2	Suzuki SV650
123	Adam FORSYTH	1:46.559	14:56:33.991	3	Suzuki SV650

Leader History

NO	NAME	FROM LAP	LAPS LED	DISTANCE	VEHICLE
123	Adam FORSYTH	1	5	10.90 miles	Suzuki SV650

BMCRC-MRO Championships 2021



DFDS YAMAHA PAST MASTERS

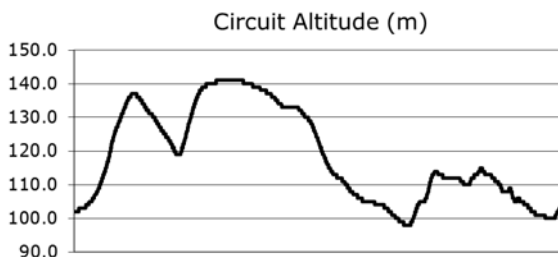
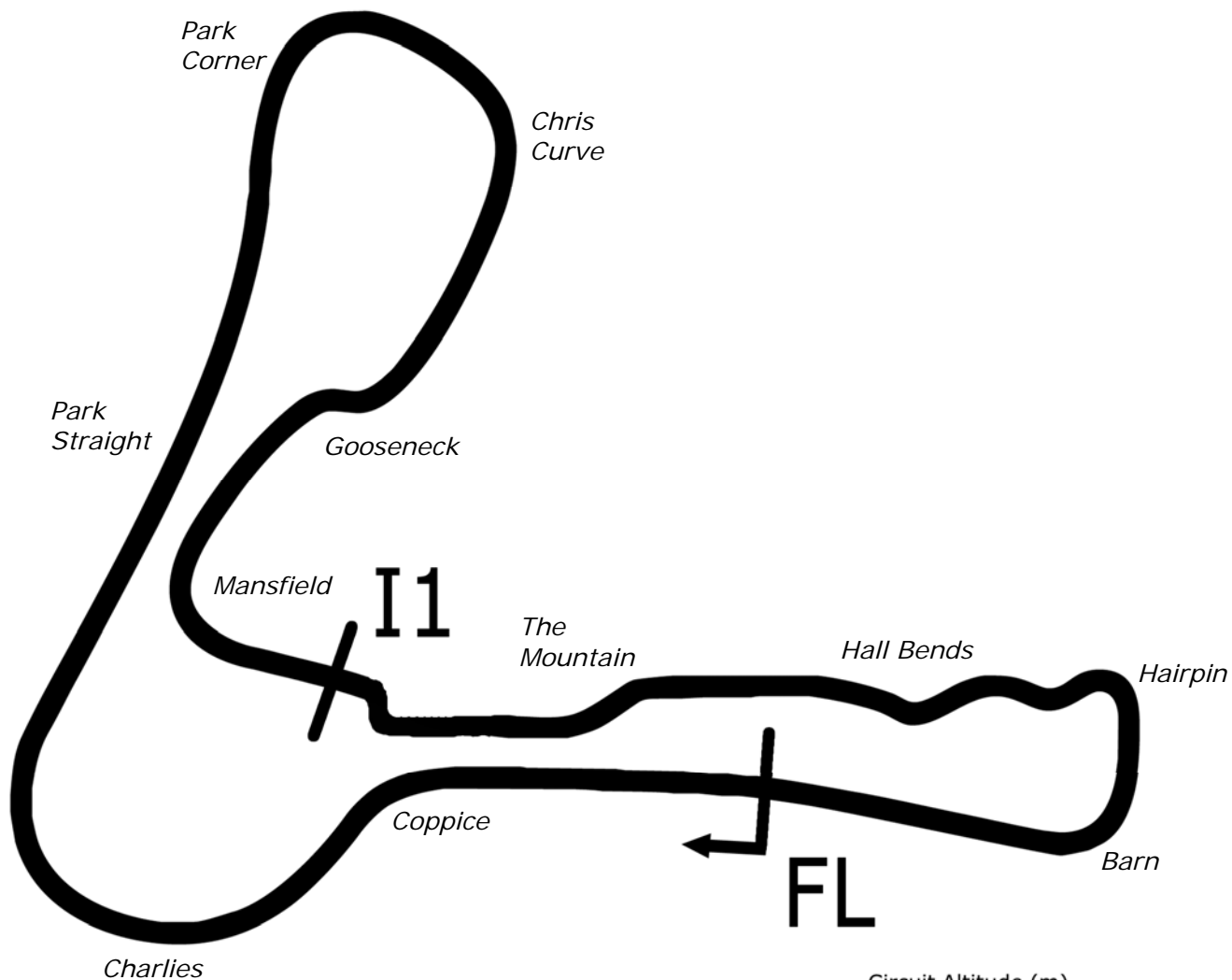
Cadwell Park

26th / 27th June 2021



Results Provided by Timing Solutions Ltd
www.tsl-timing.com

Cadwell Park



Length	2.1800 miles	3508.4 m	
FL		53.31024 N	0.05940 W
I1	2330m	53.30708 N	0.06270 W
Pit Entry	3472m	53.31103 N	0.05889 W
Pit Exit	0m after FL	53.31030 N	0.05940 W
Pit Entry-Pit Exit 92m, 6.6s @50kph, 5.5s @60kph			

All results available at www.tsl-timing.com

BMCRC - MRO Championships 2021 - Rnd 3 @ Cadwell Park
DFDS Yamaha Past Masters
QUALIFYING - CLASSIFICATION

POS	NO	CL	PIC NAME	ENTRY	TIME	ON	LAPS	GAP	DIFF	MPH
1	24		1 Scott CARSON	Yamaha TZR250 - Brian Grays Powerbiking,All Englan	1:43.915	6	7			75.52
2	13		2 Doug EDMONDSON	Yamaha TZR250 - Stan Stephens Tuning	1:43.981	4	7	0.066	0.066	75.47
3	19		3 Peter BRANTON	Yamaha TZR 250 - Exactweld Racing	1:44.393	4	6	0.478	0.412	75.17
4	30		4 Alan COOPER	Yamaha TZR250 - twistgrip motorcycles	1:44.811	3	7	0.896	0.418	74.87
5	146		5 Michael MACE	Yamaha TZR250 - Kevin Marshall	1:45.380	7	7	1.465	0.569	74.47
6	57		6 Geoff MOOK	Yamaha TZR 250 -	1:46.326	3	6	2.411	0.946	73.81
7	15		7 Billy PERKINS	Yamaha TZR 250 - T.w fuggle & son / Ashford tarmac	1:46.423	5	7	2.508	0.097	73.74
8	88		8 Michael STANLEY	Yamaha TZR 250 -	1:46.610	2	7	2.695	0.187	73.61
9	74		9 Paul WHITBY	Yamaha TZR 250 - Greybridge Ltd	1:47.139	3	7	3.224	0.529	73.25
10	22		10 Rik BALLERINI	Yamaha TZR 250 - SCLS LTD, GECKO RACING, CA	1:48.674	7	7	4.759	1.535	72.21
11	29		11 Derek CRIPPS	Yamaha TZR250 - Kelly Cripps - Team FBR	1:50.172	2	5	6.257	1.498	71.23
12	75	C	1 Barry MANTELL	Yamaha TZR250 - Swedish Car Connection	1:50.288	5	6	6.373	0.116	71.15
13	4		12 Denis HALIL	Yamaha TZR250 - D & A AUTOS	1:51.059	2	7	7.144	0.771	70.66
14	66	C	2 Neil GRANT	Yamaha TZR250 - Merlin Performance	1:51.102	2	2	7.187	0.043	70.63
15	8	C	3 David BALL	Yamaha TZR250 - Gardiner Page and Roe pension co	1:51.287	6	7	7.372	0.185	70.52
16	27	C	4 Richard HAYWARD	Yamaha TZR250 - Hazel Motors/ Gforce	1:51.969	5	5	8.054	0.682	70.09
17	60		13 Daniel GOUGH	Yamaha TZR 250 - G Force Motorcycles	1:52.863	6	7	8.948	0.894	69.53
18	72	C	5 Chris THAY	Yamaha TZR250 - Scell-it uk	1:53.872	6	7	9.957	1.009	68.92
19	92	R	1 Andrew MOOK	Yamaha TZR250 -	1:54.667	4	4	10.752	0.795	68.44
20	100	R	2 Dan SUTHERLAND	Yamaha TZR 250 - www.ypmrc.co.uk	1:54.992	5	7	11.077	0.325	68.24
21	26	C	6 Damian LEE	Yamaha TZR250 - Leed Autos	1:55.465	6	6	11.550	0.473	67.96
22	46	C	7 Kevin MARSHALL	Yamaha TZR250 -	1:56.323	7	7	12.408	0.858	67.46
23	53	C	8 Alan COATES	Yamaha TZR250 - Clarendon Motorcycles Hull	1:57.302	5	6	13.387	0.979	66.90
24	42	C	9 Martin PEARSON	Yamaha TZR250 - Viking Inspection	1:58.231	5	6	14.316	0.929	66.37
25	99	C	10 Paul FIRTH	Yamaha TZR250 - Joanne Porter	1:58.495	5	6	14.580	0.264	66.23
26	73	R	3 Colvin TURNER	Yamaha TZR250 -	1:59.672	2	5	15.757	1.177	65.57
27	17	R	4 Dan MILES	Yamaha TZR250 -	1:59.991	4	4	16.076	0.319	65.40
28	33	C	11 Kieran LEWIS	Yamaha TZR250 - Controls For Doors Ltd/ G Force M	2:01.997	5	6	18.082	2.006	64.33
29	87	C	12 Denise BUTTON	Yamaha TZR 250 -	2:04.156	6	6	20.241	2.159	63.21
30	25	C	13 Stephen WIMBLE	Yamaha TZR 250 - S.B.W Contractor	2:08.795	4	6	24.880	4.639	60.93
31	67		14 Mark BAILEY	Yamaha TZR250 -	2:10.522	2	3	26.607	1.727	60.12
32	65	C	14 Nigel TERRY	Yamaha TZR250 - NTrap Garage Doors	2:11.001	4	6	27.086	0.479	59.90
33	41	C	15 Paul BOWLING	Yamaha TDR -	2:16.978	4	5	33.063	5.977	57.29
NS	199		Michael FROST	Yamaha TZR250 -						

Bike 66 - Transponder stopped working - Please check
Weather / Track : Cloudy / Dry
These results are provisional until the conclusion of any judicial and technical matters.

Cadwell Park

Circuit Length = 2.1800 miles

Start: 10:28 Flag 10:41 End: 10:43

Clerk Of Course :	Stewards :	Timekeeper : Sarah Evans
-------------------	------------	--------------------------

 Results can be found at www.tsl-timing.com

Printed - 10:43 Saturday, 26 June 2021



BMCRC - MRO Championships 2021 - Rnd 3 @ Cadwell Park

DFDS Yamaha Past Masters

QUALIFYING - SECTOR ANALYSIS



SECTOR 1 = FL to I1, SECTOR 2 = I1 to FL, DIFF = Difference To Personal Best Lap, P = Crossed Finish Line in Pit Lane, D = Time Disallowed

P1 24		Scott CARSON		Yamaha TZR250 - Brian Grays Powerbiking, All England Diamon			
IDEAL LAP TIME : 1:43.855		BEST LAP TIME : 1:43.915		DIFFERENCE : 0.060			
LAP	SECTOR 1	SECTOR 2	LAP TIME	MPH	DIFF	TIME OF DAY	
1 -	1:01.995	43.982	1:45.977	74.05	2.062	10:30:57.734	
2 -	1:01.168	43.517	1:44.685 (3)	74.96	0.770	10:32:42.419	
3 -	1:00.922	44.026	1:44.948	74.78	1.033	10:34:27.367	
4 -	1:00.775	43.374	1:44.149 (2)	75.35	0.234	10:36:11.516	
5 -	1:03.458	44.516	1:47.974	72.68	4.059	10:37:59.490	
6 -	1:00.481	43.434	1:43.915 (1)	75.52		10:39:43.405	
7 -	1:06.845	47.200	1:54.045	68.81	10.130	10:41:37.450	

P2 13		Doug EDMONDSON		Yamaha TZR250 - Stan Stephens Tuning			
IDEAL LAP TIME : 1:43.970		BEST LAP TIME : 1:43.981		DIFFERENCE : 0.011			
LAP	SECTOR 1	SECTOR 2	LAP TIME	MPH	DIFF	TIME OF DAY	
1 -	1:05.263	46.389	1:51.652	70.29	7.671	10:31:19.922	
2 -	1:01.425	44.844	1:46.269	73.85	2.288	10:33:06.191	
3 -	1:01.285	43.405	1:44.690 (2)	74.96	0.709	10:34:50.881	
4 -	1:00.678	43.303	1:43.981 (1)	75.47		10:36:34.862	
5 -	1:01.398	43.292	1:44.690 (2)	74.96	0.709	10:38:19.552	
6 -	1:01.807	43.347	1:45.154	74.63	1.173	10:40:04.706	
7 -	1:03.601	45.241	1:48.842	72.10	4.861	10:41:53.548	

P3 19		Peter BRANTON		Yamaha TZR 250 - Exactweld Racing			
IDEAL LAP TIME : 1:44.102		BEST LAP TIME : 1:44.393		DIFFERENCE : 0.291			
LAP	SECTOR 1	SECTOR 2	LAP TIME	MPH	DIFF	TIME OF DAY	
1 -	1:03.913	45.543	1:49.456	71.70	5.063	10:31:09.459	
2 -	1:01.252	44.854	1:46.106	73.96	1.713	10:32:55.565	
3 -	1:01.110	44.209	1:45.319 (2)	74.51	0.926	10:34:40.884	
4 -	1:00.429	43.964	1:44.393 (1)	75.17		10:36:25.277	
5 -	1:00.138	45.642	1:45.780 (3)	74.19	1.387	10:38:11.057	
6 -	1:00.784	45.466	1:46.250	73.86	1.857	10:39:57.307	

P4 30		Alan COOPER		Yamaha TZR250 - twistgrip motorcycles			
IDEAL LAP TIME : 1:44.811		BEST LAP TIME : 1:44.811		DIFFERENCE : 0.000			
LAP	SECTOR 1	SECTOR 2	LAP TIME	MPH	DIFF	TIME OF DAY	
1 -	1:04.973	45.391	1:50.364	71.11	5.553	10:31:08.468	
2 -	1:03.281	45.378	1:48.659	72.22	3.848	10:32:57.127	
3 -	1:00.939	43.872	1:44.811 (1)	74.87		10:34:41.938	
4 -	1:01.167	44.072	1:45.239 (2)	74.57	0.428	10:36:27.177	
5 -	1:02.146	44.733	1:46.879	73.42	2.068	10:38:14.056	
6 -	1:01.584	44.136	1:45.720 (3)	74.23	0.909	10:39:59.776	
7 -	1:01.821	44.140	1:45.961	74.06	1.150	10:41:45.737	

P5 146		Michael MACE		Yamaha TZR250 - Kevin Marshall			
IDEAL LAP TIME : 1:45.072		BEST LAP TIME : 1:45.380		DIFFERENCE : 0.308			
LAP	SECTOR 1	SECTOR 2	LAP TIME	MPH	DIFF	TIME OF DAY	
1 -	1:04.057	44.887	1:48.944	72.03	3.564	10:31:00.021	
2 -	1:03.040	44.282	1:47.322	73.12	1.942	10:32:47.343	
3 -	1:01.801	43.691	1:45.492 (2)	74.39	0.112	10:34:32.835	
4 -	1:01.937	43.576	1:45.513 (3)	74.38	0.133	10:36:18.348	
5 -	1:02.381	44.292	1:46.673	73.57	1.293	10:38:05.021	
6 -	1:01.850	44.909	1:46.759	73.51	1.379	10:39:51.780	
7 -	1:01.496	43.884	1:45.380 (1)	74.47		10:41:37.160	

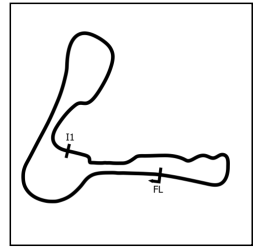
Weather / Track : Cloudy / Dry

Cadwell Park
 Circuit Length = 2.1800 miles
 Start: 10:28 Flag 10:41 End: 10:43

BMCRC - MRO Championships 2021 - Rnd 3 @ Cadwell Park

DFDS Yamaha Past Masters

QUALIFYING - SECTOR ANALYSIS



SECTOR 1 = FL to I1, SECTOR 2 = I1 to FL, DIFF = Difference To Personal Best Lap, P = Crossed Finish Line in Pit Lane, D = Time Disallowed

P6 57		Geoff MOOK		Yamaha TZR 250 -		
IDEAL LAP TIME : 1:46.169		BEST LAP TIME : 1:46.326		DIFFERENCE : 0.157		
LAP	SECTOR 1	SECTOR 2	LAP TIME	MPH	DIFF	TIME OF DAY
1 -	1:04.850	46.483	1:51.333	70.49	5.007	10:31:21.163
2 -	1:01.646	45.086	1:46.732 (2)	73.53	0.406	10:33:07.895
3 -	1:01.803	44.523	1:46.326 (1)	73.81		10:34:54.221
4 -	1:01.725	45.711	1:47.436 (3)	73.04	1.110	10:36:41.657
5 -	1:02.520	46.021	1:48.541	72.30	2.215	10:38:30.198
6 -	1:03.376	44.884	1:48.260	72.49	1.934	10:40:18.458

P7 15		Billy PERKINS		Yamaha TZR 250 - T.w fuggle & son / Ashford tarmac		
IDEAL LAP TIME : 1:45.816		BEST LAP TIME : 1:46.423		DIFFERENCE : 0.607		
LAP	SECTOR 1	SECTOR 2	LAP TIME	MPH	DIFF	TIME OF DAY
1 -	1:06.502	45.733	1:52.235	69.92	5.812	10:31:24.242
2 -	1:02.486	45.274	1:47.760	72.82	1.337	10:33:12.002
3 -	1:01.877	44.856	1:46.733 (3)	73.52	0.310	10:34:58.735
4 -	1:01.876	45.159	1:47.035	73.32	0.612	10:36:45.770
5 -	1:01.667	44.756	1:46.423 (1)	73.74		10:38:32.193
6 -	1:01.677	44.931	1:46.608 (2)	73.61	0.185	10:40:18.801
7 -	1:02.992	44.149	1:47.141	73.24	0.718	10:42:05.942

P8 88		Michael STANLEY		Yamaha TZR 250 -		
IDEAL LAP TIME : 1:46.465		BEST LAP TIME : 1:46.610		DIFFERENCE : 0.145		
LAP	SECTOR 1	SECTOR 2	LAP TIME	MPH	DIFF	TIME OF DAY
1 -	1:04.032	44.597	1:48.629	72.24	2.019	10:31:00.188
2 -	1:02.448	44.162	1:46.610 (1)	73.61		10:32:46.798
3 -	1:02.612	44.149	1:46.761 (2)	73.51	0.151	10:34:33.559
4 -	1:05.431	44.767	1:50.198	71.21	3.588	10:36:23.757
5 -	1:02.316	47.875	1:50.191	71.22	3.581	10:38:13.948
6 -	1:04.013	44.540	1:48.553 (3)	72.29	1.943	10:40:02.501
7 -	1:05.595	45.328	1:50.923	70.75	4.313	10:41:53.424

P9 74		Paul WHITBY		Yamaha TZR 250 - Greybridge Ltd		
IDEAL LAP TIME : 1:47.025		BEST LAP TIME : 1:47.139		DIFFERENCE : 0.114		
LAP	SECTOR 1	SECTOR 2	LAP TIME	MPH	DIFF	TIME OF DAY
1 -	1:05.427	47.935	1:53.362	69.23	6.223	10:31:08.311
2 -	1:03.132	46.101	1:49.233	71.84	2.094	10:32:57.544
3 -	1:01.714	45.425	1:47.139 (1)	73.25		10:34:44.683
4 -	1:02.875	46.173	1:49.048	71.96	1.909	10:36:33.731
5 -	1:03.018	45.311	1:48.329 (2)	72.44	1.190	10:38:22.060
6 -	1:03.958	47.057	1:51.015	70.69	3.876	10:40:13.075
7 -	1:03.185	45.609	1:48.794 (3)	72.13	1.655	10:42:01.869

P10 22		Rik BALLERINI		Yamaha TZR 250 - SCLS LTD, GECKO RACING, CAMBRIDGE		
IDEAL LAP TIME : 1:48.123		BEST LAP TIME : 1:48.674		DIFFERENCE : 0.551		
LAP	SECTOR 1	SECTOR 2	LAP TIME	MPH	DIFF	TIME OF DAY
1 -	1:06.967	47.522	1:54.489	68.54	5.815	10:31:29.463
2 -	1:03.638	46.646	1:50.284	71.16	1.610	10:33:19.747
3 -	1:04.862	47.662	1:52.524	69.74	3.850	10:35:12.271
4 -	1:03.184	45.628	1:48.812 (2)	72.12	0.138	10:37:01.083
5 -	1:03.556	45.839	1:49.395	71.74	0.721	10:38:50.478
6 -	1:02.599	46.705	1:49.304 (3)	71.80	0.630	10:40:39.782
7 -	1:03.150	45.524	1:48.674 (1)	72.21		10:42:28.456

Weather / Track : Cloudy / Dry

Cadwell Park
Circuit Length = 2.1800 miles
Start: 10:28 Flag 10:41 End: 10:43

BMCRC - MRO Championships 2021 - Rnd 3 @ Cadwell Park

DFDS Yamaha Past Masters

QUALIFYING - SECTOR ANALYSIS



SECTOR 1 = FL to I1, SECTOR 2 = I1 to FL, DIFF = Difference To Personal Best Lap, P = Crossed Finish Line in Pit Lane, D = Time Disallowed

P11 29		Derek CRIPPS		Yamaha TZR250 - Kelly Cripps - Team FBR			
IDEAL LAP TIME : 1:49.755		BEST LAP TIME : 1:50.172		DIFFERENCE : 0.417			
LAP	SECTOR 1	SECTOR 2	LAP TIME	MPH	DIFF	TIME OF DAY	
1 -	1:05.728	46.992	1:52.720	69.62	2.548	10:31:35.043	
2 -	1:03.284	46.888	1:50.172 (1)	71.23		10:33:25.215	
3 -	1:04.123	46.471	1:50.594 (2)	70.96	0.422	10:35:15.809	
4 -	1:04.699	46.821	1:51.520	70.37	1.348	10:37:07.329	
5 -	1:03.758	47.527	1:51.285 (3)	70.52	1.113	10:38:58.614	

P12 75 C		Barry MANTELL		Yamaha TZR250 - Swedish Car Connection			
IDEAL LAP TIME : 1:49.927		BEST LAP TIME : 1:50.288		DIFFERENCE : 0.361			
LAP	SECTOR 1	SECTOR 2	LAP TIME	MPH	DIFF	TIME OF DAY	
1 -	1:07.893	47.274	1:55.167	68.14	4.879	10:31:31.349	
2 -	1:05.509	47.014	1:52.523	69.74	2.235	10:33:23.872	
3 -	1:03.775	47.828	1:51.603 (3)	70.32	1.315	10:35:15.475	
4 -	1:05.943	46.947	1:52.890	69.51	2.602	10:37:08.365	
5 -	1:03.787	46.501	1:50.288 (1)	71.15		10:38:58.653	
6 -	1:04.300	46.152	1:50.452 (2)	71.05	0.164	10:40:49.105	

P13 4		Denis HALIL		Yamaha TZR250 - D & A AUTOS			
IDEAL LAP TIME : 1:51.059		BEST LAP TIME : 1:51.059		DIFFERENCE : 0.000			
LAP	SECTOR 1	SECTOR 2	LAP TIME	MPH	DIFF	TIME OF DAY	
1 -	1:06.294	48.834	1:55.128	68.16	4.069	10:31:28.441	
2 -	1:04.343	46.716	1:51.059 (1)	70.66		10:33:19.500	
3 -	1:05.850	49.012	1:54.862	68.32	3.803	10:35:14.362	
4 -	1:05.909	47.088	1:52.997	69.45	1.938	10:37:07.359	
5 -	1:04.857	47.869	1:52.726	69.62	1.667	10:39:00.085	
6 -	1:04.929	47.383	1:52.312 (2)	69.87	1.253	10:40:52.397	
7 -	1:05.031	47.328	1:52.359 (3)	69.84	1.300	10:42:44.756	

P14 66 C		Neil GRANT		Yamaha TZR250 - Merlin Performance			
IDEAL LAP TIME : 1:55.772		BEST LAP TIME : 1:51.102		DIFFERENCE : -4.670			
LAP	SECTOR 1	SECTOR 2	LAP TIME	MPH	DIFF	TIME OF DAY	
1 -	1:08.911	46.861	1:55.772 (2)	67.78	4.670	10:31:15.618	
2 -			1:51.102 (1)	70.63		10:33:06.720	

P15 8 C		David BALL		Yamaha TZR250 - Gardiner Page and Roe pension consultants			
IDEAL LAP TIME : 1:51.249		BEST LAP TIME : 1:51.287		DIFFERENCE : 0.038			
LAP	SECTOR 1	SECTOR 2	LAP TIME	MPH	DIFF	TIME OF DAY	
1 -	1:08.096	47.889	1:55.985	67.66	4.698	10:31:29.737	
2 -	1:05.023	47.278	1:52.301 (2)	69.88	1.014	10:33:22.038	
3 -	1:04.593	48.387	1:52.980	69.46	1.693	10:35:15.018	
4 -	1:05.818	46.656	1:52.474 (3)	69.77	1.187	10:37:07.492	
5 -	1:05.291	47.430	1:52.721	69.62	1.434	10:39:00.213	
6 -	1:04.623	46.664	1:51.287 (1)	70.52		10:40:51.500	
7 -	1:05.341	47.676	1:53.017	69.44	1.730	10:42:44.517	

P16 27 C		Richard HAYWARD		Yamaha TZR250 - Hazel Motors/ Gforce			
IDEAL LAP TIME : 1:51.912		BEST LAP TIME : 1:51.969		DIFFERENCE : 0.057			
LAP	SECTOR 1	SECTOR 2	LAP TIME	MPH	DIFF	TIME OF DAY	
1 -	1:10.556	48.473	1:59.029	65.93	7.060	10:31:35.349	
2 -	1:05.861	46.948	1:52.809 (2)	69.56	0.840	10:33:28.158	
3 -	1:06.345	48.352	1:54.697	68.42	2.728	10:35:22.855	
4 -	1:05.856	47.551	1:53.407 (3)	69.20	1.438	10:37:16.262	
5 -	1:05.169	46.800	1:51.969 (1)	70.09		10:39:08.231	

Weather / Track : Cloudy / Dry

Cadwell Park
Circuit Length = 2.1800 miles
Start: 10:28 Flag 10:41 End: 10:43

BMCRC - MRO Championships 2021 - Rnd 3 @ Cadwell Park

DFDS Yamaha Past Masters

QUALIFYING - SECTOR ANALYSIS



SECTOR 1 = FL to I1, SECTOR 2 = I1 to FL, DIFF = Difference To Personal Best Lap, P = Crossed Finish Line in Pit Lane, D = Time Disallowed

P17 60 Daniel GOUGH		Yamaha TZR 250 - G Force Motorcycles				
IDEAL LAP TIME : 1:52.706		BEST LAP TIME : 1:52.863		DIFFERENCE : 0.157		
LAP	SECTOR 1	SECTOR 2	LAP TIME	MPH	DIFF	TIME OF DAY
1 -	1:09.092	49.552	1:58.644	66.14	5.781	10:31:28.634
2 -	1:07.221	49.026	1:56.247	67.51	3.384	10:33:24.881
3 -	1:07.497	48.323	1:55.820	67.76	2.957	10:35:20.701
4 -	1:06.958	48.377	1:55.335	68.04	2.472	10:37:16.036
5 -	1:06.264	48.743	1:55.007 (3)	68.23	2.144	10:39:11.043
6 -	1:05.684	47.179	1:52.863 (1)	69.53		10:41:03.906
7 -	1:05.527	47.550	1:53.077 (2)	69.40	0.214	10:42:56.983

P18 72 C Chris THAY		Yamaha TZR250 - Scell-it uk				
IDEAL LAP TIME : 1:53.850		BEST LAP TIME : 1:53.872		DIFFERENCE : 0.022		
LAP	SECTOR 1	SECTOR 2	LAP TIME	MPH	DIFF	TIME OF DAY
1 -	1:08.312	49.444	1:57.756	66.64	3.884	10:31:13.373
2 -	1:07.940	48.490	1:56.430	67.40	2.558	10:33:09.803
3 -	1:07.082	49.593	1:56.675	67.26	2.803	10:35:06.478
4 -	1:08.154	48.158	1:56.312 (3)	67.47	2.440	10:37:02.790
5 -	1:07.173	48.430	1:55.603 (2)	67.88	1.731	10:38:58.393
6 -	1:05.692	48.180	1:53.872 (1)	68.92		10:40:52.265
7 -	1:06.472	49.871	1:56.343	67.45	2.471	10:42:48.608

P19 92 R Andrew MOOK		Yamaha TZR250 -				
IDEAL LAP TIME : 1:54.667		BEST LAP TIME : 1:54.667		DIFFERENCE : 0.000		
LAP	SECTOR 1	SECTOR 2	LAP TIME	MPH	DIFF	TIME OF DAY
1 -	1:10.999	49.440	2:00.439	65.16	5.772	10:31:17.877
2 -	1:08.207	49.165	1:57.372 (3)	66.86	2.705	10:33:15.249
3 -	1:08.892	48.394	1:57.286 (2)	66.91	2.619	10:35:12.535
4 -	1:07.102	47.565	1:54.667 (1)	68.44		10:37:07.202

P20 100 R Dan SUTHERLAND		Yamaha TZR 250 - www.ypmrc.co.uk				
IDEAL LAP TIME : 1:54.494		BEST LAP TIME : 1:54.992		DIFFERENCE : 0.498		
LAP	SECTOR 1	SECTOR 2	LAP TIME	MPH	DIFF	TIME OF DAY
1 -	1:10.746	50.936	2:01.682	64.49	6.690	10:31:21.388
2 -	1:07.009	48.371	1:55.380 (2)	68.01	0.388	10:33:16.768
3 -	1:08.447	49.671	1:58.118	66.44	3.126	10:35:14.886
4 -	1:08.675	49.181	1:57.856	66.59	2.864	10:37:12.742
5 -	1:07.507	47.485	1:54.992 (1)	68.24		10:39:07.734
6 -	1:07.275	48.683	1:55.958 (3)	67.68	0.966	10:41:03.692
7 -	1:07.402	48.635	1:56.037	67.63	1.045	10:42:59.729

P21 26 C Damian LEE		Yamaha TZR250 - Leed Autos				
IDEAL LAP TIME : 1:55.415		BEST LAP TIME : 1:55.465		DIFFERENCE : 0.050		
LAP	SECTOR 1	SECTOR 2	LAP TIME	MPH	DIFF	TIME OF DAY
1 -	1:11.343	53.681	2:05.024	62.77	9.559	10:31:47.200
2 -	1:09.308	49.366	1:58.674	66.13	3.209	10:33:45.874
3 -	1:08.938	48.337	1:57.275 (3)	66.92	1.810	10:35:43.149
4 -	1:07.916	48.338	1:56.254 (2)	67.50	0.789	10:37:39.403
5 -	1:07.304	50.121	1:57.425	66.83	1.960	10:39:36.828
6 -	1:07.354	48.111	1:55.465 (1)	67.96		10:41:32.293

Weather / Track : Cloudy / Dry

Cadwell Park
Circuit Length = 2.1800 miles
Start: 10:28 Flag 10:41 End: 10:43

BMCRC - MRO Championships 2021 - Rnd 3 @ Cadwell Park

DFDS Yamaha Past Masters

QUALIFYING - SECTOR ANALYSIS



SECTOR 1 = FL to I1, SECTOR 2 = I1 to FL, DIFF = Difference To Personal Best Lap, P = Crossed Finish Line in Pit Lane, D = Time Disallowed

P22 46 C		Kevin MARSHALL		Yamaha TZR250 -			
IDEAL LAP TIME : 1:56.323		BEST LAP TIME : 1:56.323		DIFFERENCE : 0.000			
LAP	SECTOR 1	SECTOR 2	LAP TIME	MPH	DIFF	TIME OF DAY	
1 -	1:10.753	50.785	2:01.538	64.57	5.215	10:31:14.917	
2 -	1:09.548	50.252	1:59.800	65.50	3.477	10:33:14.717	
3 -	1:09.186	50.497	1:59.683	65.57	3.360	10:35:14.400	
4 -	1:08.669	49.488	1:58.157 (2)	66.42	1.834	10:37:12.557	
5 -	1:08.673	49.784	1:58.457 (3)	66.25	2.134	10:39:11.014	
6 -	1:09.754	48.978	1:58.732	66.09	2.409	10:41:09.746	
7 -	1:07.408	48.915	1:56.323 (1)	67.46		10:43:06.069	

P23 53 C		Alan COATES		Yamaha TZR250 - Clarendon Motorcycles Hull			
IDEAL LAP TIME : 1:57.145		BEST LAP TIME : 1:57.302		DIFFERENCE : 0.157			
LAP	SECTOR 1	SECTOR 2	LAP TIME	MPH	DIFF	TIME OF DAY	
1 -	1:13.830	51.395	2:05.225	62.67	7.923	10:31:54.455	
2 -	1:10.601	51.736	2:02.337	64.15	5.035	10:33:56.792	
3 -	1:10.238	50.533	2:00.771	64.98	3.469	10:35:57.563	
4 -	1:08.926	49.546	1:58.472 (3)	66.24	1.170	10:37:56.035	
5 -	1:07.599	49.703	1:57.302 (1)	66.90		10:39:53.337	
6 -	1:08.503	49.647	1:58.150 (2)	66.42	0.848	10:41:51.487	

P24 42 C		Martin PEARSON		Yamaha TZR250 - Viking Inspection			
IDEAL LAP TIME : 1:58.154		BEST LAP TIME : 1:58.231		DIFFERENCE : 0.077			
LAP	SECTOR 1	SECTOR 2	LAP TIME	MPH	DIFF	TIME OF DAY	
1 -	1:11.879	51.252	2:03.131	63.73	4.900	10:31:21.206	
2 -	1:10.559	50.220	2:00.779	64.97	2.548	10:33:21.985	
3 -	1:10.546	50.122	2:00.668	65.03	2.437	10:35:22.653	
4 -	1:09.418	49.641	1:59.059 (2)	65.91	0.828	10:37:21.712	
5 -	1:08.513	49.718	1:58.231 (1)	66.37		10:39:19.943	
6 -	1:08.707	50.939	1:59.646 (3)	65.59	1.415	10:41:19.589	

P25 99 C		Paul FIRTH		Yamaha TZR250 - Joanne Porter			
IDEAL LAP TIME : 1:58.339		BEST LAP TIME : 1:58.495		DIFFERENCE : 0.156			
LAP	SECTOR 1	SECTOR 2	LAP TIME	MPH	DIFF	TIME OF DAY	
1 -	1:15.872	53.978	2:09.850	60.43	11.355	10:31:47.975	
2 -	1:12.846	54.693	2:07.539	61.53	9.044	10:33:55.514	
3 -	1:13.953	51.036	2:04.989	62.79	6.494	10:36:00.503	
4 -	1:09.380	49.268	1:58.648 (2)	66.14	0.153	10:37:59.151	
5 -	1:09.071	49.424	1:58.495 (1)	66.23		10:39:57.646	
6 -	1:10.311	49.677	1:59.988 (3)	65.40	1.493	10:41:57.634	

P26 73 R		Colvin TURNER		Yamaha TZR250 -			
IDEAL LAP TIME : 1:59.169		BEST LAP TIME : 1:59.672		DIFFERENCE : 0.503			
LAP	SECTOR 1	SECTOR 2	LAP TIME	MPH	DIFF	TIME OF DAY	
1 -	1:10.643	50.280	2:00.923 (2)	64.90	1.251	10:31:28.596	
2 -	1:08.889	50.783	1:59.672 (1)	65.57		10:33:28.268	
3 -	1:11.508	51.315	2:02.823	63.89	3.151	10:35:31.091	
4 -	1:12.292	51.204	2:03.496	63.54	3.824	10:37:34.587	
5 -	1:11.668	50.515	2:02.183 (3)	64.23	2.511	10:39:36.770	

P27 17 R		Dan MILES		Yamaha TZR250 -			
IDEAL LAP TIME : 1:58.619		BEST LAP TIME : 1:59.991		DIFFERENCE : 1.372			
LAP	SECTOR 1	SECTOR 2	LAP TIME	MPH	DIFF	TIME OF DAY	
1 -	1:14.384	52.165	2:06.549	62.01	6.558	10:31:53.561	
2 -	1:10.747	51.810	2:02.557 (3)	64.03	2.566	10:33:56.118	
3 -	1:10.036	50.578	2:00.614 (2)	65.06	0.623	10:35:56.732	
4 -	1:10.602	49.389	1:59.991 (1)	65.40		10:37:56.723	

Weather / Track : Cloudy / Dry

Cadwell Park
Circuit Length = 2.1800 miles
Start: 10:28 Flag 10:41 End: 10:43

BMCR - MRO Championships 2021 - Rnd 3 @ Cadwell Park

DFDS Yamaha Past Masters

QUALIFYING - SECTOR ANALYSIS



SECTOR 1 = FL to I1, SECTOR 2 = I1 to FL, DIFF = Difference To Personal Best Lap, P = Crossed Finish Line in Pit Lane, D = Time Disallowed

P28 33 C		Kieran LEWIS		Yamaha TZR250 - Controls For Doors Ltd/ G Force Motorcycles			
IDEAL LAP TIME : 2:01.997		BEST LAP TIME : 2:01.997		DIFFERENCE : 0.000			
LAP	SECTOR 1	SECTOR 2	LAP TIME	MPH	DIFF	TIME OF DAY	
1 -	1:16.764	53.947	2:10.711	60.04	8.714	10:31:47.160	
2 -	1:14.914	54.504	2:09.418	60.64	7.421	10:33:56.578	
3 -	1:16.100	54.259	2:10.359	60.20	8.362	10:36:06.937	
4 -	1:13.494	50.860	2:04.354 (3)	63.11	2.357	10:38:11.291	
5 -	1:12.143	49.854	2:01.997 (1)	64.33		10:40:13.288	
6 -	1:12.263	50.230	2:02.493 (2)	64.06	0.496	10:42:15.781	

P29 87 C		Denise BUTTON		Yamaha TZR 250 -			
IDEAL LAP TIME : 2:04.071		BEST LAP TIME : 2:04.156		DIFFERENCE : 0.085			
LAP	SECTOR 1	SECTOR 2	LAP TIME	MPH	DIFF	TIME OF DAY	
1 -	1:15.322	54.285	2:09.607	60.55	5.451	10:31:45.165	
2 -	1:15.402	55.325	2:10.727	60.03	6.571	10:33:55.892	
3 -	1:17.495	53.930	2:11.425	59.71	7.269	10:36:07.317	
4 -	1:14.079	52.393	2:06.472 (3)	62.05	2.316	10:38:13.789	
5 -	1:12.485	52.003	2:04.488 (2)	63.04	0.332	10:40:18.277	
6 -	1:12.570	51.586	2:04.156 (1)	63.21		10:42:22.433	

P30 25 C		Stephen WIMBLE		Yamaha TZR 250 - S.B.W Contractor			
IDEAL LAP TIME : 2:08.795		BEST LAP TIME : 2:08.795		DIFFERENCE : 0.000			
LAP	SECTOR 1	SECTOR 2	LAP TIME	MPH	DIFF	TIME OF DAY	
1 -	1:17.924	54.862	2:12.786	59.10	3.991	10:31:59.641	
2 -	1:18.459	54.808	2:13.267	58.88	4.472	10:34:12.908	
3 -	1:17.158	54.432	2:11.590	59.64	2.795	10:36:24.498	
4 -	1:15.608	53.187	2:08.795 (1)	60.93		10:38:33.293	
5 -	1:16.140	53.644	2:09.784 (2)	60.47	0.989	10:40:43.077	
6 -	1:16.912	53.596	2:10.508 (3)	60.13	1.713	10:42:53.585	

P31 67		Mark BAILEY		Yamaha TZR250 -			
IDEAL LAP TIME : 2:10.012		BEST LAP TIME : 2:10.522		DIFFERENCE : 0.510			
LAP	SECTOR 1	SECTOR 2	LAP TIME	MPH	DIFF	TIME OF DAY	
1 -	1:25.430	54.596	2:20.026 (3)	56.04	9.504	10:32:09.810	
2 -	1:15.416	55.106	2:10.522 (1)	60.12		10:34:20.332	
3 -	1:20.674	54.894	2:15.568 (2)	57.89	5.046	10:36:35.900	

P32 65 C		Nigel TERRY		Yamaha TZR250 - NTrap Garage Doors			
IDEAL LAP TIME : 2:10.575		BEST LAP TIME : 2:11.001		DIFFERENCE : 0.426			
LAP	SECTOR 1	SECTOR 2	LAP TIME	MPH	DIFF	TIME OF DAY	
1 -	1:21.087	57.387	2:18.474	56.67	7.473	10:31:43.140	
2 -	1:17.060	55.164	2:12.224	59.35	1.223	10:33:55.364	
3 -	1:16.376	55.301	2:11.677 (3)	59.60	0.676	10:36:07.041	
4 -	1:15.411	55.590	2:11.001 (1)	59.90		10:38:18.042	
5 -	1:15.801	55.612	2:11.413 (2)	59.72	0.412	10:40:29.455	
6 -	1:17.273	56.415	2:13.688	58.70	2.687	10:42:43.143	

P33 41 C		Paul BOWLING		Yamaha TDR -			
IDEAL LAP TIME : 2:15.653		BEST LAP TIME : 2:16.978		DIFFERENCE : 1.325			
LAP	SECTOR 1	SECTOR 2	LAP TIME	MPH	DIFF	TIME OF DAY	
1 -	1:23.404	56.960	2:20.364	55.91	3.386	10:32:14.300	
2 -	1:20.998	56.880	2:17.878 (3)	56.92	0.900	10:34:32.178	
3 -	1:21.075	57.225	2:18.300	56.74	1.322	10:36:50.478	
4 -	1:19.722	57.256	2:16.978 (1)	57.29		10:39:07.456	
5 -	1:19.914	57.093	2:17.007 (2)	57.28	0.029	10:41:24.463	

Weather / Track : Cloudy / Dry

Cadwell Park
Circuit Length = 2.1800 miles
Start: 10:28 Flag 10:41 End: 10:43

BMCRC - MRO Championships 2021 - Rnd 3 @ Cadwell Park

DFDS Yamaha Past Masters

QUALIFYING - BEST SECTORS

SECTOR 1			SECTOR 2			IDEAL / BEST COMPARISON						
POS	NO	NAME	TIME	NO	NAME	TIME	POS	NO	NAME	IDEAL	BEST	DIFF
									PERFECT LAP	1:43.430		
1	19	BRANTON	1:00.138	13	EDMONDSON	43.292	1	24	CARSON	1:43.855	1:43.915	0.060
2	24	CARSON	1:00.481	24	CARSON	43.374	2	13	EDMONDSON	1:43.970	1:43.981	0.011
3	13	EDMONDSON	1:00.678	146	MACE	43.576	3	19	BRANTON	1:44.102	1:44.393	0.291
4	30	COOPER	1:00.939	30	COOPER	43.872	4	30	COOPER	1:44.811	1:44.811	0.000
5	146	MACE	1:01.496	19	BRANTON	43.964	5	146	MACE	1:45.072	1:45.380	0.308
6	57	MOOK	1:01.646	15	PERKINS	44.149	6	15	PERKINS	1:45.816	1:46.423	0.607
7	15	PERKINS	1:01.667	88	STANLEY	44.149	7	57	MOOK	1:46.169	1:46.326	0.157
8	74	WHITBY	1:01.714	57	MOOK	44.523	8	88	STANLEY	1:46.465	1:46.610	0.145
9	88	STANLEY	1:02.316	74	WHITBY	45.311	9	74	WHITBY	1:47.025	1:47.139	0.114
10	22	BALLERINI	1:02.599	22	BALLERINI	45.524	10	22	BALLERINI	1:48.123	1:48.674	0.551
11	29	CRIPPS	1:03.284	75	MANTELL	46.152	11	29	CRIPPS	1:49.755	1:50.172	0.417
12	75	MANTELL	1:03.775	29	CRIPPS	46.471	12	75	MANTELL	1:49.927	1:50.288	0.361
13	4	HALIL	1:04.343	8	BALL	46.656	13	4	HALIL	1:51.059	1:51.059	0.000
14	8	BALL	1:04.593	4	HALIL	46.716	14	8	BALL	1:51.249	1:51.287	0.038
15	27	HAYWARD	1:05.112	27	HAYWARD	46.800	15	27	HAYWARD	1:51.912	1:51.969	0.057
16	60	GOUGH	1:05.527	66	GRANT	46.861	16	60	GOUGH	1:52.706	1:52.863	0.157
17	72	THAY	1:05.692	60	GOUGH	47.179	17	72	THAY	1:53.850	1:53.872	0.022
18	100	SUTHERLAND	1:07.009	100	SUTHERLAND	47.485	18	100	SUTHERLAND	1:54.494	1:54.992	0.498
19	92	MOOK	1:07.102	92	MOOK	47.565	19	92	MOOK	1:54.667	1:54.667	0.000
20	26	LEE	1:07.304	26	LEE	48.111	20	26	LEE	1:55.415	1:55.465	0.050
21	46	MARSHALL	1:07.408	72	THAY	48.158	21	66	GRANT	1:55.772	1:51.102	-4.670
22	53	COATES	1:07.599	46	MARSHALL	48.915	22	46	MARSHALL	1:56.323	1:56.323	0.000
23	42	PEARSON	1:08.513	99	FIRTH	49.268	23	53	COATES	1:57.145	1:57.302	0.157
24	73	TURNER	1:08.889	17	MILES	49.389	24	42	PEARSON	1:58.154	1:58.231	0.077
25	66	GRANT	1:08.911	53	COATES	49.546	25	99	FIRTH	1:58.339	1:58.495	0.156
26	99	FIRTH	1:09.071	42	PEARSON	49.641	26	17	MILES	1:58.619	1:59.991	1.372
27	17	MILES	1:09.230	33	LEWIS	49.854	27	73	TURNER	1:59.169	1:59.672	0.503
28	33	LEWIS	1:12.143	73	TURNER	50.280	28	33	LEWIS	2:01.997	2:01.997	0.000
29	87	BUTTON	1:12.485	87	BUTTON	51.586	29	87	BUTTON	2:04.071	2:04.156	0.085
30	65	TERRY	1:15.411	25	WIMBLE	53.187	30	25	WIMBLE	2:08.795	2:08.795	0.000
31	67	BAILEY	1:15.416	67	BAILEY	54.596	31	67	BAILEY	2:10.012	2:10.522	0.510
32	25	WIMBLE	1:15.608	65	TERRY	55.164	32	65	TERRY	2:10.575	2:11.001	0.426
33	41	BOWLING	1:18.773	41	BOWLING	56.880	33	41	BOWLING	2:15.653	2:16.978	1.325

Weather / Track : Cloudy / Dry

Results can be found at www.tsl-timing.com

Cadwell Park

Circuit Length = 2.1800 miles

Start: 10:28 Flag 10:41 End: 10:43

Printed - 10:44 Saturday, 26 June 2021

BMCRC - MRO Championships 2021 - Rnd 3 @ Cadwell Park

DFDS Yamaha Past Masters

QUALIFYING - STATISTICS

Competitors Started 33
Planned Start 2021-06-26 @ 10:25:00.000
Actual Start 2021-06-26 @ 10:28:36.982
Finish Time 2021-06-26 @ 10:41:28.503
Track Length 2.1800mi.
Total Laps 197
Total Distance Covered 429.4636mi.

Session Fastest Lap History

NO	CL	NAME	LAP TIME	TIME OF DAY	LAP	VEHICLE
24		Scott CARSON	1:45.977	10:30:57.739	1	Yamaha TZR250
24		Scott CARSON	1:44.685	10:32:42.424	2	Yamaha TZR250
24		Scott CARSON	1:44.149	10:36:11.522	4	Yamaha TZR250
13		Doug EDMONDSON	1:43.981	10:36:34.875	4	Yamaha TZR250
24		Scott CARSON	1:43.915	10:39:43.410	6	Yamaha TZR250

Flag History

TYPE	TIME OF DAY
GREEN	10:28:36.982
FINISH	10:41:28.503

Flag Statistics

TYPE	COUNT	TOTAL LAPS	TOTAL TIME
Green	1	7	14:51.471
Red	0	0	0.000
Safety Car	0	0	0.000
FCY	0	0	0.000

BMCRC - MRO Championships 2021 - Rnd 3 @ Cadwell Park

DFDS Yamaha Past Masters

QUALIFYING - STATISTICS

CLASS :

14 Starters

Fastest Lap History

NO	NAME	LAP TIME	TIME OF DAY	LAP	VEHICLE
24	Scott CARSON	1:45.977	10:30:57.739	1	Yamaha TZR250
24	Scott CARSON	1:44.685	10:32:42.424	2	Yamaha TZR250
24	Scott CARSON	1:44.149	10:36:11.522	4	Yamaha TZR250
13	Doug EDMONDSON	1:43.981	10:36:34.875	4	Yamaha TZR250
24	Scott CARSON	1:43.915	10:39:43.410	6	Yamaha TZR250

BMCRC - MRO Championships 2021 - Rnd 3 @ Cadwell Park

DFDS Yamaha Past Masters

QUALIFYING - STATISTICS

CLASS : C

15 Starters

Fastest Lap History

NO	NAME	LAP TIME	TIME OF DAY	LAP	VEHICLE
72	Chris THAY	1:57.756	10:31:13.387	1	Yamaha TZR250
66	Neil GRANT	1:55.772	10:31:15.647	1	Yamaha TZR250
75	Barry MANTELL	1:55.167	10:31:31.378	1	Yamaha TZR250
66	Neil GRANT	1:51.102	10:33:06.720	2	Yamaha TZR250
75	Barry MANTELL	1:50.288	10:38:58.653	5	Yamaha TZR250

Weather / Track : Cloudy / Dry

Results can be found at www.tsl-timing.com

Page 3 of 4

Cadwell Park
Circuit Length = 2.1800 miles
Start: 10:28 Flag 10:41 End: 10:43

Printed - 10:44 Saturday, 26 June 2021

BMCRC - MRO Championships 2021 - Rnd 3 @ Cadwell Park

DFDS Yamaha Past Masters

QUALIFYING - STATISTICS

CLASS : R

4 Starters

Fastest Lap History

NO	NAME	LAP TIME	TIME OF DAY	LAP	VEHICLE
92	Andrew MOOK	2:00.439	10:31:17.892	1	Yamaha TZR250
92	Andrew MOOK	1:57.372	10:33:15.262	2	Yamaha TZR250
100	Dan SUTHERLAND	1:55.380	10:33:16.783	2	Yamaha TZR 250
92	Andrew MOOK	1:54.667	10:37:07.215	4	Yamaha TZR250

BMCRC - MRO Championships 2021 - Rnd 3 @ Cadwell Park
DFDS Yamaha Past Masters
RACE 6 - GRID (7 Laps)

ROW 12		34	199 Michael FROST					
ROW 11	31	67 Mark BAILEY	2:10.522	32	65 Nigel TERRY	2:11.001	33 41 Paul BOWLING 2:16.978	
ROW 10		28	33 Kieran LEWIS	2:01.997	29	87 Denise BUTTON	2:04.156	30 25 Stephen WIMBLE 2:08.795
ROW 9	25	99 Paul FIRTH	1:58.495	26	73 Colvin TURNER	1:59.672	27 17 Dan MILES 1:59.991	
ROW 8		22	46 Kevin MARSHALL	1:56.323	23	53 Alan COATES	1:57.302	24 42 Martin PEARSON 1:58.231
ROW 7	19	92 Andrew MOOK	1:54.667	20	100 Dan SUTHERLAND	1:54.992	21 26 Damian LEE 1:55.465	
ROW 6		16	27 Richard HAYWARD	1:51.969	17	60 Daniel GOUGH	1:52.863	18 72 Chris THAY 1:53.872
ROW 5	13	4 Denis HALIL	1:51.059	14	66 Neil GRANT	1:51.102	15 8 David BALL 1:51.287	
ROW 4		10	22 Rik BALLERINI	1:48.674	11	29 Derek CRIPPS	1:50.172	12 75 Barry MANTELL 1:50.288
ROW 3	7	15 Billy PERKINS	1:46.423	8	88 Michael STANLEY	1:46.610	9 74 Paul WHITBY 1:47.139	
ROW 2		4	30 Alan COOPER	1:44.811	5	146 Michael MACE	1:45.380	6 57 Geoff MOOK 1:46.326
ROW 1	1	24 Scott CARSON	1:43.915	2	13 Doug EDMONDSON	1:43.981	3 19 Peter BRANTON 1:44.393	
			Pole					

Cadwell Park

Circuit Length = 2.1800 miles

These results are provisional until the conclusion of any judicial and technical matters.

Clerk Of Course :	Stewards :	Timekeeper : Sarah Evans
-------------------	------------	--------------------------

 Results can be found at www.tsl-timing.com

Printed - 10:45 Saturday, 26 June 2021



BMCRC - MRO Championships 2021 - Rnd 3 @ Cadwell Park
DFDS Yamaha Past Masters
RACE 6 - CLASSIFICATION - AMENDED

POS	NO	CL	PIC NAME	ENTRY	LAPS	TIME	GAP	DIFF	MPH	BEST	ON
1	24		1 Scott CARSON	Yamaha TZR250 - Brian Grays Powerbiking,All Eng	7	12:06.063			75.66	1:42.041	2
2	19		2 Peter BRANTON	Yamaha TZR 250 - Exactweld Racing	7	12:07.303	1.240	1.240	75.53	1:42.297	3
3	15		3 Billy PERKINS	Yamaha TZR 250 - T.w fuggle & son / Ashford farm;	7	12:18.643	12.580	11.340	74.37	1:43.439	6
4	146		4 Michael MACE	Yamaha TZR250 - Kevin Marshall	7	12:21.870	15.807	3.227	74.05	1:44.851	4
5	30		5 Alan COOPER	Yamaha TZR250 - twistgrip motorcycles	7	12:23.710	17.647	1.840	73.86	1:44.171	6
6	22		6 Rik BALLERINI	Yamaha TZR 250 - SCLS LTD, GECKO RACING, (7	12:23.720	17.657	0.010	73.86	1:44.217	2
7	57		7 Geoff MOOK	Yamaha TZR 250 -	7	12:24.171	18.108	0.451	73.82	1:44.602	6
8	88		8 Michael STANLEY	Yamaha TZR 250 -	7	12:36.644	30.581	12.473	72.60	1:46.359	7
9	75	C	1 Barry MANTELL	Yamaha TZR250 - Swedish Car Connection	7	12:49.293	43.230	12.649	71.41	1:47.726	3
10	8	C	2 David BALL	Yamaha TZR250 - Gardiner Page and Roe pension	7	12:49.503	43.440	0.210	71.39	1:47.328	2
11	4		9 Denis HALIL	Yamaha TZR250 - D & A AUTOS	7	12:49.639	43.576	0.136	71.37	1:47.722	4
12	29		10 Derek CRIPPS	Yamaha TZR250 - Kelly Cripps - Team FBR	7	12:50.254	44.191	0.615	71.32	1:47.474	2
13	66	C	3 Neil GRANT	Yamaha TZR250 - Merlin Performance	7	13:05.620	59.557	15.366	69.92	1:46.446	4
14	72	C	4 Chris THAY	Yamaha TZR250 - Scell-it uk	7	13:08.965	1:02.902	3.345	69.63	1:49.794	4
15	60		11 Daniel GOUGH	Yamaha TZR 250 - G Force Motorcycles	7	13:09.107	1:03.044	0.142	69.61	1:50.101	6
16	92	C	5 Andrew MOOK	Yamaha TZR250 -	7	13:27.912	1:21.849	18.805	67.99	1:52.823	6
17	100	R	1 Dan SUTHERLAND	Yamaha TZR 250 - www.ypmrc.co.uk	7	13:43.815	1:37.752	15.903	66.68	1:55.984	6
18	53	C	6 Alan COATES	Yamaha TZR250 - Clarendon Motorcycles Hull	7	13:48.721	1:42.658	4.906	66.29	1:54.922	6
19	46	C	7 Kevin MARSHALL	Yamaha TZR250 -	7	14:01.411	1:55.348	12.690	65.29	1:54.401	5
20	42	C	8 Martin PEARSON	Yamaha TZR250 - Viking Inspection	6	12:09.226	1 Lap	1 Lap	64.57	1:59.173	4
21	17	R	2 Dan MILES	Yamaha TZR250 -	6	12:09.991	1 Lap	0.765	64.50	1:59.388	2
22	199		12 Michael FROST	Yamaha TZR250 -	6	12:14.813	1 Lap	4.822	64.08	1:58.824	6
23	99	C	9 Paul FIRTH	Yamaha TZR250 - Joanne Porter	6	12:15.115	1 Lap	0.302	64.05	1:58.643	6
24	87	C	10 Denise BUTTON	Yamaha TZR 250 -	6	12:19.500	1 Lap	4.385	63.67	2:00.074	5
25	33	C	11 Kieran LEWIS	Yamaha TZR250 - Controls For Doors Ltd/ G Force	6	12:27.290	1 Lap	7.790	63.01	2:00.523	5
26	25	C	12 Stephen WIMBLE	Yamaha TZR 250 - S.B.W Contractor	6	12:32.591	1 Lap	5.301	62.56	2:02.437	6
27	65	C	13 Nigel TERRY	Yamaha TZR250 - NTrap Garage Doors	6	13:04.146	1 Lap	31.555	60.05	2:07.612	3
28	41	C	14 Paul BOWLING	Yamaha TDR -	6	13:23.674	1 Lap	19.528	58.59	2:09.880	2

NOT CLASSIFIED

DNF	13		Doug EDMONDSON	Yamaha TZR250 - Stan Stephens Tuning	6	10:20.896	1 Lap		75.83	1:42.284	3
DNF	27	C	Richard HAYWARD	Yamaha TZR250 - Hazel Motors/ Gforce	2	4:06.441	5 Laps	4 Laps	63.69	2:00.511	2
DNF	67		Mark BAILEY	Yamaha TZR250 -	2	4:19.656	5 Laps	13.215	60.44	2:04.789	2
DNF	73	R	Colvin TURNER	Yamaha TZR250 -	2	4:28.059	5 Laps	8.403	58.55	2:12.392	1
DNF	74		Paul WHITBY	Yamaha TZR 250 - Greybridge Ltd	0						
DNF	26	C	Damian LEE	Yamaha TZR250 - Leed Autos	0						

FASTEST LAP

24			Scott CARSON	Yamaha TZR250 - Brian Grays Powerbiking,All Eng	2	1:42.041		76.91 mph	123.77 kph
66	C		Neil GRANT	Yamaha TZR250 - Merlin Performance	4	1:46.446		73.72 mph	118.65 kph
100	R		Dan SUTHERLAND	Yamaha TZR 250 - www.ypmrc.co.uk	6	1:55.984		67.66 mph	108.89 kph

Bike 146 - Transponder not working
Class - 92.5% of Race Speed = 69.98 mph
Class C - 92.5% of Race Speed = 66.05 mph
Class R - 92.5% of Race Speed = 61.67 mph

Cadwell Park: 2.1800 miles

Race Distance: 7 Laps / 15.26 miles

Start: 13:53 Flag 14:05 End: 14:07

Weather / Track : Cloudy / Dry
These results are provisional until the conclusion of any judicial and technical matters.

Clerk Of Course :	Stewards :	Timekeeper : Sarah Evans
-------------------	------------	--------------------------

 Results can be found at www.tsl-timing.com

Printed - 14:47 Saturday, 26 June 2021



BMCRC - MRO Championships 2021 - Rnd 3 @ Cadwell Park

DFDS Yamaha Past Masters

RACE 6 - LAP CHART

LAP 1 @ 13:55:25.642

NO	BEHIND	LAP TIME
19		1:47.818
24	0.326	1:48.144
13	0.528	1:48.346
15	1.880	1:49.698
146	2.827	1:50.645
22	2.896	1:50.714
57	4.089	1:51.907
30	4.641	1:52.459
88	6.048	1:53.866
75	7.954	1:55.772
8	9.186	1:57.004
29	9.856	1:57.674
4	11.456	1:59.274
60	13.224	2:01.042
72	14.096	2:01.914
92	15.233	2:03.051
100	15.659	2:03.477
27	18.112	2:05.930
42	21.058	2:08.876
53	21.568	2:09.386
17	22.954	2:10.772
73	24.574	2:12.392
99	24.961	2:12.779
87	25.691	2:13.509
46	25.916	2:13.734
67	27.049	2:14.867
199	27.237	2:15.055
66	28.303	2:16.121
25	28.679	2:16.497
33	29.663	2:17.481
65	30.625	2:18.443
41	31.780	2:19.598

LAP 2 @ 13:57:08.009

NO	BEHIND	LAP TIME
24		1:42.041
19	0.081	1:42.448
13	0.531	1:42.370
15	4.085	1:44.572
22	4.746	1:44.217
146	5.472	1:45.012
57	6.923	1:45.201
30	7.455	1:45.181
88	11.178	1:47.497
75	13.781	1:48.194
8	14.147	1:47.328
29	14.963	1:47.474
4	17.185	1:48.096
60	23.104	1:52.247
72	24.009	1:52.280
92	28.360	1:55.494
100	29.425	1:56.133
27	36.256	2:00.511
53	38.011	1:58.810
42	39.208	2:00.517
66	39.343	1:53.407
17	39.975	1:59.388
99	44.337	2:01.743
87	44.925	2:01.601
46	45.075	2:01.526
199	45.787	2:00.917
25	49.423	2:03.111

67	49.471	2:04.789
33	51.365	2:04.069
65	57.733	2:09.475
73	57.874	2:15.667
41	59.293	2:09.880

LAP 3 @ 13:58:50.387

NO	BEHIND	LAP TIME
19		1:42.297
24	0.289	1:42.667
13	0.437	1:42.284
22	7.016	1:44.648
15	8.235	1:46.528
57	10.279	1:45.734
30	10.355	1:45.278
88	15.546	1:46.746
75	19.129	1:47.726
8	19.599	1:47.830
29	20.324	1:47.739
4	22.681	1:47.874
60	32.695	1:51.969
72	33.734	1:52.103
92	40.151	1:54.169
100	44.388	1:57.341
66	44.448	1:47.483
53	52.520	1:56.887
42	56.129	1:59.299
17	57.191	1:59.594
87	1:03.463	2:00.916
199	1:03.872	2:00.463
46	1:05.095	2:02.398
99	1:05.144	2:03.185
33	1:11.697	2:02.710
25	1:11.780	2:04.735
65	1:22.967	2:07.612
41	1:28.704	2:11.789

LAP 4 @ 14:00:32.975

NO	BEHIND	LAP TIME
19		1:42.588
13	0.332	1:42.483
24	0.692	1:42.991
22	9.840	1:45.412
15	9.925	1:44.278
146	1 Lap	3:29.946
30	12.761	1:44.994
57	13.193	1:45.502
88	19.815	1:46.857
75	26.177	1:49.636
8	26.222	1:49.211
29	26.683	1:48.947
4	27.815	1:47.722
72	40.940	1:49.794
60	42.024	1:51.917
66	48.306	1:46.446
92	52.041	1:54.478
100	58.334	1:56.534
53	1:06.038	1:56.106
42	1:12.714	1:59.173
17	1:14.830	2:00.227
87	1:21.117	2:00.242
199	1:21.309	2:00.025
46	1:21.446	1:58.939
99	1:22.599	2:00.043

LAP 5 @ 14:02:15.443

NO	BEHIND	LAP TIME
19		1:42.468
13	0.400	1:42.536
24	1.566	1:43.342
65	1 Lap	2:08.554
22	12.786	1:45.414
15	12.880	1:45.423
146	1 Lap	1:45.349
30	15.385	1:45.092
57	15.980	1:45.255
41	1 Lap	2:13.062
88	24.102	1:46.755
75	31.970	1:48.261
8	32.783	1:49.029
29	33.439	1:49.224
4	33.504	1:48.157
72	49.082	1:50.610
60	50.052	1:50.496
66	53.304	1:47.466
92	1:02.649	1:53.076
100	1:12.395	1:56.529
53	1:20.074	1:56.504
42	1:30.640	2:00.394
17	1:31.797	1:59.435
46	1:33.379	1:54.401
199	1:38.370	1:59.529
87	1:38.723	2:00.074
99	1:38.853	1:58.722

LAP 6 @ 14:03:58.720

NO	BEHIND	LAP TIME
13		1:42.877
19	0.116	1:43.393
24	0.693	1:42.404
33	1 Lap	2:00.523
25	1 Lap	2:02.535
15	13.042	1:43.439
22	14.893	1:45.384
146	1 Lap	1:45.079
30	16.279	1:44.171
57	17.305	1:44.602
88	29.389	1:48.564
65	1 Lap	2:09.739
8	39.063	1:49.557
75	39.357	1:50.664
4	39.739	1:49.512
29	40.382	1:50.220
41	1 Lap	2:16.905
72	56.521	1:50.716
60	56.876	1:50.101
66	56.953	1:46.926
92	1:12.195	1:52.823
100	1:25.102	1:55.984
53	1:31.719	1:54.922
46	1:44.541	1:54.439

LAP 7 @ 14:05:43.887

NO	BEHIND	LAP TIME
24		1:44.474

19	1.240	1:46.291
42	1 Lap	2:00.967
17	1 Lap	2:00.575
199	1 Lap	1:58.824
99	1 Lap	1:58.643
15	12.580	1:44.705
87	1 Lap	2:03.158
146	1 Lap	1:45.839
30	17.647	1:46.535
22	17.657	1:47.931
57	18.108	1:45.970
33	1 Lap	2:00.720
25	1 Lap	2:02.437
88	30.581	1:46.359
75	43.230	1:49.040
8	43.440	1:49.544
4	43.576	1:49.004
29	44.191	1:48.976
65	1 Lap	2:10.323
66	59.557	1:47.771
72	1:02.902	1:51.548
60	1:03.044	1:51.335
41	1 Lap	2:12.440
92	1:21.849	1:54.821
100	1:37.752	1:57.817
53	1:42.658	1:56.106
46	1:55.348	1:55.974

Weather / Track : Cloudy / Dry

Results can be found at www.tsl-timing.com

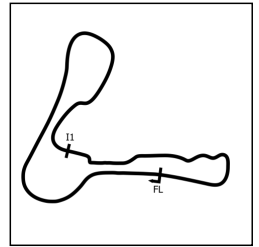
Cadwell Park
Circuit Length = 2.1800 miles
Start: 13:53 Flag 14:05 End: 14:07

Printed - 14:09 Saturday, 26 June 2021

BMCRC - MRO Championships 2021 - Rnd 3 @ Cadwell Park

DFDS Yamaha Past Masters

RACE 6 - SECTOR ANALYSIS



SECTOR 1 = FL to I1, SECTOR 2 = I1 to FL, DIFF = Difference To Personal Best Lap, P = Crossed Finish Line in Pit Lane, D = Time Disallowed

P1 24		Scott CARSON		Yamaha TZR250 - Brian Grays Powerbiking, All England Diamon			
IDEAL LAP TIME : 1:41.654		BEST LAP TIME : 1:42.041		DIFFERENCE : 0.387			
LAP	SECTOR 1	SECTOR 2	LAP TIME	MPH	DIFF	TIME OF DAY	
1 -		43.799	1:48.144	72.57	6.103	13:55:25.968	
2 -	59.171	42.870	1:42.041 (1)	76.91		13:57:08.009	
3 -	59.310	43.357	1:42.667 (3)	76.44	0.626	13:58:50.676	
4 -	59.235	43.756	1:42.991	76.20	0.950	14:00:33.667	
5 -	59.348	43.994	1:43.342	75.94	1.301	14:02:17.009	
6 -	59.921	42.483	1:42.404 (2)	76.63	0.363	14:03:59.413	
7 -	1:01.412	43.062	1:44.474	75.11	2.433	14:05:43.887	

P2 19		Peter BRANTON		Yamaha TZR 250 - Exactweld Racing			
IDEAL LAP TIME : 1:42.288		BEST LAP TIME : 1:42.297		DIFFERENCE : 0.009			
LAP	SECTOR 1	SECTOR 2	LAP TIME	MPH	DIFF	TIME OF DAY	
1 -		43.736	1:47.818	72.78	5.521	13:55:25.642	
2 -	59.006	43.442	1:42.448 (2)	76.60	0.151	13:57:08.090	
3 -	58.867	43.430	1:42.297 (1)	76.71		13:58:50.387	
4 -	58.956	43.632	1:42.588	76.50	0.291	14:00:32.975	
5 -	59.047	43.421	1:42.468 (3)	76.59	0.171	14:02:15.443	
6 -	59.380	44.013	1:43.393	75.90	1.096	14:03:58.836	
7 -	1:02.317	43.974	1:46.291	73.83	3.994	14:05:45.127	

P3 15		Billy PERKINS		Yamaha TZR 250 - T.w fuggle & son / Ashford tarmac			
IDEAL LAP TIME : 1:43.224		BEST LAP TIME : 1:43.439		DIFFERENCE : 0.215			
LAP	SECTOR 1	SECTOR 2	LAP TIME	MPH	DIFF	TIME OF DAY	
1 -		43.417	1:49.698	71.54	6.259	13:55:27.522	
2 -	1:01.170	43.402	1:44.572 (3)	75.04	1.133	13:57:12.094	
3 -	1:01.536	44.992	1:46.528	73.67	3.089	13:58:58.622	
4 -	1:00.274	44.004	1:44.278 (2)	75.26	0.839	14:00:42.900	
5 -	1:01.204	44.219	1:45.423	74.44	1.984	14:02:28.323	
6 -	1:00.489	42.950	1:43.439 (1)	75.87		14:04:11.762	
7 -	1:01.549	43.156	1:44.705	74.95	1.266	14:05:56.467	

P4 30		Alan COOPER		Yamaha TZR250 - twistgrip motorcycles			
IDEAL LAP TIME : 1:44.007		BEST LAP TIME : 1:44.171		DIFFERENCE : 0.164			
LAP	SECTOR 1	SECTOR 2	LAP TIME	MPH	DIFF	TIME OF DAY	
1 -		44.108	1:52.459	69.78	8.288	13:55:30.283	
2 -	1:01.224	43.957	1:45.181	74.61	1.010	13:57:15.464	
3 -	1:00.870	44.408	1:45.278	74.54	1.107	13:59:00.742	
4 -	1:00.655	44.339	1:44.994 (2)	74.74	0.823	14:00:45.736	
5 -	1:01.003	44.089	1:45.092 (3)	74.67	0.921	14:02:30.828	
6 -	1:00.819	43.352	1:44.171 (1)	75.33		14:04:14.999	
7 -	1:01.296	45.239	1:46.535	73.66	2.364	14:06:01.534	

P5 22 C		Rik BALLERINI		Yamaha TZR 250 - SCLS LTD, GECKO RACING, CAMBRIDGE			
IDEAL LAP TIME : 1:44.014		BEST LAP TIME : 1:44.217		DIFFERENCE : 0.203			
LAP	SECTOR 1	SECTOR 2	LAP TIME	MPH	DIFF	TIME OF DAY	
1 -		43.689	1:50.714	70.88	6.497	13:55:28.538	
2 -	1:00.325	43.892	1:44.217 (1)	75.30		13:57:12.755	
3 -	1:00.640	44.008	1:44.648 (2)	74.99	0.431	13:58:57.403	
4 -	1:00.976	44.436	1:45.412	74.45	1.195	14:00:42.815	
5 -	1:00.985	44.429	1:45.414	74.44	1.197	14:02:28.229	
6 -	1:01.304	44.080	1:45.384 (3)	74.47	1.167	14:04:13.613	
7 -	1:02.256	45.675	1:47.931	72.71	3.714	14:06:01.544	

Weather / Track : Cloudy / Dry

Cadwell Park
 Circuit Length = 2.1800 miles
 Start: 13:53 Flag 14:05 End: 14:07

BMCRC - MRO Championships 2021 - Rnd 3 @ Cadwell Park

DFDS Yamaha Past Masters

RACE 6 - SECTOR ANALYSIS



SECTOR 1 = FL to I1, SECTOR 2 = I1 to FL, DIFF = Difference To Personal Best Lap, P = Crossed Finish Line in Pit Lane, D = Time Disallowed

P6 57		Geoff MOOK		Yamaha TZR 250 -		
IDEAL LAP TIME : 1:44.602		BEST LAP TIME : 1:44.602		DIFFERENCE : 0.000		
LAP	SECTOR 1	SECTOR 2	LAP TIME	MPH	DIFF	TIME OF DAY
1 -		44.318	1:51.907	70.12	7.305	13:55:29.731
2 -	1:00.888	44.313	1:45.201 (2)	74.60	0.599	13:57:14.932
3 -	1:01.088	44.646	1:45.734	74.22	1.132	13:59:00.666
4 -	1:01.306	44.196	1:45.502	74.38	0.900	14:00:46.168
5 -	1:01.094	44.161	1:45.255 (3)	74.56	0.653	14:02:31.423
6 -	1:00.733	43.869	1:44.602 (1)	75.02		14:04:16.025
7 -	1:00.778	45.192	1:45.970	74.05	1.368	14:06:01.995

P7 88		Michael STANLEY		Yamaha TZR 250 -		
IDEAL LAP TIME : 1:46.286		BEST LAP TIME : 1:46.359		DIFFERENCE : 0.073		
LAP	SECTOR 1	SECTOR 2	LAP TIME	MPH	DIFF	TIME OF DAY
1 -		44.696	1:53.866	68.92	7.507	13:55:31.690
2 -	1:02.934	44.563	1:47.497	73.00	1.138	13:57:19.187
3 -	1:02.501	44.245	1:46.746 (2)	73.52	0.387	13:59:05.933
4 -	1:02.549	44.308	1:46.857	73.44	0.498	14:00:52.790
5 -	1:02.490	44.265	1:46.755 (3)	73.51	0.396	14:02:39.545
6 -	1:02.931	45.633	1:48.564	72.28	2.205	14:04:28.109
7 -	1:02.563	43.796	1:46.359 (1)	73.78		14:06:14.468

P8 75 C		Barry MANTELL		Yamaha TZR250 - Swedish Car Connection		
IDEAL LAP TIME : 1:47.036		BEST LAP TIME : 1:47.726		DIFFERENCE : 0.690		
LAP	SECTOR 1	SECTOR 2	LAP TIME	MPH	DIFF	TIME OF DAY
1 -		45.692	1:55.772	67.78	8.046	13:55:33.596
2 -	1:02.855	45.339	1:48.194 (2)	72.53	0.468	13:57:21.790
3 -	1:02.448	45.278	1:47.726 (1)	72.85		13:59:09.516
4 -	1:03.453	46.183	1:49.636	71.58	1.910	14:00:59.152
5 -	1:03.133	45.128	1:48.261 (3)	72.49	0.535	14:02:47.413
6 -	1:01.908	48.756	1:50.664	70.91	2.938	14:04:38.077
7 -	1:03.882	45.158	1:49.040	71.97	1.314	14:06:27.117

P9 8 C		David BALL		Yamaha TZR250 - Gardiner Page and Roe pension consultants		
IDEAL LAP TIME : 1:47.328		BEST LAP TIME : 1:47.328		DIFFERENCE : 0.000		
LAP	SECTOR 1	SECTOR 2	LAP TIME	MPH	DIFF	TIME OF DAY
1 -		45.775	1:57.004	67.07	9.676	13:55:34.828
2 -	1:02.242	45.086	1:47.328 (1)	73.12		13:57:22.156
3 -	1:02.657	45.173	1:47.830 (2)	72.78	0.502	13:59:09.986
4 -	1:02.841	46.370	1:49.211	71.86	1.883	14:00:59.197
5 -	1:03.702	45.327	1:49.029 (3)	71.98	1.701	14:02:48.226
6 -	1:02.562	46.995	1:49.557	71.63	2.229	14:04:37.783
7 -	1:03.596	45.948	1:49.544	71.64	2.216	14:06:27.327

P10 4		Denis HALIL		Yamaha TZR250 - D & A AUTOS		
IDEAL LAP TIME : 1:47.459		BEST LAP TIME : 1:47.722		DIFFERENCE : 0.263		
LAP	SECTOR 1	SECTOR 2	LAP TIME	MPH	DIFF	TIME OF DAY
1 -		46.468	1:59.274	65.79	11.552	13:55:37.098
2 -	1:02.718	45.378	1:48.096 (3)	72.60	0.374	13:57:25.194
3 -	1:02.168	45.706	1:47.874 (2)	72.75	0.152	13:59:13.068
4 -	1:02.361	45.361	1:47.722 (1)	72.85		14:01:00.790
5 -	1:02.753	45.404	1:48.157	72.56	0.435	14:02:48.947
6 -	1:02.449	47.063	1:49.512	71.66	1.790	14:04:38.459
7 -	1:03.713	45.291	1:49.004	71.99	1.282	14:06:27.463

Weather / Track : Cloudy / Dry

Cadwell Park
Circuit Length = 2.1800 miles
Start: 13:53 Flag 14:05 End: 14:07

BMCRC - MRO Championships 2021 - Rnd 3 @ Cadwell Park

DFDS Yamaha Past Masters

RACE 6 - SECTOR ANALYSIS



SECTOR 1 = FL to I1, SECTOR 2 = I1 to FL, DIFF = Difference To Personal Best Lap, P = Crossed Finish Line in Pit Lane, D = Time Disallowed

P11 29		Derek CRIPPS		Yamaha TZR250 - Kelly Cripps - Team FBR		
IDEAL LAP TIME : 1:47.357		BEST LAP TIME : 1:47.474		DIFFERENCE : 0.117		
LAP	SECTOR 1	SECTOR 2	LAP TIME	MPH	DIFF	TIME OF DAY
1 -		45.824	1:57.674	66.69	10.200	13:55:35.498
2 -	1:01.959	45.515	1:47.474 (1)	73.02		13:57:22.972
3 -	1:02.138	45.601	1:47.739 (2)	72.84	0.265	13:59:10.711
4 -	1:02.643	46.304	1:48.947 (3)	72.03	1.473	14:00:59.658
5 -	1:03.578	45.646	1:49.224	71.85	1.750	14:02:48.882
6 -	1:02.782	47.438	1:50.220	71.20	2.746	14:04:39.102
7 -	1:03.578	45.398	1:48.976	72.01	1.502	14:06:28.078

P12 66 C		Neil GRANT		Yamaha TZR250 - Merlin Performance		
IDEAL LAP TIME : 1:46.279		BEST LAP TIME : 1:46.446		DIFFERENCE : 0.167		
LAP	SECTOR 1	SECTOR 2	LAP TIME	MPH	DIFF	TIME OF DAY
1 -		48.812	2:16.121	57.65	29.675	13:55:53.945
2 -	1:06.503	46.904	1:53.407	69.20	6.961	13:57:47.352
3 -	1:02.261	45.222	1:47.483	73.01	1.037	13:59:34.835
4 -	1:01.633	44.813	1:46.446 (1)	73.72		14:01:21.281
5 -	1:02.229	45.237	1:47.466 (3)	73.02	1.020	14:03:08.747
6 -	1:01.696	45.230	1:46.926 (2)	73.39	0.480	14:04:55.673
7 -	1:03.125	44.646	1:47.771	72.82	1.325	14:06:43.444

P13 72 C		Chris THAY		Yamaha TZR250 - Scell-it uk		
IDEAL LAP TIME : 1:49.712		BEST LAP TIME : 1:49.794		DIFFERENCE : 0.082		
LAP	SECTOR 1	SECTOR 2	LAP TIME	MPH	DIFF	TIME OF DAY
1 -		48.057	2:01.914	64.37	12.120	13:55:39.738
2 -	1:04.805	47.475	1:52.280	69.89	2.486	13:57:32.018
3 -	1:04.895	47.208	1:52.103	70.00	2.309	13:59:24.121
4 -	1:03.211	46.583	1:49.794 (1)	71.47		14:01:13.915
5 -	1:04.109	46.501	1:50.610 (2)	70.95	0.816	14:03:04.525
6 -	1:03.949	46.767	1:50.716 (3)	70.88	0.922	14:04:55.241
7 -	1:04.612	46.936	1:51.548	70.35	1.754	14:06:46.789

P14 60		Daniel GOUGH		Yamaha TZR 250 - G Force Motorcycles		
IDEAL LAP TIME : 1:50.101		BEST LAP TIME : 1:50.101		DIFFERENCE : 0.000		
LAP	SECTOR 1	SECTOR 2	LAP TIME	MPH	DIFF	TIME OF DAY
1 -		48.612	2:01.042	64.83	10.941	13:55:38.866
2 -	1:05.061	47.186	1:52.247	69.91	2.146	13:57:31.113
3 -	1:05.020	46.949	1:51.969	70.09	1.868	13:59:23.082
4 -	1:05.377	46.540	1:51.917	70.12	1.816	14:01:14.999
5 -	1:04.343	46.153	1:50.496 (2)	71.02	0.395	14:03:05.495
6 -	1:03.969	46.132	1:50.101 (1)	71.28		14:04:55.596
7 -	1:04.645	46.690	1:51.335 (3)	70.49	1.234	14:06:46.931

P15 92 R		Andrew MOOK		Yamaha TZR250 -		
IDEAL LAP TIME : 1:52.740		BEST LAP TIME : 1:52.823		DIFFERENCE : 0.083		
LAP	SECTOR 1	SECTOR 2	LAP TIME	MPH	DIFF	TIME OF DAY
1 -		48.650	2:03.051	63.77	10.228	13:55:40.875
2 -	1:07.764	47.730	1:55.494	67.95	2.671	13:57:36.369
3 -	1:06.719	47.450	1:54.169 (3)	68.74	1.346	13:59:30.538
4 -	1:06.718	47.760	1:54.478	68.55	1.655	14:01:25.016
5 -	1:06.092	46.984	1:53.076 (2)	69.40	0.253	14:03:18.092
6 -	1:05.756	47.067	1:52.823 (1)	69.56		14:05:10.915
7 -	1:06.193	48.628	1:54.821	68.35	1.998	14:07:05.736

Weather / Track : Cloudy / Dry

Cadwell Park
Circuit Length = 2.1800 miles
Start: 13:53 Flag 14:05 End: 14:07

BMCRC - MRO Championships 2021 - Rnd 3 @ Cadwell Park

DFDS Yamaha Past Masters

RACE 6 - SECTOR ANALYSIS



SECTOR 1 = FL to I1, SECTOR 2 = I1 to FL, DIFF = Difference To Personal Best Lap, P = Crossed Finish Line in Pit Lane, D = Time Disallowed

P16 100 R		Dan SUTHERLAND		Yamaha TZR 250 - www.ypmrc.co.uk		
IDEAL LAP TIME : 1:54.724		BEST LAP TIME : 1:55.984		DIFFERENCE : 1.260		
LAP	SECTOR 1	SECTOR 2	LAP TIME	MPH	DIFF	TIME OF DAY
1 -		47.389	2:03.477	63.55	7.493	13:55:41.301
2 -	1:07.335	48.798	1:56.133 (2)	67.57	0.149	13:57:37.434
3 -	1:08.345	48.996	1:57.341	66.88	1.357	13:59:34.775
4 -	1:08.056	48.478	1:56.534	67.34	0.550	14:01:31.309
5 -	1:08.099	48.430	1:56.529 (3)	67.34	0.545	14:03:27.838
6 -	1:07.774	48.210	1:55.984 (1)	67.66		14:05:23.822
7 -	1:08.884	48.933	1:57.817	66.61	1.833	14:07:21.639

P17 53 C		Alan COATES		Yamaha TZR250 - Clarendon Motorcycles Hull		
IDEAL LAP TIME : 1:54.922		BEST LAP TIME : 1:54.922		DIFFERENCE : 0.000		
LAP	SECTOR 1	SECTOR 2	LAP TIME	MPH	DIFF	TIME OF DAY
1 -		50.589	2:09.386	60.65	14.464	13:55:47.210
2 -	1:09.209	49.601	1:58.810	66.05	3.888	13:57:46.020
3 -	1:08.523	48.364	1:56.887	67.14	1.965	13:59:42.907
4 -	1:07.380	48.726	1:56.106 (2)	67.59	1.184	14:01:39.013
5 -	1:07.998	48.506	1:56.504	67.36	1.582	14:03:35.517
6 -	1:07.118	47.804	1:54.922 (1)	68.29		14:05:30.439
7 -	1:07.750	48.356	1:56.106 (2)	67.59	1.184	14:07:26.545

P18 46 C		Kevin MARSHALL		Yamaha TZR250 -		
IDEAL LAP TIME : 1:54.358		BEST LAP TIME : 1:54.401		DIFFERENCE : 0.043		
LAP	SECTOR 1	SECTOR 2	LAP TIME	MPH	DIFF	TIME OF DAY
1 -		51.652	2:13.734	58.68	19.333	13:55:51.558
2 -	1:10.883	50.643	2:01.526	64.57	7.125	13:57:53.084
3 -	1:10.512	51.886	2:02.398	64.11	7.997	13:59:55.482
4 -	1:09.266	49.673	1:58.939	65.98	4.538	14:01:54.421
5 -	1:06.673	47.728	1:54.401 (1)	68.60		14:03:48.822
6 -	1:06.754	47.685	1:54.439 (2)	68.57	0.038	14:05:43.261
7 -	1:07.219	48.755	1:55.974 (3)	67.67	1.573	14:07:39.235

P19 42 C		Martin PEARSON		Yamaha TZR250 - Viking Inspection		
IDEAL LAP TIME : 1:59.076		BEST LAP TIME : 1:59.173		DIFFERENCE : 0.097		
LAP	SECTOR 1	SECTOR 2	LAP TIME	MPH	DIFF	TIME OF DAY
1 -		50.371	2:08.876	60.89	9.703	13:55:46.700
2 -	1:09.864	50.653	2:00.517	65.12	1.344	13:57:47.217
3 -	1:09.280	50.019	1:59.299 (2)	65.78	0.126	13:59:46.516
4 -	1:09.057	50.116	1:59.173 (1)	65.85		14:01:45.689
5 -	1:09.998	50.396	2:00.394 (3)	65.18	1.221	14:03:46.083
6 -	1:09.872	51.095	2:00.967	64.87	1.794	14:05:47.050

P20 17 R		Dan MILES		Yamaha TZR250 -		
IDEAL LAP TIME : 1:58.100		BEST LAP TIME : 1:59.388		DIFFERENCE : 1.288		
LAP	SECTOR 1	SECTOR 2	LAP TIME	MPH	DIFF	TIME OF DAY
1 -		49.665	2:10.772	60.01	11.384	13:55:48.596
2 -	1:08.435	50.953	1:59.388 (1)	65.73		13:57:47.984
3 -	1:09.410	50.184	1:59.594 (3)	65.62	0.206	13:59:47.578
4 -	1:09.458	50.769	2:00.227	65.27	0.839	14:01:47.805
5 -	1:09.601	49.834	1:59.435 (2)	65.70	0.047	14:03:47.240
6 -	1:09.143	51.432	2:00.575	65.08	1.187	14:05:47.815

Weather / Track : Cloudy / Dry

Cadwell Park
Circuit Length = 2.1800 miles
Start: 13:53 Flag 14:05 End: 14:07

BMCRC - MRO Championships 2021 - Rnd 3 @ Cadwell Park

DFDS Yamaha Past Masters

RACE 6 - SECTOR ANALYSIS



SECTOR 1 = FL to I1, SECTOR 2 = I1 to FL, DIFF = Difference To Personal Best Lap, P = Crossed Finish Line in Pit Lane, D = Time Disallowed

P21 199		Michael FROST		Yamaha TZR250 -		
IDEAL LAP TIME : 1:58.824		BEST LAP TIME : 1:58.824		DIFFERENCE : 0.000		
LAP	SECTOR 1	SECTOR 2	LAP TIME	MPH	DIFF	TIME OF DAY
1 -		52.277	2:15.055	58.10	16.231	13:55:52.879
2 -	1:11.305	49.612	2:00.917	64.90	2.093	13:57:53.796
3 -	1:10.154	50.309	2:00.463	65.14	1.639	13:59:54.259
4 -	1:10.252	49.773	2:00.025 (3)	65.38	1.201	14:01:54.284
5 -	1:09.501	50.028	1:59.529 (2)	65.65	0.705	14:03:53.813
6 -	1:09.300	49.524	1:58.824 (1)	66.04		14:05:52.637

P22 99 C		Paul FIRTH		Yamaha TZR250 - Joanne Porter		
IDEAL LAP TIME : 1:58.287		BEST LAP TIME : 1:58.643		DIFFERENCE : 0.356		
LAP	SECTOR 1	SECTOR 2	LAP TIME	MPH	DIFF	TIME OF DAY
1 -		51.728	2:12.779	59.10	14.136	13:55:50.603
2 -	1:10.837	50.906	2:01.743	64.46	3.100	13:57:52.346
3 -	1:10.391	52.794	2:03.185	63.70	4.542	13:59:55.531
4 -	1:10.096	49.947	2:00.043 (3)	65.37	1.400	14:01:55.574
5 -	1:08.881	49.841	1:58.722 (2)	66.10	0.079	14:03:54.296
6 -	1:09.237	49.406	1:58.643 (1)	66.14		14:05:52.939

P23 87 C		Denise BUTTON		Yamaha TZR 250 -		
IDEAL LAP TIME : 1:59.821		BEST LAP TIME : 2:00.074		DIFFERENCE : 0.253		
LAP	SECTOR 1	SECTOR 2	LAP TIME	MPH	DIFF	TIME OF DAY
1 -		51.856	2:13.509	58.78	13.435	13:55:51.333
2 -	1:10.821	50.780	2:01.601	64.53	1.527	13:57:52.934
3 -	1:10.089	50.827	2:00.916 (3)	64.90	0.842	13:59:53.850
4 -	1:10.029	50.213	2:00.242 (2)	65.26	0.168	14:01:54.092
5 -	1:09.608	50.466	2:00.074 (1)	65.36		14:03:54.166
6 -	1:12.315	50.843	2:03.158	63.72	3.084	14:05:57.324

P24 146		Michael MACE		Yamaha TZR250 - Kevin Marshall		
IDEAL LAP TIME :		BEST LAP TIME : 1:45.012		DIFFERENCE :		
LAP	SECTOR 1	SECTOR 2	LAP TIME	MPH	DIFF	TIME OF DAY
1 -			1:50.645	70.92	5.633	13:55:28.469
2 -			1:45.012 (1)	74.73		13:57:13.481
3 -			3:29.946	37.38	1:44.934	14:00:43.427
4 -			1:45.349 (3)	74.49	0.337	14:02:28.776
5 -			1:45.079 (2)	74.68	0.067	14:04:13.855
6 -			1:45.839	74.15	0.827	14:05:59.694

P25 33 C		Kieran LEWIS		Yamaha TZR250 - Controls For Doors Ltd/ G Force Motorcycles		
IDEAL LAP TIME : 2:00.381		BEST LAP TIME : 2:00.523		DIFFERENCE : 0.142		
LAP	SECTOR 1	SECTOR 2	LAP TIME	MPH	DIFF	TIME OF DAY
1 -		53.597	2:17.481	57.08	16.958	13:55:55.305
2 -	1:12.975	51.094	2:04.069	63.25	3.546	13:57:59.374
3 -	1:12.129	50.581	2:02.710	63.95	2.187	14:00:02.084
4 -	1:11.460	50.327	2:01.787 (3)	64.44	1.264	14:02:03.871
5 -	1:11.143	49.380	2:00.523 (1)	65.11		14:04:04.394
6 -	1:11.001	49.719	2:00.720 (2)	65.01	0.197	14:06:05.114

Weather / Track : Cloudy / Dry

Cadwell Park
Circuit Length = 2.1800 miles
Start: 13:53 Flag 14:05 End: 14:07

BMCRC - MRO Championships 2021 - Rnd 3 @ Cadwell Park

DFDS Yamaha Past Masters

RACE 6 - SECTOR ANALYSIS



SECTOR 1 = FL to I1, SECTOR 2 = I1 to FL, DIFF = Difference To Personal Best Lap, P = Crossed Finish Line in Pit Lane, D = Time Disallowed

P26 25 C		Stephen WIMBLE		Yamaha TZR 250 - S.B.W Contractor		
IDEAL LAP TIME : 2:02.039		BEST LAP TIME : 2:02.437		DIFFERENCE : 0.398		
LAP	SECTOR 1	SECTOR 2	LAP TIME	MPH	DIFF	TIME OF DAY
1 -		53.628	2:16.497	57.49	14.060	13:55:54.321
2 -	1:11.497	51.614	2:03.111 (3)	63.74	0.674	13:57:57.432
3 -	1:12.864	51.871	2:04.735	62.91	2.298	14:00:02.167
4 -	1:12.093	51.183	2:03.276	63.66	0.839	14:02:05.443
5 -	1:11.895	50.640	2:02.535 (2)	64.04	0.098	14:04:07.978
6 -	1:11.399	51.038	2:02.437 (1)	64.09		14:06:10.415

P27 65 C		Nigel TERRY		Yamaha TZR250 - NTrap Garage Doors		
IDEAL LAP TIME : 2:06.726		BEST LAP TIME : 2:07.612		DIFFERENCE : 0.886		
LAP	SECTOR 1	SECTOR 2	LAP TIME	MPH	DIFF	TIME OF DAY
1 -		55.023	2:18.443	56.68	10.831	13:55:56.267
2 -	1:15.504	53.971	2:09.475 (3)	60.61	1.863	13:58:05.742
3 -	1:13.422	54.190	2:07.612 (1)	61.49		14:00:13.354
4 -	1:14.058	54.496	2:08.554 (2)	61.04	0.942	14:02:21.908
5 -	1:15.002	54.737	2:09.739	60.49	2.127	14:04:31.647
6 -	1:17.019	53.304	2:10.323	60.22	2.711	14:06:41.970

P28 41 C		Paul BOWLING		Yamaha TDR -		
IDEAL LAP TIME : 2:09.553		BEST LAP TIME : 2:09.880		DIFFERENCE : 0.327		
LAP	SECTOR 1	SECTOR 2	LAP TIME	MPH	DIFF	TIME OF DAY
1 -		54.106	2:19.598	56.21	9.718	13:55:57.422
2 -	1:15.447	54.433	2:09.880 (1)	60.42		13:58:07.302
3 -	1:17.227	54.562	2:11.789 (2)	59.55	1.909	14:00:19.091
4 -	1:16.481	56.581	2:13.062	58.98	3.182	14:02:32.153
5 -	1:16.589	1:00.316	2:16.905	57.32	7.025	14:04:49.058
6 -	1:17.594	54.846	2:12.440 (3)	59.25	2.560	14:07:01.498

P29 13		Doug EDMONDSON		Yamaha TZR250 - Stan Stephens Tuning		
IDEAL LAP TIME : 1:41.627		BEST LAP TIME : 1:42.284		DIFFERENCE : 0.657		
LAP	SECTOR 1	SECTOR 2	LAP TIME	MPH	DIFF	TIME OF DAY
1 -		43.323	1:48.346	72.43	6.062	13:55:26.170
2 -	59.445	42.925	1:42.370 (2)	76.66	0.086	13:57:08.540
3 -	59.439	42.845	1:42.284 (1)	76.72		13:58:50.824
4 -	58.782	43.701	1:42.483 (3)	76.57	0.199	14:00:33.307
5 -	59.293	43.243	1:42.536	76.53	0.252	14:02:15.843
6 -	59.254	43.623	1:42.877	76.28	0.593	14:03:58.720

P30 27 C		Richard HAYWARD		Yamaha TZR250 - Hazel Motors/ Gforce		
IDEAL LAP TIME : 1:59.000		BEST LAP TIME : 2:00.511		DIFFERENCE : 1.511		
LAP	SECTOR 1	SECTOR 2	LAP TIME	MPH	DIFF	TIME OF DAY
1 -		48.245	2:05.930 (2)	62.32	5.419	13:55:43.754
2 -	1:10.755	49.756	2:00.511 (1)	65.12		13:57:44.265

P31 67		Mark BAILEY		Yamaha TZR250 -		
IDEAL LAP TIME : 2:04.649		BEST LAP TIME : 2:04.789		DIFFERENCE : 0.140		
LAP	SECTOR 1	SECTOR 2	LAP TIME	MPH	DIFF	TIME OF DAY
1 -		52.403	2:14.867 (2)	58.19	10.078	13:55:52.691
2 -	1:12.246	52.543	2:04.789 (1)	62.89		13:57:57.480

Weather / Track : Cloudy / Dry

Cadwell Park
Circuit Length = 2.1800 miles
Start: 13:53 Flag 14:05 End: 14:07

BMCRC - MRO Championships 2021 - Rnd 3 @ Cadwell Park

DFDS Yamaha Past Masters

RACE 6 - SECTOR ANALYSIS



SECTOR 1 = FL to I1, SECTOR 2 = I1 to FL, DIFF = Difference To Personal Best Lap, P = Crossed Finish Line in Pit Lane, D = Time Disallowed

P32 73 R		Colvin TURNER		Yamaha TZR250 -			
IDEAL LAP TIME : 2:12.707		BEST LAP TIME : 2:12.392		DIFFERENCE : -0.314			
LAP	SECTOR 1	SECTOR 2	LAP TIME	MPH	DIFF	TIME OF DAY	
1 -		51.820	2:12.392 (1)	59.27		13:55:50.216	
2 -	1:20.887	54.780	2:15.667 (2)	57.84	3.274	13:58:05.883	

BMCRC - MRO Championships 2021 - Rnd 3 @ Cadwell Park

DFDS Yamaha Past Masters

RACE 6 - BEST SECTORS

SECTOR 1			SECTOR 2			IDEAL / BEST COMPARISON						
POS	NO	NAME	TIME	NO	NAME	TIME	POS	NO	NAME	IDEAL	BEST	DIFF
									PERFECT LAP	1:41.265		
1	13	EDMONDSON	58.782	24	CARSON	42.483	1	13	EDMONDSON	1:41.627	1:42.284	0.657
2	19	BRANTON	58.867	13	EDMONDSON	42.845	2	24	CARSON	1:41.654	1:42.041	0.387
3	24	CARSON	59.171	15	PERKINS	42.950	3	19	BRANTON	1:42.288	1:42.297	0.009
4	15	PERKINS	1:00.274	30	COOPER	43.352	4	15	PERKINS	1:43.224	1:43.439	0.215
5	22	BALLERINI	1:00.325	19	BRANTON	43.421	5	30	COOPER	1:44.007	1:44.171	0.164
6	30	COOPER	1:00.655	22	BALLERINI	43.689	6	22	BALLERINI	1:44.014	1:44.217	0.203
7	57	MOOK	1:00.733	88	STANLEY	43.796	7	57	MOOK	1:44.602	1:44.602	0.000
8	66	GRANT	1:01.633	57	MOOK	43.869	8	66	GRANT	1:46.279	1:46.446	0.167
9	75	MANTELL	1:01.908	66	GRANT	44.646	9	88	STANLEY	1:46.286	1:46.359	0.073
10	29	CRIPPS	1:01.959	8	BALL	45.086	10	75	MANTELL	1:47.036	1:47.726	0.690
11	4	HALIL	1:02.168	75	MANTELL	45.128	11	8	BALL	1:47.328	1:47.328	0.000
12	8	BALL	1:02.242	4	HALIL	45.291	12	29	CRIPPS	1:47.357	1:47.474	0.117
13	88	STANLEY	1:02.490	29	CRIPPS	45.398	13	4	HALIL	1:47.459	1:47.722	0.263
14	72	THAY	1:03.211	60	GOUGH	46.132	14	72	THAY	1:49.712	1:49.794	0.082
15	60	GOUGH	1:03.969	72	THAY	46.501	15	60	GOUGH	1:50.101	1:50.101	0.000
16	92	MOOK	1:05.756	92	MOOK	46.984	16	92	MOOK	1:52.740	1:52.823	0.083
17	46	MARSHALL	1:06.673	100	SUTHERLAND	47.389	17	46	MARSHALL	1:54.358	1:54.401	0.043
18	53	COATES	1:07.118	46	MARSHALL	47.685	18	100	SUTHERLAND	1:54.724	1:55.984	1.260
19	100	SUTHERLAND	1:07.335	53	COATES	47.804	19	53	COATES	1:54.922	1:54.922	0.000
20	17	MILES	1:08.435	27	HAYWARD	48.245	20	17	MILES	1:58.100	1:59.388	1.288
21	99	FIRTH	1:08.881	33	LEWIS	49.380	21	99	FIRTH	1:58.287	1:58.643	0.356
22	42	PEARSON	1:09.057	99	FIRTH	49.406	22	199	FROST	1:58.824	1:58.824	0.000
23	199	FROST	1:09.300	199	FROST	49.524	23	27	HAYWARD	1:59.000	2:00.511	1.511
24	87	BUTTON	1:09.608	17	MILES	49.665	24	42	PEARSON	1:59.076	1:59.173	0.097
25	27	HAYWARD	1:10.755	42	PEARSON	50.019	25	87	BUTTON	1:59.821	2:00.074	0.253
26	33	LEWIS	1:11.001	87	BUTTON	50.213	26	33	LEWIS	2:00.381	2:00.523	0.142
27	25	WIMBLE	1:11.399	25	WIMBLE	50.640	27	25	WIMBLE	2:02.039	2:02.437	0.398
28	67	BAILEY	1:12.246	73	TURNER	51.820	28	67	BAILEY	2:04.649	2:04.789	0.140
29	65	TERRY	1:13.422	67	BAILEY	52.403	29	65	TERRY	2:06.726	2:07.612	0.886
30	41	BOWLING	1:15.447	65	TERRY	53.304	30	41	BOWLING	2:09.553	2:09.880	0.327
31	73	TURNER	1:20.887	41	BOWLING	54.106	31	73	TURNER	2:12.707	2:12.392	-0.314
32							32	146	MACE		1:45.012	
33												
34												

Weather / Track : Cloudy / Dry

Cadwell Park

Circuit Length = 2.1800 miles

Start: 13:53 Flag 14:05 End: 14:07

Results can be found at www.tsl-timing.com

Printed - 14:09 Saturday, 26 June 2021

BMCRC - MRO Championships 2021 - Rnd 3 @ Cadwell Park

DFDS Yamaha Past Masters

RACE 6 - STATISTICS

Competitors Started 34
Planned Start 2021-06-26 @ 13:15:00.000
Actual Start 2021-06-26 @ 13:53:37.823
Finish Time 2021-06-26 @ 14:05:43.886
Track Length 2.1800mi.
Total Laps 198
Total Distance Covered 431.6437mi.

Session Fastest Lap History

NO	CL	NAME	LAP TIME	TIME OF DAY	LAP	VEHICLE
19		Peter BRANTON	1:47.818	13:55:25.652	1	Yamaha TZR 250
24		Scott CARSON	1:42.041	13:57:08.014	2	Yamaha TZR250

Session Leader History

NO	CL	NAME	FROM LAP	LAPS LED	DISTANCE	VEHICLE
19		Peter BRANTON	1	1	2.18 miles	Yamaha TZR 250
24		Scott CARSON	2	1	2.18 miles	Yamaha TZR250
19		Peter BRANTON	3	3	6.54 miles	Yamaha TZR 250
13		Doug EDMONDSON	6	1	2.18 miles	Yamaha TZR250
24		Scott CARSON	7	1	2.18 miles	Yamaha TZR250

Flag History

TYPE	TIME OF DAY
GREEN	13:53:37.823
FINISH	14:05:43.886

Flag Statistics

TYPE	COUNT	TOTAL LAPS	TOTAL TIME
Green	1	7	14:05.559
Red	0	0	0.000
Safety Car	0	0	0.000
FCY	0	0	0.000

BMCRC - MRO Championships 2021 - Rnd 3 @ Cadwell Park

DFDS Yamaha Past Masters

RACE 6 - STATISTICS

CLASS :

14 Starters

Fastest Lap History

NO	NAME	LAP TIME	TIME OF DAY	LAP	VEHICLE
19	Peter BRANTON	1:47.818	13:55:25.652	1	Yamaha TZR 250
24	Scott CARSON	1:42.041	13:57:08.014	2	Yamaha TZR250

Leader History

NO	NAME	FROM LAP	LAPS LED	DISTANCE	VEHICLE
19	Peter BRANTON	1	1	2.18 miles	Yamaha TZR 250
24	Scott CARSON	2	1	2.18 miles	Yamaha TZR250
19	Peter BRANTON	3	3	6.54 miles	Yamaha TZR 250
13	Doug EDMONDSON	6	1	2.18 miles	Yamaha TZR250
24	Scott CARSON	7	1	2.18 miles	Yamaha TZR250

BMCRC - MRO Championships 2021 - Rnd 3 @ Cadwell Park

DFDS Yamaha Past Masters

RACE 6 - STATISTICS

CLASS : C

16 Starters

Fastest Lap History

NO	NAME	LAP TIME	TIME OF DAY	LAP	VEHICLE
22	Rik BALLERINI	1:50.714	13:55:28.538	1	Yamaha TZR 250
22	Rik BALLERINI	1:44.217	13:57:12.772	2	Yamaha TZR 250

Leader History

NO	NAME	FROM LAP	LAPS LED	DISTANCE	VEHICLE
22	Rik BALLERINI	1	7	15.26 miles	Yamaha TZR 250

BMCRC - MRO Championships 2021 - Rnd 3 @ Cadwell Park

DFDS Yamaha Past Masters

RACE 6 - STATISTICS

CLASS : R

4 Starters

Fastest Lap History

NO	NAME	LAP TIME	TIME OF DAY	LAP	VEHICLE
92	Andrew MOOK	2:03.051	13:55:40.888	1	Yamaha TZR250
92	Andrew MOOK	1:55.494	13:57:36.383	2	Yamaha TZR250
92	Andrew MOOK	1:54.169	13:59:30.552	3	Yamaha TZR250
92	Andrew MOOK	1:53.076	14:03:18.109	5	Yamaha TZR250
92	Andrew MOOK	1:52.823	14:05:10.928	6	Yamaha TZR250

Leader History

NO	NAME	FROM LAP	LAPS LED	DISTANCE	VEHICLE
92	Andrew MOOK	1	7	15.26 miles	Yamaha TZR250

BMCRC - MRO Championships 2021 - Rnd 3 @ Cadwell Park
DFDS Yamaha Past Masters
RACE 16 - GRID (7 Laps) - AMENDED

ROW 12		34	26	Damian LEE									
ROW 11	31	41	Paul BOWLING	2:09.880	32	73	Colvin TURNER	2:12.392	33	74	Paul WHITBY		
ROW 10		28	25	Stephen WIMBLE	2:02.437	29	67	Mark BAILEY	2:04.789	30	65	Nigel TERRY	2:07.612
ROW 9	25	87	Denise BUTTON	2:00.074	26	27	Richard HAYWARD	2:00.511	27	33	Kieran LEWIS	2:00.523	
ROW 8		22	199	Michael FROST	1:58.824	23	42	Martin PEARSON	1:59.173	24	17	Dan MILES	1:59.388
ROW 7	19	53	Alan COATES	1:54.922	20	100	Dan SUTHERLAND	1:55.984	21	99	Paul FIRTH	1:58.643	
ROW 6		16	60	Daniel GOUGH	1:50.101	17	92	Andrew MOOK	1:52.823	18	46	Kevin MARSHALL	1:54.401
ROW 5	13	4	Denis HALIL	1:47.722	14	75	Barry MANTELL	1:47.726	15	72	Chris THAY	1:49.794	
ROW 4		10	66	Neil GRANT	1:46.446	11	8	David BALL	1:47.328	12	29	Derek CRIPPS	1:47.474
ROW 3	7	57	Geoff MOOK	1:44.602	8	146	Michael MACE	1:44.851	9	88	Michael STANLEY	1:46.359	
ROW 2		4	15	Billy PERKINS	1:43.439	5	30	Alan COOPER	1:44.171	6	22	Rik BALLERINI	1:44.217
ROW 1	1	24	Scott CARSON	1:42.041	2	13	Doug EDMONDSON	1:42.284	3	19	Peter BRANTON	1:42.297	
			Pole										

Cadwell Park

Circuit Length = 2.1800 miles

These results are provisional until the conclusion of any judicial and technical matters.

Clerk Of Course :	Stewards :	Timekeeper :

 Results can be found at www.tsl-timing.com

Printed - 14:31 Saturday, 26 June 2021



BMCRC - MRO Championships 2021 - Rnd 3 @ Cadwell Park
DFDS Yamaha Past Masters
RACE 16 - CLASSIFICATION

POS	NO	CL	PIC NAME	ENTRY	LAPS	TIME	GAP	DIFF	MPH	BEST	ON
1	19		Peter BRANTON	Yamaha TZR 250 - Exactweld Racing	7	12:01.295			76.16	1:41.833	2
2	13		Doug EDMONDSON	Yamaha TZR250 - Stan Stephens Tuning	7	12:03.862	2.567	2.567	75.89	1:41.931	3
3	24		Scott CARSON	Yamaha TZR250 - Brian Grays Powerbiking,All Eng	7	12:10.019	8.724	6.157	75.25	1:42.302	3
4	15		Billy PERKINS	Yamaha TZR 250 - T.w fuggle & son / Ashford farm:	7	12:17.555	16.260	7.536	74.48	1:43.422	4
5	66	C	Neil GRANT	Yamaha TZR250 - Merlin Performance	7	12:22.520	21.225	4.965	73.98	1:44.166	6
6	22		Rik BALLERINI	Yamaha TZR 250 - SCLS LTD, GECKO RACING, (7	12:22.790	21.495	0.270	73.95	1:44.763	4
7	57		Geoff MOOK	Yamaha TZR 250 -	7	12:23.420	22.125	0.630	73.89	1:44.166	6
8	146		Michael MACE	Yamaha TZR250 - Kevin Marshall	7	12:24.973	23.678	1.553	73.74	1:44.264	3
9	30		Alan COOPER	Yamaha TZR250 - twistgrip motorcycles	7	12:25.122	23.827	0.149	73.72	1:44.624	2
10	88		Michael STANLEY	Yamaha TZR 250 -	7	12:35.206	33.911	10.084	72.74	1:46.187	5
11	75	C	Barry MANTELL	Yamaha TZR250 - Swedish Car Connection	7	12:35.359	34.064	0.153	72.72	1:45.944	3
12	29		Derek CRIPPS	Yamaha TZR250 - Kelly Cripps - Team FBR	7	12:54.470	53.175	19.111	70.93	1:48.065	4
13	74		Paul WHITBY	Yamaha TZR 250 - Greybridge Ltd	7	13:01.804	1:00.509	7.334	70.26	1:49.338	4
14	8	C	David BALL	Yamaha TZR250 - Gardiner Page and Roe pension	7	13:08.980	1:07.685	7.176	69.62	1:51.362	4
15	27	C	Richard HAYWARD	Yamaha TZR250 - Hazel Motors/ Gforce	7	13:09.194	1:07.899	0.214	69.61	1:49.740	4
16	60		Daniel GOUGH	Yamaha TZR 250 - G Force Motorcycles	7	13:17.991	1:16.696	8.797	68.84	1:51.796	6
17	72	C	Chris THAY	Yamaha TZR250 - Scell-it uk	7	13:18.214	1:16.919	0.223	68.82	1:51.442	4
18	92	C	Andrew MOOK	Yamaha TZR250 -	7	13:30.712	1:29.417	12.498	67.76	1:53.935	5
19	100	R	Dan SUTHERLAND	Yamaha TZR 250 - www.ypmrc.co.uk	7	13:35.620	1:34.325	4.908	67.35	1:54.646	7
20	46	C	Kevin MARSHALL	Yamaha TZR250 -	7	13:57.006	1:55.711	21.386	65.63	1:56.923	2
21	199		Michael FROST	Yamaha TZR250 -	7	13:57.397	1:56.102	0.391	65.60	1:56.665	7
22	99	C	Paul FIRTH	Yamaha TZR250 - Joanne Porter	6	12:17.264	1 Lap	1 Lap	63.86	1:57.148	6
23	17	R	Dan MILES	Yamaha TZR250 -	6	12:17.389	1 Lap	0.125	63.85	2:00.045	2
24	33	C	Kieran LEWIS	Yamaha TZR250 - Controls For Doors Ltd/ G Force	6	12:31.598	1 Lap	14.209	62.65	2:01.583	6
25	25	C	Stephen WIMBLE	Yamaha TZR 250 - S.B.W Contractor	6	12:33.105	1 Lap	1.507	62.52	2:02.839	5
26	87	C	Denise BUTTON	Yamaha TZR 250 -	6	12:39.336	1 Lap	6.231	62.01	2:02.932	2
27	41	C	Paul BOWLING	Yamaha TDR -	6	13:23.183	1 Lap	43.847	58.62	2:09.936	2

NOT CLASSIFIED

DNF	42	C	Martin PEARSON	Yamaha TZR250 - Viking Inspection	5	10:06.363	2 Laps	1 Lap	64.71	1:58.640	5
DNF	4		Denis HALIL	Yamaha TZR250 - D & A AUTOS	3	5:32.718	4 Laps	2 Laps	70.76	1:46.894	2
DNF	65	C	Nigel TERRY	Yamaha TZR250 - NTrap Garage Doors	3	6:42.518	4 Laps	1:09.800	58.49	2:11.040	2
DNF	67		Mark BAILEY	Yamaha TZR250 -	0						
DNF	73	R	Colvin TURNER	Yamaha TZR250 -	0						
NS	53	C	Alan COATES	Yamaha TZR250 - Clarendon Motorcycles Hull	0						
NS	26	C	Damian LEE	Yamaha TZR250 - Leed Autos	0						

FASTEST LAP

19			Peter BRANTON	Yamaha TZR 250 - Exactweld Racing	2	1:41.833		77.06 mph	124.02 kph
66	C		Neil GRANT	Yamaha TZR250 - Merlin Performance	6	1:44.166		75.34 mph	121.25 kph
100	R		Dan SUTHERLAND	Yamaha TZR 250 - www.ypmrc.co.uk	7	1:54.646		68.45 mph	110.16 kph

Class - 92.5% of Race Speed = 70.44 mph
 Class C - 92.5% of Race Speed = 68.43 mph
 Class R - 92.5% of Race Speed = 62.29 mph

Cadwell Park: 2.1800 miles

Race Distance: 7 Laps / 15.26 miles

Start: 17:52 Flag 18:04 End: 18:07

Weather / Track : Cloudy / Dry
These results are provisional until the conclusion of any judicial and technical matters.

Clerk Of Course :	Stewards :	Timekeeper : Sarah Evans
-------------------	------------	--------------------------

 Results can be found at www.tsl-timing.com

Printed - 18:07 Saturday, 26 June 2021



BMCRC - MRO Championships 2021 - Rnd 3 @ Cadwell Park

DFDS Yamaha Past Masters

RACE 16 - LAP CHART

LAP 1 @ 17:54:44.593

NO	BEHIND	LAP TIME
19		1:47.626
13	0.288	1:47.914
24	0.626	1:48.252
22	1.899	1:49.525
57	3.621	1:51.247
30	3.661	1:51.287
15	4.146	1:51.772
146	4.667	1:52.293
66	5.720	1:53.346
4	6.507	1:54.133
88	6.523	1:54.149
75	7.399	1:55.025
8	9.815	1:57.441
60	12.170	1:59.796
72	12.534	2:00.160
74	12.662	2:00.288
29	12.790	2:00.416
27	13.171	2:00.797
100	15.033	2:02.659
92	15.977	2:03.603
46	18.444	2:06.070
42	20.177	2:07.803
199	21.158	2:08.784
17	22.224	2:09.850
99	24.720	2:12.346
25	25.558	2:13.184
87	25.957	2:13.583
33	26.357	2:13.983
65	31.683	2:19.309
41	33.094	2:20.720

LAP 2 @ 17:56:26.426

NO	BEHIND	LAP TIME
19		1:41.833
13	0.766	1:42.311
24	1.162	1:42.369
22	5.094	1:45.028
30	6.452	1:44.624
15	6.864	1:44.551
57	8.280	1:46.492
146	8.790	1:45.956
66	9.724	1:45.837
4	11.568	1:46.894
75	11.820	1:46.254
88	12.360	1:47.670
8	19.435	1:51.453
29	19.660	1:48.703
74	21.324	1:50.495
60	23.858	1:53.521
72	24.135	1:53.434
27	24.229	1:52.891
100	28.284	1:55.084
92	29.165	1:55.021
46	33.534	1:56.923
42	37.828	1:59.484
199	38.199	1:58.874
17	40.436	2:00.045
99	45.435	2:02.548
87	47.056	2:02.932
25	47.817	2:04.092
33	47.893	2:03.369
65	1:00.890	2:11.040

41 1:01.197 2:09.936

LAP 3 @ 17:58:08.413

NO	BEHIND	LAP TIME
19		1:41.987
13	0.710	1:41.931
24	1.477	1:42.302
22	8.673	1:45.566
15	8.986	1:44.109
30	9.170	1:44.705
146	11.067	1:44.264
57	12.117	1:45.824
66	12.589	1:44.852
75	15.777	1:45.944
88	16.699	1:46.326
4	21.272	1:51.691
29	27.298	1:49.625
8	29.448	1:52.000
74	29.634	1:50.297
60	35.849	1:53.978
27	35.939	1:53.697
72	36.362	1:54.214
100	41.848	1:55.551
92	42.514	1:55.336
46	49.666	1:58.119
199	54.327	1:58.115
42	55.871	2:00.030
17	58.978	2:00.529
99	1:05.118	2:01.670
87	1:09.283	2:04.214
33	1:09.704	2:03.798
25	1:09.957	2:04.127
65	1:31.072	2:12.169
41	1:31.472	2:12.262

LAP 4 @ 17:59:50.569

NO	BEHIND	LAP TIME
19		1:42.156
13	0.756	1:42.202
24	2.170	1:42.849
15	10.252	1:43.422
22	11.280	1:44.763
30	13.612	1:46.598
146	14.216	1:45.305
66	15.176	1:44.743
57	15.660	1:45.699
75	19.886	1:46.265
88	21.089	1:46.546
29	33.207	1:48.065
74	36.816	1:49.338
8	38.654	1:51.362
27	43.523	1:49.740
72	45.648	1:51.442
60	46.773	1:53.080
92	54.442	1:54.084
100	56.328	1:56.636
46	1:06.793	1:59.283
199	1:11.603	1:59.432
42	1:14.121	2:00.406
17	1:19.880	2:03.058
99	1:26.160	2:03.198
87	1:31.815	2:04.688
33	1:32.182	2:04.634
25	1:33.161	2:05.360

LAP 5 @ 18:01:32.924

NO	BEHIND	LAP TIME
19		1:42.355
13	0.835	1:42.434
24	3.071	1:43.256
15	12.403	1:44.506
22	14.566	1:45.641
30	17.188	1:45.931
66	17.753	1:44.932
146	18.332	1:46.471
57	18.469	1:45.164
41	1 Lap	2:14.943
75	23.550	1:46.019
88	24.921	1:46.187
29	39.076	1:48.224
74	44.722	1:50.261
8	48.745	1:52.446
27	51.660	1:50.492
72	55.527	1:52.234
60	56.442	1:52.024
92	1:06.022	1:53.935
100	1:09.623	1:55.650
46	1:22.410	1:57.972
199	1:27.662	1:58.414
42	1:30.406	1:58.640
17	1:38.947	2:01.422

LAP 6 @ 18:03:14.955

NO	BEHIND	LAP TIME
19		1:42.031
99	1 Lap	2:00.354
13	2.477	1:43.673
24	7.130	1:46.090
25	1 Lap	2:02.839
33	1 Lap	2:04.231
15	15.118	1:44.746
87	1 Lap	2:09.570
22	18.919	1:46.384
66	19.888	1:44.166
57	20.604	1:44.166
30	21.082	1:45.925
146	21.865	1:45.564
75	29.308	1:47.789
88	30.618	1:47.728
29	46.582	1:49.537
41	1 Lap	2:12.217
74	52.996	1:50.305
8	59.405	1:52.691
27	59.814	1:50.185
72	1:05.657	1:52.161
60	1:06.207	1:51.796
92	1:18.083	1:54.092
100	1:22.986	1:55.394
46	1:39.253	1:58.874
199	1:42.744	1:57.113

LAP 7 @ 18:04:58.262

NO	BEHIND	LAP TIME
19		1:43.307
13	2.567	1:43.397
24	8.724	1:44.901
99	1 Lap	1:57.148
17	1 Lap	2:02.485

15	16.260	1:44.449
66	21.225	1:44.644
22	21.495	1:45.883
57	22.125	1:44.828
146	23.678	1:45.120
30	23.827	1:46.052
33	1 Lap	2:01.583
25	1 Lap	2:03.503
88	33.911	1:46.600
75	34.064	1:48.063
87	1 Lap	2:04.349
29	53.175	1:49.900
74	1:00.509	1:50.820
8	1:07.685	1:51.587
27	1:07.899	1:51.392
60	1:16.696	1:53.796
72	1:16.919	1:54.569
41	1 Lap	2:13.105
92	1:29.417	1:54.641
100	1:34.325	1:54.646
46	1:55.711	1:59.765
199	1:56.102	1:56.665

Weather / Track : Cloudy / Dry

Results can be found at www.tsl-timing.com

Cadwell Park
Circuit Length = 2.1800 miles
Start: 17:52 Flag 18:04 End: 18:07

Printed - 18:07 Saturday, 26 June 2021

BMCRG - MRO Championships 2021 - Rnd 3 @ Cadwell Park

DFDS Yamaha Past Masters

RACE 16 - SECTOR ANALYSIS



SECTOR 1 = FL to I1, SECTOR 2 = I1 to FL, DIFF = Difference To Personal Best Lap, P = Crossed Finish Line in Pit Lane, D = Time Disallowed

P1 19		Peter BRANTON		Yamaha TZR 250 - Exactweld Racing		
IDEAL LAP TIME : 1:41.539		BEST LAP TIME : 1:41.833		DIFFERENCE : 0.294		
LAP	SECTOR 1	SECTOR 2	LAP TIME	MPH	DIFF	TIME OF DAY
1 -		43.114	1:47.626	72.91	5.793	17:54:44.593
2 -	58.643	43.190	1:41.833 (1)	77.06		17:56:26.426
3 -	58.669	43.318	1:41.987 (2)	76.95	0.154	17:58:08.413
4 -	58.798	43.358	1:42.156	76.82	0.323	17:59:50.569
5 -	59.397	42.958	1:42.355	76.67	0.522	18:01:32.924
6 -	58.581	43.450	1:42.031 (3)	76.91	0.198	18:03:14.955
7 -	59.751	43.556	1:43.307	75.96	1.474	18:04:58.262

P2 13		Doug EDMONDSON		Yamaha TZR250 - Stan Stephens Tuning		
IDEAL LAP TIME : 1:41.812		BEST LAP TIME : 1:41.931		DIFFERENCE : 0.119		
LAP	SECTOR 1	SECTOR 2	LAP TIME	MPH	DIFF	TIME OF DAY
1 -		42.762	1:47.914	72.72	5.983	17:54:44.881
2 -	59.545	42.766	1:42.311 (3)	76.70	0.380	17:56:27.192
3 -	59.448	42.483	1:41.931 (1)	76.99		17:58:09.123
4 -	59.591	42.611	1:42.202 (2)	76.78	0.271	17:59:51.325
5 -	1:00.070	42.364	1:42.434	76.61	0.503	18:01:33.759
6 -	1:00.762	42.911	1:43.673	75.70	1.742	18:03:17.432
7 -	1:00.580	42.817	1:43.397	75.90	1.466	18:05:00.829

P3 24		Scott CARSON		Yamaha TZR250 - Brian Grays Powerbiking,All England Diamon		
IDEAL LAP TIME : 1:42.302		BEST LAP TIME : 1:42.302		DIFFERENCE : 0.000		
LAP	SECTOR 1	SECTOR 2	LAP TIME	MPH	DIFF	TIME OF DAY
1 -		42.747	1:48.252	72.49	5.950	17:54:45.219
2 -	59.654	42.715	1:42.369 (2)	76.66	0.067	17:56:27.588
3 -	59.636	42.666	1:42.302 (1)	76.71		17:58:09.890
4 -	59.856	42.993	1:42.849 (3)	76.30	0.547	17:59:52.739
5 -	1:00.209	43.047	1:43.256	76.00	0.954	18:01:35.995
6 -	1:01.217	44.873	1:46.090	73.97	3.788	18:03:22.085
7 -	1:01.059	43.842	1:44.901	74.81	2.599	18:05:06.986

P4 15		Billy PERKINS		Yamaha TZR 250 - T.w fuggle & son / Ashford tarmac		
IDEAL LAP TIME : 1:43.422		BEST LAP TIME : 1:43.422		DIFFERENCE : 0.000		
LAP	SECTOR 1	SECTOR 2	LAP TIME	MPH	DIFF	TIME OF DAY
1 -		44.355	1:51.772	70.21	8.350	17:54:48.739
2 -	1:00.923	43.628	1:44.551	75.06	1.129	17:56:33.290
3 -	1:00.673	43.436	1:44.109 (2)	75.38	0.687	17:58:17.399
4 -	1:00.246	43.176	1:43.422 (1)	75.88		18:00:00.821
5 -	1:00.946	43.560	1:44.506	75.09	1.084	18:01:45.327
6 -	1:00.965	43.781	1:44.746	74.92	1.324	18:03:30.073
7 -	1:01.121	43.328	1:44.449 (3)	75.13	1.027	18:05:14.522

P5 66 C		Neil GRANT		Yamaha TZR250 - Merlin Performance		
IDEAL LAP TIME : 1:44.017		BEST LAP TIME : 1:44.166		DIFFERENCE : 0.149		
LAP	SECTOR 1	SECTOR 2	LAP TIME	MPH	DIFF	TIME OF DAY
1 -		44.457	1:53.346	69.23	9.180	17:54:50.313
2 -	1:01.230	44.607	1:45.837	74.15	1.671	17:56:36.150
3 -	1:00.894	43.958	1:44.852	74.84	0.686	17:58:21.002
4 -	1:00.698	44.045	1:44.743 (3)	74.92	0.577	18:00:05.745
5 -	1:00.500	44.432	1:44.932	74.79	0.766	18:01:50.677
6 -	1:00.634	43.532	1:44.166 (1)	75.34		18:03:34.843
7 -	1:00.485	44.159	1:44.644 (2)	74.99	0.478	18:05:19.487

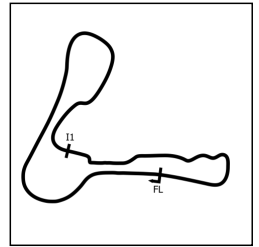
Weather / Track : Cloudy / Dry

Cadwell Park
 Circuit Length = 2.1800 miles
 Start: 17:52 Flag 18:04 End: 18:07

BMCRC - MRO Championships 2021 - Rnd 3 @ Cadwell Park

DFDS Yamaha Past Masters

RACE 16 - SECTOR ANALYSIS



SECTOR 1 = FL to I1, SECTOR 2 = I1 to FL, DIFF = Difference To Personal Best Lap, P = Crossed Finish Line in Pit Lane, D = Time Disallowed

P6 22		Rik BALLERINI		Yamaha TZR 250 - SCLS LTD, GECKO RACING, CAMBRIDGE			
IDEAL LAP TIME : 1:44.183		BEST LAP TIME : 1:44.763		DIFFERENCE : 0.580			
LAP	SECTOR 1	SECTOR 2	LAP TIME	MPH	DIFF	TIME OF DAY	
1 -		43.448	1:49.525	71.65	4.762	17:54:46.492	
2 -	1:00.735	44.293	1:45.028 (2)	74.72	0.265	17:56:31.520	
3 -	1:01.177	44.389	1:45.566 (3)	74.34	0.803	17:58:17.086	
4 -	1:01.177	43.586	1:44.763 (1)	74.91		18:00:01.849	
5 -	1:00.779	44.862	1:45.641	74.28	0.878	18:01:47.490	
6 -	1:01.476	44.908	1:46.384	73.77	1.621	18:03:33.874	
7 -	1:02.301	43.582	1:45.883	74.12	1.120	18:05:19.757	

P7 57		Geoff MOOK		Yamaha TZR 250 -			
IDEAL LAP TIME : 1:43.911		BEST LAP TIME : 1:44.166		DIFFERENCE : 0.255			
LAP	SECTOR 1	SECTOR 2	LAP TIME	MPH	DIFF	TIME OF DAY	
1 -		44.424	1:51.247	70.54	7.081	17:54:48.214	
2 -	1:01.754	44.738	1:46.492	73.69	2.326	17:56:34.706	
3 -	1:01.714	44.110	1:45.824	74.16	1.658	17:58:20.530	
4 -	1:01.533	44.166	1:45.699	74.24	1.533	18:00:06.229	
5 -	1:00.420	44.744	1:45.164 (3)	74.62	0.998	18:01:51.393	
6 -	1:00.675	43.491	1:44.166 (1)	75.34		18:03:35.559	
7 -	1:00.841	43.987	1:44.828 (2)	74.86	0.662	18:05:20.387	

P8 146		Michael MACE		Yamaha TZR250 - Kevin Marshall			
IDEAL LAP TIME : 1:44.185		BEST LAP TIME : 1:44.264		DIFFERENCE : 0.079			
LAP	SECTOR 1	SECTOR 2	LAP TIME	MPH	DIFF	TIME OF DAY	
1 -		43.650	1:52.293	69.88	8.029	17:54:49.260	
2 -	1:00.861	45.095	1:45.956	74.06	1.692	17:56:35.216	
3 -	1:00.940	43.324	1:44.264 (1)	75.27		17:58:19.480	
4 -	1:01.446	43.859	1:45.305 (3)	74.52	1.041	18:00:04.785	
5 -	1:01.682	44.789	1:46.471	73.71	2.207	18:01:51.256	
6 -	1:01.377	44.187	1:45.564	74.34	1.300	18:03:36.820	
7 -	1:01.413	43.707	1:45.120 (2)	74.65	0.856	18:05:21.940	

P9 30		Alan COOPER		Yamaha TZR250 - twistgrip motorcycles			
IDEAL LAP TIME : 1:44.399		BEST LAP TIME : 1:44.624		DIFFERENCE : 0.225			
LAP	SECTOR 1	SECTOR 2	LAP TIME	MPH	DIFF	TIME OF DAY	
1 -		44.155	1:51.287	70.52	6.663	17:54:48.254	
2 -	1:00.856	43.768	1:44.624 (1)	75.01		17:56:32.878	
3 -	1:00.767	43.938	1:44.705 (2)	74.95	0.081	17:58:17.583	
4 -	1:00.968	45.630	1:46.598	73.62	1.974	18:00:04.181	
5 -	1:01.182	44.749	1:45.931	74.08	1.307	18:01:50.112	
6 -	1:02.293	43.632	1:45.925 (3)	74.09	1.301	18:03:36.037	
7 -	1:01.585	44.467	1:46.052	74.00	1.428	18:05:22.089	

P10 88		Michael STANLEY		Yamaha TZR 250 -			
IDEAL LAP TIME : 1:46.187		BEST LAP TIME : 1:46.187		DIFFERENCE : 0.000			
LAP	SECTOR 1	SECTOR 2	LAP TIME	MPH	DIFF	TIME OF DAY	
1 -		44.933	1:54.149	68.75	7.962	17:54:51.116	
2 -	1:02.719	44.951	1:47.670	72.89	1.483	17:56:38.786	
3 -	1:02.074	44.252	1:46.326 (2)	73.81	0.139	17:58:25.112	
4 -	1:02.206	44.340	1:46.546 (3)	73.65	0.359	18:00:11.658	
5 -	1:02.027	44.160	1:46.187 (1)	73.90		18:01:57.845	
6 -	1:02.853	44.875	1:47.728	72.85	1.541	18:03:45.573	
7 -	1:02.063	44.537	1:46.600	73.62	0.413	18:05:32.173	

Weather / Track : Cloudy / Dry

Cadwell Park
 Circuit Length = 2.1800 miles
 Start: 17:52 Flag 18:04 End: 18:07

BMCRC - MRO Championships 2021 - Rnd 3 @ Cadwell Park

DFDS Yamaha Past Masters

RACE 16 - SECTOR ANALYSIS



SECTOR 1 = FL to I1, SECTOR 2 = I1 to FL, DIFF = Difference To Personal Best Lap, P = Crossed Finish Line in Pit Lane, D = Time Disallowed

P11 75 C		Barry MANTELL		Yamaha TZR250 - Swedish Car Connection			
IDEAL LAP TIME : 1:45.717		BEST LAP TIME : 1:45.944		DIFFERENCE : 0.227			
LAP	SECTOR 1	SECTOR 2	LAP TIME	MPH	DIFF	TIME OF DAY	
1 -		44.944	1:55.025	68.22	9.081	17:54:51.992	
2 -	1:01.349	44.905	1:46.254 (3)	73.86	0.310	17:56:38.246	
3 -	1:01.178	44.766	1:45.944 (1)	74.07		17:58:24.190	
4 -	1:01.726	44.539	1:46.265	73.85	0.321	18:00:10.455	
5 -	1:01.319	44.700	1:46.019 (2)	74.02	0.075	18:01:56.474	
6 -	1:02.054	45.735	1:47.789	72.80	1.845	18:03:44.263	
7 -	1:01.897	46.166	1:48.063	72.62	2.119	18:05:32.326	

P12 29		Derek CRIPPS		Yamaha TZR250 - Kelly Cripps - Team FBR			
IDEAL LAP TIME : 1:47.785		BEST LAP TIME : 1:48.065		DIFFERENCE : 0.280			
LAP	SECTOR 1	SECTOR 2	LAP TIME	MPH	DIFF	TIME OF DAY	
1 -		46.088	2:00.416	65.17	12.351	17:54:57.383	
2 -	1:03.330	45.373	1:48.703 (3)	72.19	0.638	17:56:46.086	
3 -	1:04.709	44.916	1:49.625	71.59	1.560	17:58:35.711	
4 -	1:02.904	45.161	1:48.065 (1)	72.62		18:00:23.776	
5 -	1:02.869	45.355	1:48.224 (2)	72.51	0.159	18:02:12.000	
6 -	1:02.966	46.571	1:49.537	71.64	1.472	18:04:01.537	
7 -	1:03.868	46.032	1:49.900	71.41	1.835	18:05:51.437	

P13 74		Paul WHITBY		Yamaha TZR 250 - Greybridge Ltd			
IDEAL LAP TIME : 1:49.338		BEST LAP TIME : 1:49.338		DIFFERENCE : 0.000			
LAP	SECTOR 1	SECTOR 2	LAP TIME	MPH	DIFF	TIME OF DAY	
1 -		46.678	2:00.288	65.24	10.950	17:54:57.255	
2 -	1:04.482	46.013	1:50.495	71.02	1.157	17:56:47.750	
3 -	1:04.355	45.942	1:50.297 (3)	71.15	0.959	17:58:38.047	
4 -	1:03.473	45.865	1:49.338 (1)	71.77		18:00:27.385	
5 -	1:03.784	46.477	1:50.261 (2)	71.17	0.923	18:02:17.646	
6 -	1:03.795	46.510	1:50.305	71.14	0.967	18:04:07.951	
7 -	1:04.362	46.458	1:50.820	70.81	1.482	18:05:58.771	

P14 8 C		David BALL		Yamaha TZR250 - Gardiner Page and Roe pension consultants			
IDEAL LAP TIME : 1:51.061		BEST LAP TIME : 1:51.362		DIFFERENCE : 0.301			
LAP	SECTOR 1	SECTOR 2	LAP TIME	MPH	DIFF	TIME OF DAY	
1 -		46.485	1:57.441	66.82	6.079	17:54:54.408	
2 -	1:04.899	46.554	1:51.453 (2)	70.41	0.091	17:56:45.861	
3 -	1:05.711	46.289	1:52.000	70.07	0.638	17:58:37.861	
4 -	1:04.772	46.590	1:51.362 (1)	70.47		18:00:29.223	
5 -	1:05.254	47.192	1:52.446	69.79	1.084	18:02:21.669	
6 -	1:05.513	47.178	1:52.691	69.64	1.329	18:04:14.360	
7 -	1:05.077	46.510	1:51.587 (3)	70.33	0.225	18:06:05.947	

P15 27 C		Richard HAYWARD		Yamaha TZR250 - Hazel Motors/ Gforce			
IDEAL LAP TIME : 1:49.740		BEST LAP TIME : 1:49.740		DIFFERENCE : 0.000			
LAP	SECTOR 1	SECTOR 2	LAP TIME	MPH	DIFF	TIME OF DAY	
1 -		46.519	2:00.797	64.96	11.057	17:54:57.764	
2 -	1:05.323	47.568	1:52.891	69.51	3.151	17:56:50.655	
3 -	1:05.738	47.959	1:53.697	69.02	3.957	17:58:44.352	
4 -	1:04.449	45.291	1:49.740 (1)	71.51		18:00:34.092	
5 -	1:04.765	45.727	1:50.492 (3)	71.02	0.752	18:02:24.584	
6 -	1:04.468	45.717	1:50.185 (2)	71.22	0.445	18:04:14.769	
7 -	1:04.820	46.572	1:51.392	70.45	1.652	18:06:06.161	

Weather / Track : Cloudy / Dry

Cadwell Park
 Circuit Length = 2.1800 miles
 Start: 17:52 Flag 18:04 End: 18:07

BMCRC - MRO Championships 2021 - Rnd 3 @ Cadwell Park

DFDS Yamaha Past Masters

RACE 16 - SECTOR ANALYSIS



SECTOR 1 = FL to I1, SECTOR 2 = I1 to FL, DIFF = Difference To Personal Best Lap, P = Crossed Finish Line in Pit Lane, D = Time Disallowed

P16 60		Daniel GOUGH		Yamaha TZR 250 - G Force Motorcycles		
IDEAL LAP TIME : 1:51.354		BEST LAP TIME : 1:51.796		DIFFERENCE : 0.442		
LAP	SECTOR 1	SECTOR 2	LAP TIME	MPH	DIFF	TIME OF DAY
1 -		47.763	1:59.796	65.51	8.000	17:54:56.763
2 -	1:05.783	47.738	1:53.521	69.13	1.725	17:56:50.284
3 -	1:05.926	48.052	1:53.978	68.85	2.182	17:58:44.262
4 -	1:06.103	46.977	1:53.080 (3)	69.40	1.284	18:00:37.342
5 -	1:05.080	46.944	1:52.024 (2)	70.05	0.228	18:02:29.366
6 -	1:04.944	46.852	1:51.796 (1)	70.19		18:04:21.162
7 -	1:04.502	49.294	1:53.796	68.96	2.000	18:06:14.958

P17 72 C		Chris THAY		Yamaha TZR250 - Scell-it uk		
IDEAL LAP TIME : 1:51.165		BEST LAP TIME : 1:51.442		DIFFERENCE : 0.277		
LAP	SECTOR 1	SECTOR 2	LAP TIME	MPH	DIFF	TIME OF DAY
1 -		47.909	2:00.160	65.31	8.718	17:54:57.127
2 -	1:05.592	47.842	1:53.434	69.18	1.992	17:56:50.561
3 -	1:05.760	48.454	1:54.214	68.71	2.772	17:58:44.775
4 -	1:04.838	46.604	1:51.442 (1)	70.42		18:00:36.217
5 -	1:05.249	46.985	1:52.234 (3)	69.92	0.792	18:02:28.451
6 -	1:04.759	47.402	1:52.161 (2)	69.97	0.719	18:04:20.612
7 -	1:04.561	50.008	1:54.569	68.50	3.127	18:06:15.181

P18 92 C		Andrew MOOK		Yamaha TZR250 -		
IDEAL LAP TIME : 1:53.587		BEST LAP TIME : 1:53.935		DIFFERENCE : 0.348		
LAP	SECTOR 1	SECTOR 2	LAP TIME	MPH	DIFF	TIME OF DAY
1 -		48.090	2:03.603	63.49	9.668	17:55:00.570
2 -	1:06.771	48.250	1:55.021	68.23	1.086	17:56:55.591
3 -	1:07.439	47.897	1:55.336	68.04	1.401	17:58:50.927
4 -	1:06.774	47.310	1:54.084 (2)	68.79	0.149	18:00:45.011
5 -	1:06.277	47.658	1:53.935 (1)	68.88		18:02:38.946
6 -	1:06.514	47.578	1:54.092 (3)	68.78	0.157	18:04:33.038
7 -	1:06.836	47.805	1:54.641	68.45	0.706	18:06:27.679

P19 100 R		Dan SUTHERLAND		Yamaha TZR 250 - www.ypmrc.co.uk		
IDEAL LAP TIME : 1:54.608		BEST LAP TIME : 1:54.646		DIFFERENCE : 0.038		
LAP	SECTOR 1	SECTOR 2	LAP TIME	MPH	DIFF	TIME OF DAY
1 -		48.418	2:02.659	63.98	8.013	17:54:59.626
2 -	1:07.063	48.021	1:55.084 (2)	68.19	0.438	17:56:54.710
3 -	1:07.168	48.383	1:55.551	67.91	0.905	17:58:50.261
4 -	1:08.695	47.941	1:56.636	67.28	1.990	18:00:46.897
5 -	1:07.393	48.257	1:55.650	67.86	1.004	18:02:42.547
6 -	1:07.233	48.161	1:55.394 (3)	68.01	0.748	18:04:37.941
7 -	1:07.101	47.545	1:54.646 (1)	68.45		18:06:32.587

P20 46 C		Kevin MARSHALL		Yamaha TZR250 -		
IDEAL LAP TIME : 1:56.762		BEST LAP TIME : 1:56.923		DIFFERENCE : 0.161		
LAP	SECTOR 1	SECTOR 2	LAP TIME	MPH	DIFF	TIME OF DAY
1 -		49.382	2:06.070	62.25	9.147	17:55:03.037
2 -	1:07.536	49.387	1:56.923 (1)	67.12		17:56:59.960
3 -	1:08.419	49.700	1:58.119 (3)	66.44	1.196	17:58:58.079
4 -	1:09.466	49.817	1:59.283	65.79	2.360	18:00:57.362
5 -	1:08.746	49.226	1:57.972 (2)	66.52	1.049	18:02:55.334
6 -	1:09.424	49.450	1:58.874	66.02	1.951	18:04:54.208
7 -	1:09.589	50.176	1:59.765	65.52	2.842	18:06:53.973

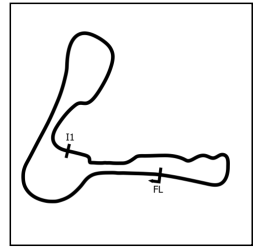
Weather / Track : Cloudy / Dry

Cadwell Park
Circuit Length = 2.1800 miles
Start: 17:52 Flag 18:04 End: 18:07

BMCRC - MRO Championships 2021 - Rnd 3 @ Cadwell Park

DFDS Yamaha Past Masters

RACE 16 - SECTOR ANALYSIS



SECTOR 1 = FL to I1, SECTOR 2 = I1 to FL, DIFF = Difference To Personal Best Lap, P = Crossed Finish Line in Pit Lane, D = Time Disallowed

P21 199		Michael FROST		Yamaha TZR250 -		
IDEAL LAP TIME : 1:56.351		BEST LAP TIME : 1:56.665		DIFFERENCE : 0.314		
LAP	SECTOR 1	SECTOR 2	LAP TIME	MPH	DIFF	TIME OF DAY
1 -		49.341	2:08.784	60.93	12.119	17:55:05.751
2 -	1:08.516	50.358	1:58.874	66.02	2.209	17:57:04.625
3 -	1:09.055	49.060	1:58.115 (3)	66.44	1.450	17:59:02.740
4 -	1:10.476	48.956	1:59.432	65.71	2.767	18:01:02.172
5 -	1:09.406	49.008	1:58.414	66.27	1.749	18:03:00.586
6 -	1:08.165	48.948	1:57.113 (2)	67.01	0.448	18:04:57.699
7 -	1:08.479	48.186	1:56.665 (1)	67.27		18:06:54.364

P22 99 C		Paul FIRTH		Yamaha TZR250 - Joanne Porter		
IDEAL LAP TIME : 1:57.148		BEST LAP TIME : 1:57.148		DIFFERENCE : 0.000		
LAP	SECTOR 1	SECTOR 2	LAP TIME	MPH	DIFF	TIME OF DAY
1 -		51.264	2:12.346	59.29	15.198	17:55:09.313
2 -	1:11.234	51.314	2:02.548	64.04	5.400	17:57:11.861
3 -	1:11.281	50.389	2:01.670 (3)	64.50	4.522	17:59:13.531
4 -	1:12.914	50.284	2:03.198	63.70	6.050	18:01:16.729
5 -	1:10.274	50.080	2:00.354 (2)	65.20	3.206	18:03:17.083
6 -	1:08.462	48.686	1:57.148 (1)	66.99		18:05:14.231

P23 17 R		Dan MILES		Yamaha TZR250 -		
IDEAL LAP TIME : 2:00.031		BEST LAP TIME : 2:00.045		DIFFERENCE : 0.014		
LAP	SECTOR 1	SECTOR 2	LAP TIME	MPH	DIFF	TIME OF DAY
1 -		51.245	2:09.850	60.43	9.805	17:55:06.817
2 -	1:09.743	50.302	2:00.045 (1)	65.37		17:57:06.862
3 -	1:09.729	50.800	2:00.529 (2)	65.11	0.484	17:59:07.391
4 -	1:12.249	50.809	2:03.058	63.77	3.013	18:01:10.449
5 -	1:10.923	50.499	2:01.422 (3)	64.63	1.377	18:03:11.871
6 -	1:11.465	51.020	2:02.485	64.07	2.440	18:05:14.356

P24 33 C		Kieran LEWIS		Yamaha TZR250 - Controls For Doors Ltd/ G Force Motorcycles		
IDEAL LAP TIME : 2:01.491		BEST LAP TIME : 2:01.583		DIFFERENCE : 0.092		
LAP	SECTOR 1	SECTOR 2	LAP TIME	MPH	DIFF	TIME OF DAY
1 -		50.555	2:13.983	58.57	12.400	17:55:10.950
2 -	1:11.773	51.596	2:03.369 (2)	63.61	1.786	17:57:14.319
3 -	1:12.592	51.206	2:03.798 (3)	63.39	2.215	17:59:18.117
4 -	1:13.162	51.472	2:04.634	62.96	3.051	18:01:22.751
5 -	1:13.731	50.500	2:04.231	63.17	2.648	18:03:26.982
6 -	1:11.865	49.718	2:01.583 (1)	64.54		18:05:28.565

P25 25 C		Stephen WIMBLE		Yamaha TZR 250 - S.B.W Contractor		
IDEAL LAP TIME : 2:02.238		BEST LAP TIME : 2:02.839		DIFFERENCE : 0.601		
LAP	SECTOR 1	SECTOR 2	LAP TIME	MPH	DIFF	TIME OF DAY
1 -		51.594	2:13.184	58.92	10.345	17:55:10.151
2 -	1:11.833	52.259	2:04.092 (3)	63.24	1.253	17:57:14.243
3 -	1:12.361	51.766	2:04.127	63.22	1.288	17:59:18.370
4 -	1:13.321	52.039	2:05.360	62.60	2.521	18:01:23.730
5 -	1:12.434	50.405	2:02.839 (1)	63.88		18:03:26.569
6 -	1:12.610	50.893	2:03.503 (2)	63.54	0.664	18:05:30.072

Weather / Track : Cloudy / Dry

Cadwell Park
Circuit Length = 2.1800 miles
Start: 17:52 Flag 18:04 End: 18:07

BMCR - MRO Championships 2021 - Rnd 3 @ Cadwell Park

DFDS Yamaha Past Masters

RACE 16 - SECTOR ANALYSIS



SECTOR 1 = FL to I1, SECTOR 2 = I1 to FL, DIFF = Difference To Personal Best Lap, P = Crossed Finish Line in Pit Lane, D = Time Disallowed

P26 87 C Denise BUTTON		Yamaha TZR 250 -				
IDEAL LAP TIME : 2:02.932		BEST LAP TIME : 2:02.932				
		DIFFERENCE : 0.000				
LAP	SECTOR 1	SECTOR 2	LAP TIME	MPH	DIFF	TIME OF DAY
1 -		52.132	2:13.583	58.75	10.651	17:55:10.550
2 -	1:11.217	51.715	2:02.932 (1)	63.84		17:57:13.482
3 -	1:12.394	51.820	2:04.214 (2)	63.18	1.282	17:59:17.696
4 -	1:12.546	52.142	2:04.688	62.94	1.756	18:01:22.384
5 -	1:16.190	53.380	2:09.570	60.57	6.638	18:03:31.954
6 -	1:11.672	52.677	2:04.349 (3)	63.11	1.417	18:05:36.303

P27 41 C Paul BOWLING		Yamaha TDR -				
IDEAL LAP TIME : 2:09.936		BEST LAP TIME : 2:09.936				
		DIFFERENCE : 0.000				
LAP	SECTOR 1	SECTOR 2	LAP TIME	MPH	DIFF	TIME OF DAY
1 -		54.974	2:20.720	55.77	10.784	17:55:17.687
2 -	1:15.752	54.184	2:09.936 (1)	60.39		17:57:27.623
3 -	1:16.845	55.417	2:12.262 (3)	59.33	2.326	17:59:39.885
4 -	1:18.811	56.132	2:14.943	58.15	5.007	18:01:54.828
5 -	1:17.452	54.765	2:12.217 (2)	59.35	2.281	18:04:07.045
6 -	1:17.893	55.212	2:13.105	58.96	3.169	18:06:20.150

P28 42 C Martin PEARSON		Yamaha TZR250 - Viking Inspection				
IDEAL LAP TIME : 1:58.640		BEST LAP TIME : 1:58.640				
		DIFFERENCE : 0.000				
LAP	SECTOR 1	SECTOR 2	LAP TIME	MPH	DIFF	TIME OF DAY
1 -		49.983	2:07.803	61.40	9.163	17:55:04.770
2 -	1:09.324	50.160	1:59.484 (2)	65.68	0.844	17:57:04.254
3 -	1:09.548	50.482	2:00.030 (3)	65.38	1.390	17:59:04.284
4 -	1:10.303	50.103	2:00.406	65.18	1.766	18:01:04.690
5 -	1:08.967	49.673	1:58.640 (1)	66.15		18:03:03.330

P29 4 Denis HALIL		Yamaha TZR250 - D & A AUTOS				
IDEAL LAP TIME : 1:45.999		BEST LAP TIME : 1:46.894				
		DIFFERENCE : 0.895				
LAP	SECTOR 1	SECTOR 2	LAP TIME	MPH	DIFF	TIME OF DAY
1 -		44.349	1:54.133 (3)	68.76	7.239	17:54:51.100
2 -	1:01.650	45.244	1:46.894 (1)	73.41		17:56:37.994
3 -	1:03.077	48.614	1:51.691 (2)	70.26	4.797	17:58:29.685

P30 65 C Nigel TERRY		Yamaha TZR250 - NTrap Garage Doors				
IDEAL LAP TIME : 2:10.251		BEST LAP TIME : 2:11.040				
		DIFFERENCE : 0.789				
LAP	SECTOR 1	SECTOR 2	LAP TIME	MPH	DIFF	TIME OF DAY
1 -		54.798	2:19.309 (3)	56.33	8.269	17:55:16.276
2 -	1:15.453	55.587	2:11.040 (1)	59.89		17:57:27.316
3 -	1:16.359	55.810	2:12.169 (2)	59.37	1.129	17:59:39.485

Weather / Track : Cloudy / Dry

Cadwell Park
Circuit Length = 2.1800 miles
Start: 17:52 Flag 18:04 End: 18:07

BMCRC - MRO Championships 2021 - Rnd 3 @ Cadwell Park

DFDS Yamaha Past Masters

RACE 16 - BEST SECTORS

SECTOR 1			SECTOR 2			IDEAL / BEST COMPARISON						
POS	NO	NAME	TIME	NO	NAME	TIME	POS	NO	NAME	IDEAL	BEST	DIFF
									PERFECT LAP	1:40.945		
1	19	BRANTON	58.581	13	EDMONDSON	42.364	1	19	BRANTON	1:41.539	1:41.833	0.294
2	13	EDMONDSON	59.448	24	CARSON	42.666	2	13	EDMONDSON	1:41.812	1:41.931	0.119
3	24	CARSON	59.636	19	BRANTON	42.958	3	24	CARSON	1:42.302	1:42.302	0.000
4	15	PERKINS	1:00.246	15	PERKINS	43.176	4	15	PERKINS	1:43.422	1:43.422	0.000
5	57	MOOK	1:00.420	146	MACE	43.324	5	57	MOOK	1:43.911	1:44.166	0.255
6	66	GRANT	1:00.485	22	BALLERINI	43.448	6	66	GRANT	1:44.017	1:44.166	0.149
7	22	BALLERINI	1:00.735	57	MOOK	43.491	7	22	BALLERINI	1:44.183	1:44.763	0.580
8	30	COOPER	1:00.767	66	GRANT	43.532	8	146	MACE	1:44.185	1:44.264	0.079
9	146	MACE	1:00.861	30	COOPER	43.632	9	30	COOPER	1:44.399	1:44.624	0.225
10	75	MANTELL	1:01.178	88	STANLEY	44.160	10	75	MANTELL	1:45.717	1:45.944	0.227
11	4	HALIL	1:01.650	4	HALIL	44.349	11	4	HALIL	1:45.999	1:46.894	0.895
12	88	STANLEY	1:02.027	75	MANTELL	44.539	12	88	STANLEY	1:46.187	1:46.187	0.000
13	29	CRIPPS	1:02.869	29	CRIPPS	44.916	13	29	CRIPPS	1:47.785	1:48.065	0.280
14	74	WHITBY	1:03.473	27	HAYWARD	45.291	14	74	WHITBY	1:49.338	1:49.338	0.000
15	27	HAYWARD	1:04.449	74	WHITBY	45.865	15	27	HAYWARD	1:49.740	1:49.740	0.000
16	60	GOUGH	1:04.502	8	BALL	46.289	16	8	BALL	1:51.061	1:51.362	0.301
17	72	THAY	1:04.561	72	THAY	46.604	17	72	THAY	1:51.165	1:51.442	0.277
18	8	BALL	1:04.772	60	GOUGH	46.852	18	60	GOUGH	1:51.354	1:51.796	0.442
19	92	MOOK	1:06.277	92	MOOK	47.310	19	92	MOOK	1:53.587	1:53.935	0.348
20	100	SUTHERLAND	1:07.063	100	SUTHERLAND	47.545	20	100	SUTHERLAND	1:54.608	1:54.646	0.038
21	46	MARSHALL	1:07.536	199	FROST	48.186	21	199	FROST	1:56.351	1:56.665	0.314
22	199	FROST	1:08.165	99	FIRTH	48.686	22	46	MARSHALL	1:56.762	1:56.923	0.161
23	99	FIRTH	1:08.462	46	MARSHALL	49.226	23	99	FIRTH	1:57.148	1:57.148	0.000
24	42	PEARSON	1:08.967	42	PEARSON	49.673	24	42	PEARSON	1:58.640	1:58.640	0.000
25	17	MILES	1:09.729	33	LEWIS	49.718	25	17	MILES	2:00.031	2:00.045	0.014
26	87	BUTTON	1:11.217	17	MILES	50.302	26	33	LEWIS	2:01.491	2:01.583	0.092
27	33	LEWIS	1:11.773	25	WIMBLE	50.405	27	25	WIMBLE	2:02.238	2:02.839	0.601
28	25	WIMBLE	1:11.833	87	BUTTON	51.715	28	87	BUTTON	2:02.932	2:02.932	0.000
29	65	TERRY	1:15.453	41	BOWLING	54.184	29	41	BOWLING	2:09.936	2:09.936	0.000
30	41	BOWLING	1:15.752	65	TERRY	54.798	30	65	TERRY	2:10.251	2:11.040	0.789
31												
32												

Weather / Track : Cloudy / Dry

Cadwell Park
 Circuit Length = 2.1800 miles
 Start: 17:52 Flag 18:04 End: 18:07

Results can be found at www.tsl-timing.com

Printed - 18:07 Saturday, 26 June 2021

BMCRC - MRO Championships 2021 - Rnd 3 @ Cadwell Park

DFDS Yamaha Past Masters

RACE 16 - STATISTICS

Competitors Started 31
Planned Start 2021-06-26 @ 17:05:00.000
Actual Start 2021-06-26 @ 17:52:56.966
Finish Time 2021-06-26 @ 18:04:58.261
Track Length 2.1800mi.
Total Laps 194
Total Distance Covered 422.9236mi.

Session Fastest Lap History

NO	CL	NAME	LAP TIME	TIME OF DAY	LAP	VEHICLE
19		Peter BRANTON	1:47.626	17:54:44.599	1	Yamaha TZR 250
19		Peter BRANTON	1:41.833	17:56:26.432	2	Yamaha TZR 250

Session Leader History

NO	CL	NAME	FROM LAP	LAPS LED	DISTANCE	VEHICLE
19		Peter BRANTON	1	7	15.26 miles	Yamaha TZR 250

Flag History

TYPE	TIME OF DAY
GREEN	17:52:56.966
FINISH	18:04:58.261

Flag Statistics

TYPE	COUNT	TOTAL LAPS	TOTAL TIME
Green	1	7	14:03.713
Red	0	0	0.000
Safety Car	0	0	0.000
FCY	0	0	0.000

BMCRC - MRO Championships 2021 - Rnd 3 @ Cadwell Park

DFDS Yamaha Past Masters

RACE 16 - STATISTICS

CLASS :

14 Starters

Fastest Lap History

NO	NAME	LAP TIME	TIME OF DAY	LAP	VEHICLE
19	Peter BRANTON	1:47.626	17:54:44.599	1	Yamaha TZR 250
19	Peter BRANTON	1:41.833	17:56:26.432	2	Yamaha TZR 250

Leader History

NO	NAME	FROM LAP	LAPS LED	DISTANCE	VEHICLE
19	Peter BRANTON	1	7	15.26 miles	Yamaha TZR 250

BMCRC - MRO Championships 2021 - Rnd 3 @ Cadwell Park

DFDS Yamaha Past Masters

RACE 16 - STATISTICS

CLASS : C

14 Starters

Fastest Lap History

NO	NAME	LAP TIME	TIME OF DAY	LAP	VEHICLE
66	Neil GRANT	1:53.346	17:54:50.341	1	Yamaha TZR250
66	Neil GRANT	1:45.837	17:56:36.178	2	Yamaha TZR250
66	Neil GRANT	1:44.852	17:58:21.030	3	Yamaha TZR250
66	Neil GRANT	1:44.743	18:00:05.773	4	Yamaha TZR250
66	Neil GRANT	1:44.166	18:03:34.872	6	Yamaha TZR250

Leader History

NO	NAME	FROM LAP	LAPS LED	DISTANCE	VEHICLE
66	Neil GRANT	1	7	15.26 miles	Yamaha TZR250

BMCRC - MRO Championships 2021 - Rnd 3 @ Cadwell Park

DFDS Yamaha Past Masters

RACE 16 - STATISTICS

CLASS : R

3 Starters

Fastest Lap History

NO	NAME	LAP TIME	TIME OF DAY	LAP	VEHICLE
100	Dan SUTHERLAND	2:02.659	17:54:59.641	1	Yamaha TZR 250
100	Dan SUTHERLAND	1:55.084	17:56:54.725	2	Yamaha TZR 250
100	Dan SUTHERLAND	1:54.646	18:06:32.602	7	Yamaha TZR 250

Leader History

NO	NAME	FROM LAP	LAPS LED	DISTANCE	VEHICLE
100	Dan SUTHERLAND	1	7	15.26 miles	Yamaha TZR 250

BMCRC - MRO Championships 2021 - Rnd 3 @ Cadwell Park
DFDS Yamaha Past Masters
RACE 6 - GRID (9 Laps)

ROW 12	34	26	Damian LEE			
ROW 11	31	73	Colvin TURNER	32	67	Mark BAILEY
ROW 10				29	41	Paul BOWLING
ROW 9	25	17	Dan MILES	26	33	Kieran LEWIS
ROW 8				23	99	Paul FIRTH
ROW 7	19	92	Andrew MOOK	20	100	Dan SUTHERLAND
ROW 6				17	72	Chris THAY
ROW 5	13	29	Derek CRIPPS	14	74	Paul WHITBY
ROW 4				11	88	Michael STANLEY
ROW 3	7	146	Michael MACE	8	30	Alan COOPER
ROW 2				5	66	Neil GRANT
ROW 1	1	19	Peter BRANTON	2	13	Doug EDMONDSON
			Pole	3	24	Scott CARSON

Cadwell Park

Circuit Length = 2.1800 miles

These results are provisional until the conclusion of any judicial and technical matters.

Clerk Of Course :	Stewards :	Timekeeper : Sarah Evans
-------------------	------------	--------------------------

 Results can be found at www.tsl-timing.com

Printed - 18:08 Saturday, 26 June 2021



BMCRC - MRO Championships 2021 - Rnd 3 @ Cadwell Park

DFDS Yamaha Past Masters

RACE 6 - CLASSIFICATION

POS	NO	CL	PIC NAME	ENTRY	LAPS	TIME	GAP	DIFF	MPH	BEST	ON
1	13		1 Doug EDMONDSON	Yamaha TZR250 - Stan Stephens Tuning	9	15:27.445			76.15	1:41.709	2
2	19		2 Peter BRANTON	Yamaha TZR 250 - Exactweld Racing	9	15:27.672	0.227	0.227	76.13	1:41.866	9
3	30		3 Alan COOPER	Yamaha TZR250 - twistgrip motorcycles	9	15:53.002	25.557	25.330	74.11	1:44.352	5
4	146		4 Michael MACE	Yamaha TZR250 - Kevin Marshall	9	15:55.280	27.835	2.278	73.93	1:44.103	7
5	22		5 Rik BALLERINI	Yamaha TZR 250 - SCLS LTD, GECKO RACING, (9	15:57.538	30.093	2.258	73.76	1:43.938	4
6	57		6 Geoff MOOK	Yamaha TZR 250 -	9	15:57.808	30.363	0.270	73.74	1:45.156	2
7	88		7 Michael STANLEY	Yamaha TZR 250 -	9	15:58.380	30.935	0.572	73.69	1:44.876	6
8	74		8 Paul WHITBY	Yamaha TZR 250 - Greybridge Ltd	9	16:13.331	45.886	14.951	72.56	1:46.082	3
9	75	C	1 Barry MANTELL	Yamaha TZR250 - Swedish Car Connection	9	16:18.673	51.228	5.342	72.17	1:46.780	3
10	29		9 Derek CRIPPS	Yamaha TZR250 - Kelly Cripps - Team FBR	9	16:23.942	56.497	5.269	71.78	1:46.846	5
11	27	C	2 Richard HAYWARD	Yamaha TZR250 - Hazel Motors/ Gforce	9	16:31.770	1:04.325	7.828	71.21	1:48.995	7
12	8	C	3 David BALL	Yamaha TZR250 - Gardiner Page and Roe pension	9	16:34.191	1:06.746	2.421	71.04	1:48.416	2
13	72	C	4 Chris THAY	Yamaha TZR250 - Scell-it uk	9	17:05.913	1:38.468	31.722	68.84	1:51.851	6
14	60		10 Daniel GOUGH	Yamaha TZR 250 - G Force Motorcycles	9	17:06.060	1:38.615	0.147	68.83	1:51.782	6
15	100	R	1 Dan SUTHERLAND	Yamaha TZR 250 - www.ypmrc.co.uk	9	17:16.741	1:49.296	10.681	68.12	1:53.047	4
16	199		11 Michael FROST	Yamaha TZR250 -	8	15:55.436	1 Lap	1 Lap	65.71	1:56.835	7
17	99	C	5 Paul FIRTH	Yamaha TZR250 - Joanne Porter	8	15:56.926	1 Lap	1.490	65.61	1:56.471	6
18	42	C	6 Martin PEARSON	Yamaha TZR250 - Viking Inspection	8	16:01.458	1 Lap	4.532	65.30	1:57.165	6
19	67		12 Mark BAILEY	Yamaha TZR250 -	8	16:12.091	1 Lap	10.633	64.58	1:57.735	5
20	33	C	7 Kieran LEWIS	Yamaha TZR250 - Controls For Doors Ltd/ G Force	8	16:13.610	1 Lap	1.519	64.48	1:58.958	6
21	17	R	2 Dan MILES	Yamaha TZR250 -	8	16:43.061	1 Lap	29.451	62.59	2:00.314	4
22	25	C	8 Stephen WIMBLE	Yamaha TZR 250 - S.B.W Contractor	8	16:49.474	1 Lap	6.413	62.19	2:03.675	6
23	65	C	9 Nigel TERRY	Yamaha TZR250 - NTrap Garage Doors	8	16:56.471	1 Lap	6.997	61.76	2:03.964	4
24	41	C	10 Paul BOWLING	Yamaha TDR -	7	15:28.264	2 Laps	1 Lap	59.18	2:09.797	3

NOT CLASSIFIED

DNF	24		Scott CARSON	Yamaha TZR250 - Brian Grays Powerbiking,All Eng	7	12:04.169	2 Laps		75.86	1:42.439	3
DNF	66	C	Neil GRANT	Yamaha TZR250 - Merlin Performance	7	12:18.356	2 Laps	14.187	74.40	1:43.940	5
DNF	15		Billy PERKINS	Yamaha TZR 250 - T.w fuggle & son / Ashford tarm:	7	12:18.651	2 Laps	0.295	74.37	1:43.836	4
DNF	92	C	Andrew MOOK	Yamaha TZR250 -	4	7:46.164	5 Laps	3 Laps	67.34	1:54.247	3
DNF	4		Denis HALIL	Yamaha TZR250 - D & A AUTOS	3	5:35.293	6 Laps	1 Lap	70.21	1:49.635	2
DNF	46	C	Kevin MARSHALL	Yamaha TZR250 -	3	5:59.079	6 Laps	23.786	65.56	1:56.081	2
NS	87	C	Denise BUTTON	Yamaha TZR 250 -	0						
NS	73	R	Colvin TURNER	Yamaha TZR250 -	0						
NS	53	C	Alan COATES	Yamaha TZR250 - Clarendon Motorcycles Hull	0						
NS	26	C	Damian LEE	Yamaha TZR250 - Leed Autos	0						

FASTEST LAP

13			Doug EDMONDSON	Yamaha TZR250 - Stan Stephens Tuning	2	1:41.709		77.16 mph	124.18 kph
66	C		Neil GRANT	Yamaha TZR250 - Merlin Performance	5	1:43.940		75.50 mph	121.51 kph
100	R		Dan SUTHERLAND	Yamaha TZR 250 - www.ypmrc.co.uk	4	1:53.047		69.42 mph	111.72 kph

Class - 92.5% of Race Speed = 70.43 mph
 Class C - 92.5% of Race Speed = 66.75 mph
 Class R - 92.5% of Race Speed = 63.01 mph

Cadwell Park: 2.1800 miles
 Race Distance: 9 Laps / 19.62 miles
 Start: 12:06 Flag 12:22 End: 12:24

Weather / Track : Cloudy / Dry

These results are provisional until the conclusion of any judicial and technical matters.

Clerk Of Course :	Stewards :	Timekeeper : Sarah Evans
-------------------	------------	--------------------------

Results can be found at www.tsl-timing.com

Printed - 12:25 Sunday, 27 June 2021



BMCRC - MRO Championships 2021 - Rnd 3 @ Cadwell Park

DFDS Yamaha Past Masters

RACE 6 - LAP CHART

LAP 1 @ 12:08:30.838

NO	BEHIND	LAP TIME
19		1:47.526
13	0.291	1:47.817
24	0.688	1:48.214
66	2.623	1:50.149
22	3.188	1:50.714
15	3.639	1:51.165
57	4.134	1:51.660
30	4.804	1:52.330
146	4.946	1:52.472
88	5.357	1:52.883
74	8.003	1:55.529
4	8.083	1:55.609
75	8.704	1:56.230
27	9.159	1:56.685
8	9.455	1:56.981
29	9.530	1:57.056
60	12.164	1:59.690
92	14.033	2:01.559
100	14.196	2:01.722
72	15.099	2:02.625
46	17.484	2:05.010
42	18.533	2:06.059
99	20.380	2:07.906
199	23.137	2:10.663
17	23.277	2:10.803
33	23.605	2:11.131
67	25.618	2:13.144
65	27.713	2:15.239
25	28.500	2:16.026
41	30.719	2:18.245

LAP 2 @ 12:10:12.838

NO	BEHIND	LAP TIME
13		1:41.709
19	0.698	1:42.698
24	1.231	1:42.543
66	5.811	1:45.188
22	6.145	1:44.957
15	6.425	1:44.786
57	7.290	1:45.156
30	8.101	1:45.297
146	8.602	1:45.656
88	9.086	1:45.729
74	12.353	1:46.350
75	14.094	1:47.390
4	15.718	1:49.635
8	15.871	1:48.416
27	16.198	1:49.039
29	16.462	1:48.932
60	24.601	1:54.437
72	25.852	1:52.753
100	26.221	1:54.025
92	27.593	1:55.560
46	31.565	1:56.081
42	35.458	1:58.925
99	37.702	1:59.322
199	40.824	1:59.687
33	41.986	2:00.381
67	42.282	1:58.664
25	52.835	2:06.335
65	52.984	2:07.271
17	57.070	2:15.793

LAP 3 @ 12:11:55.326

NO	BEHIND	LAP TIME
13		1:42.488
19	0.164	1:41.954
24	1.182	1:42.439
66	8.197	1:44.874
22	8.547	1:44.890
15	8.971	1:45.034
30	10.557	1:44.944
57	10.569	1:45.767
146	11.164	1:45.050
88	11.897	1:45.299
74	15.947	1:46.082
75	18.386	1:46.780
8	23.200	1:49.817
4	23.279	1:50.049
29	23.341	1:49.367
27	23.664	1:49.954
60	35.809	1:53.696
72	36.101	1:52.737
100	37.162	1:53.429
92	39.352	1:54.247
46	47.065	1:57.988
42	51.764	1:58.794
99	54.158	1:58.944
199	56.543	1:58.207
67	59.414	1:59.620
33	59.904	2:00.406
25	1:15.667	2:05.320
17	1:16.184	2:01.602
65	1:17.997	2:07.501
41	1:26.701	2:09.797

LAP 4 @ 12:13:38.463

NO	BEHIND	LAP TIME
19		1:42.973
13	0.311	1:43.448
24	0.887	1:42.842
66	9.022	1:43.962
22	9.348	1:43.938
15	9.670	1:43.836
30	12.186	1:44.766
146	13.060	1:45.033
57	13.117	1:45.685
88	13.877	1:45.117
74	19.504	1:46.694
75	23.214	1:47.965
29	28.961	1:48.757
27	30.023	1:49.496
8	30.064	1:50.001
72	46.291	1:53.327
60	46.608	1:53.936
100	47.072	1:53.047
92	51.013	1:54.798
42	1:08.296	1:59.669
99	1:09.927	1:58.906
199	1:11.310	1:57.904
33	1:18.380	2:01.613
67	1:18.706	2:02.429
17	1:33.361	2:00.314
25	1:36.543	2:04.013
65	1:38.824	2:03.964

LAP 5 @ 12:15:21.207

NO	BEHIND	LAP TIME
19		1:42.744
13	0.229	1:42.662
24	0.711	1:42.568
66	10.218	1:43.940
15	11.597	1:44.671
22	11.612	1:45.008
41	1 Lap	2:12.314
30	13.794	1:44.352
146	15.539	1:45.223
57	15.592	1:45.219
88	16.070	1:44.937
74	23.625	1:46.865
75	27.831	1:47.361
29	33.063	1:46.846
27	36.489	1:49.210
8	36.664	1:49.344
72	56.556	1:53.009
60	57.011	1:53.147
100	58.104	1:53.776
42	1:23.682	1:58.130
99	1:24.994	1:57.811
199	1:25.597	1:57.031
67	1:33.697	1:57.735
33	1:34.776	1:59.140

LAP 6 @ 12:17:03.731

NO	BEHIND	LAP TIME
13		1:42.295
19	0.581	1:43.105
24	1.079	1:42.892
17	1 Lap	2:00.853
66	12.974	1:45.280
15	14.342	1:45.269
25	1 Lap	2:04.233
22	15.998	1:46.910
30	16.402	1:45.132
146	17.821	1:44.806
65	1 Lap	2:04.719
88	18.422	1:44.876
57	19.159	1:46.091
74	28.412	1:47.311
75	33.543	1:48.236
29	39.102	1:48.563
27	43.289	1:49.324
8	43.629	1:49.489
41	1 Lap	2:13.209
72	1:05.883	1:51.851
60	1:06.269	1:51.782
100	1:09.938	1:54.358
42	1:38.323	1:57.165
99	1:38.941	1:56.471
199	1:39.996	1:56.923

LAP 7 @ 12:18:46.534

NO	BEHIND	LAP TIME
13		1:42.803
19	0.406	1:42.628
24	0.947	1:42.671
67	1 Lap	1:59.120
33	1 Lap	1:58.958
66	15.134	1:44.963

15	15.429	1:43.890
22	18.297	1:45.102
30	18.561	1:44.962
146	19.121	1:44.103
57	22.191	1:45.835
88	22.250	1:46.631
17	1 Lap	2:03.395
74	33.136	1:47.527
25	1 Lap	2:03.675
75	38.086	1:47.346
65	1 Lap	2:04.502
29	44.027	1:47.728
27	49.481	1:48.995
8	49.955	1:49.129
41	1 Lap	2:11.146
72	1:15.760	1:52.680
60	1:15.956	1:52.490
100	1:21.127	1:53.992

LAP 8 @ 12:20:28.633

NO	BEHIND	LAP TIME
13		1:42.099
19	0.485	1:42.178
99	1 Lap	1:57.665
199	1 Lap	1:56.835
42	1 Lap	2:00.560
30	21.997	1:45.535
146	22.952	1:45.930
22	23.520	1:47.322
67	1 Lap	2:00.047
57	25.787	1:45.695
88	26.706	1:46.555
33	1 Lap	2:01.850
74	39.237	1:48.200
75	45.128	1:49.141
29	51.089	1:49.161
17	1 Lap	2:04.222
27	56.842	1:49.460
8	58.539	1:50.683
25	1 Lap	2:05.076
65	1 Lap	2:06.649
72	1:26.597	1:52.936
60	1:26.920	1:53.063
100	1:35.330	1:56.302

LAP 9 @ 12:22:10.757

NO	BEHIND	LAP TIME
13		1:42.124
19	0.227	1:41.866
41	2 Laps	2:12.880
30	25.557	1:45.684
146	27.835	1:47.007
199	1 Lap	1:58.186
99	1 Lap	1:59.901
22	30.093	1:48.697
57	30.363	1:46.700
88	30.935	1:46.353
42	1 Lap	2:02.156
67	1 Lap	2:01.332
74	45.886	1:48.773
33	1 Lap	2:00.131
75	51.228	1:48.224
29	56.497	1:47.532
27	1:04.325	1:49.607

Cadwell Park

Circuit Length = 2.1800 miles

Start: 12:06 Flag 12:22 End: 12:24

Weather / Track : Cloudy / Dry

Results can be found at www.tsl-timing.com

Printed - 12:26 Sunday, 27 June 2021

BMCRC - MRO Championships 2021 - Rnd 3 @ Cadwell Park

DFDS Yamaha Past Masters

RACE 6 - SECTOR ANALYSIS



SECTOR 1 = FL to I1, SECTOR 2 = I1 to FL, DIFF = Difference To Personal Best Lap, P = Crossed Finish Line in Pit Lane, D = Time Disallowed

P1 13		Doug EDMONDSON		Yamaha TZR250 - Stan Stephens Tuning		
IDEAL LAP TIME : 1:41.709		BEST LAP TIME : 1:41.709		DIFFERENCE : 0.000		
LAP	SECTOR 1	SECTOR 2	LAP TIME	MPH	DIFF	TIME OF DAY
1 -		43.445	1:47.817	72.79	6.108	12:08:31.129
2 -	59.287	42.422	1:41.709 (1)	77.16		12:10:12.838
3 -	59.376	43.112	1:42.488	76.57	0.779	12:11:55.326
4 -	1:00.311	43.137	1:43.448	75.86	1.739	12:13:38.774
5 -	59.346	43.316	1:42.662	76.44	0.953	12:15:21.436
6 -	59.680	42.615	1:42.295	76.71	0.586	12:17:03.731
7 -	1:00.165	42.638	1:42.803	76.34	1.094	12:18:46.534
8 -	59.413	42.686	1:42.099 (2)	76.86	0.390	12:20:28.633
9 -	59.497	42.627	1:42.124 (3)	76.84	0.415	12:22:10.757

P2 19		Peter BRANTON		Yamaha TZR 250 - Exactweld Racing		
IDEAL LAP TIME : 1:41.625		BEST LAP TIME : 1:41.866		DIFFERENCE : 0.241		
LAP	SECTOR 1	SECTOR 2	LAP TIME	MPH	DIFF	TIME OF DAY
1 -		43.565	1:47.526	72.98	5.660	12:08:30.838
2 -	59.676	43.022	1:42.698	76.41	0.832	12:10:13.536
3 -	59.021	42.933	1:41.954 (2)	76.97	0.088	12:11:55.490
4 -	59.796	43.177	1:42.973	76.21	1.107	12:13:38.463
5 -	59.345	43.399	1:42.744	76.38	0.878	12:15:21.207
6 -	59.804	43.301	1:43.105	76.11	1.239	12:17:04.312
7 -	59.562	43.066	1:42.628	76.47	0.762	12:18:46.940
8 -	59.574	42.604	1:42.178 (3)	76.80	0.312	12:20:29.118
9 -	59.170	42.696	1:41.866 (1)	77.04		12:22:10.984

P3 30		Alan COOPER		Yamaha TZR250 - twistgrip motorcycles		
IDEAL LAP TIME : 1:44.329		BEST LAP TIME : 1:44.352		DIFFERENCE : 0.023		
LAP	SECTOR 1	SECTOR 2	LAP TIME	MPH	DIFF	TIME OF DAY
1 -		44.719	1:52.330	69.86	7.978	12:08:35.642
2 -	1:01.120	44.177	1:45.297	74.53	0.945	12:10:20.939
3 -	1:00.751	44.193	1:44.944 (3)	74.78	0.592	12:12:05.883
4 -	1:00.808	43.958	1:44.766 (2)	74.91	0.414	12:13:50.649
5 -	1:00.630	43.722	1:44.352 (1)	75.20		12:15:35.001
6 -	1:00.818	44.314	1:45.132	74.64	0.780	12:17:20.133
7 -	1:01.192	43.770	1:44.962	74.77	0.610	12:19:05.095
8 -	1:00.607	44.928	1:45.535	74.36	1.183	12:20:50.630
9 -	1:00.823	44.861	1:45.684	74.25	1.332	12:22:36.314

P4 146		Michael MACE		Yamaha TZR250 - Kevin Marshall		
IDEAL LAP TIME : 1:43.714		BEST LAP TIME : 1:44.103		DIFFERENCE : 0.389		
LAP	SECTOR 1	SECTOR 2	LAP TIME	MPH	DIFF	TIME OF DAY
1 -		44.444	1:52.472	69.77	8.369	12:08:35.784
2 -	1:01.275	44.381	1:45.656	74.27	1.553	12:10:21.440
3 -	1:01.227	43.823	1:45.050	74.70	0.947	12:12:06.490
4 -	1:00.891	44.142	1:45.033 (3)	74.72	0.930	12:13:51.523
5 -	1:01.221	44.002	1:45.223	74.58	1.120	12:15:36.746
6 -	1:01.519	43.287	1:44.806 (2)	74.88	0.703	12:17:21.552
7 -	1:00.987	43.116	1:44.103 (1)	75.38		12:19:05.655
8 -	1:00.598	45.332	1:45.930	74.08	1.827	12:20:51.585
9 -	1:01.644	45.363	1:47.007	73.34	2.904	12:22:38.592

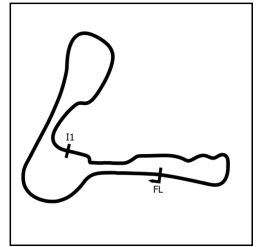
Weather / Track : Cloudy / Dry

Cadwell Park
Circuit Length = 2.1800 miles
Start: 12:06 Flag 12:22 End: 12:24

BMCRC - MRO Championships 2021 - Rnd 3 @ Cadwell Park

DFDS Yamaha Past Masters

RACE 6 - SECTOR ANALYSIS



SECTOR 1 = FL to I1, SECTOR 2 = I1 to FL, DIFF = Difference To Personal Best Lap, P = Crossed Finish Line in Pit Lane, D = Time Disallowed

P5 22		Rik BALLERINI		Yamaha TZR 250 - SCLS LTD, GECKO RACING, CAMBRIDGE			
IDEAL LAP TIME : 1:43.732		BEST LAP TIME : 1:43.938		DIFFERENCE : 0.206			
LAP	SECTOR 1	SECTOR 2	LAP TIME	MPH	DIFF	TIME OF DAY	
1 -		44.236	1:50.714	70.88	6.776	12:08:34.026	
2 -	1:00.853	44.104	1:44.957 (3)	74.77	1.019	12:10:18.983	
3 -	1:01.059	43.831	1:44.890 (2)	74.82	0.952	12:12:03.873	
4 -	1:00.349	43.589	1:43.938 (1)	75.50		12:13:47.811	
5 -	1:00.143	44.865	1:45.008	74.73	1.070	12:15:32.819	
6 -	1:01.800	45.110	1:46.910	73.40	2.972	12:17:19.729	
7 -	1:01.410	43.692	1:45.102	74.67	1.164	12:19:04.831	
8 -	1:01.738	45.584	1:47.322	73.12	3.384	12:20:52.153	
9 -	1:01.463	47.234	1:48.697	72.20	4.759	12:22:40.850	

P6 57		Geoff MOOK		Yamaha TZR 250 -			
IDEAL LAP TIME : 1:44.316		BEST LAP TIME : 1:45.156		DIFFERENCE : 0.840			
LAP	SECTOR 1	SECTOR 2	LAP TIME	MPH	DIFF	TIME OF DAY	
1 -		44.601	1:51.660	70.28	6.504	12:08:34.972	
2 -	1:00.594	44.562	1:45.156 (1)	74.63		12:10:20.128	
3 -	1:01.061	44.706	1:45.767	74.20	0.611	12:12:05.895	
4 -	1:01.294	44.391	1:45.685 (3)	74.25	0.529	12:13:51.580	
5 -	1:00.953	44.266	1:45.219 (2)	74.58	0.063	12:15:36.799	
6 -	1:02.229	43.862	1:46.091	73.97	0.935	12:17:22.890	
7 -	1:01.209	44.626	1:45.835	74.15	0.679	12:19:08.725	
8 -	1:00.454	45.241	1:45.695	74.25	0.539	12:20:54.420	
9 -	1:00.887	45.813	1:46.700	73.55	1.544	12:22:41.120	

P7 88		Michael STANLEY		Yamaha TZR 250 -			
IDEAL LAP TIME : 1:44.392		BEST LAP TIME : 1:44.876		DIFFERENCE : 0.484			
LAP	SECTOR 1	SECTOR 2	LAP TIME	MPH	DIFF	TIME OF DAY	
1 -		44.404	1:52.883	69.52	8.007	12:08:36.195	
2 -	1:01.863	43.866	1:45.729	74.22	0.853	12:10:21.924	
3 -	1:01.529	43.770	1:45.299	74.53	0.423	12:12:07.223	
4 -	1:01.359	43.758	1:45.117 (3)	74.66	0.241	12:13:52.340	
5 -	1:00.947	43.990	1:44.937 (2)	74.78	0.061	12:15:37.277	
6 -	1:01.431	43.445	1:44.876 (1)	74.83		12:17:22.153	
7 -	1:02.341	44.290	1:46.631	73.60	1.755	12:19:08.784	
8 -	1:01.039	45.516	1:46.555	73.65	1.679	12:20:55.339	
9 -	1:01.521	44.832	1:46.353	73.79	1.477	12:22:41.692	

P8 74		Paul WHITBY		Yamaha TZR 250 - Greybridge Ltd			
IDEAL LAP TIME : 1:46.015		BEST LAP TIME : 1:46.082		DIFFERENCE : 0.067			
LAP	SECTOR 1	SECTOR 2	LAP TIME	MPH	DIFF	TIME OF DAY	
1 -		45.666	1:55.529	67.93	9.447	12:08:38.841	
2 -	1:01.434	44.916	1:46.350 (2)	73.79	0.268	12:10:25.191	
3 -	1:01.501	44.581	1:46.082 (1)	73.98		12:12:11.273	
4 -	1:01.709	44.985	1:46.694 (3)	73.55	0.612	12:13:57.967	
5 -	1:01.788	45.077	1:46.865	73.43	0.783	12:15:44.832	
6 -	1:02.314	44.997	1:47.311	73.13	1.229	12:17:32.143	
7 -	1:02.097	45.430	1:47.527	72.98	1.445	12:19:19.670	
8 -	1:01.925	46.275	1:48.200	72.53	2.118	12:21:07.870	
9 -	1:02.365	46.408	1:48.773	72.15	2.691	12:22:56.643	

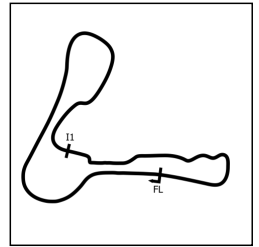
Weather / Track : Cloudy / Dry

Cadwell Park
Circuit Length = 2.1800 miles
Start: 12:06 Flag 12:22 End: 12:24

BMCRC - MRO Championships 2021 - Rnd 3 @ Cadwell Park

DFDS Yamaha Past Masters

RACE 6 - SECTOR ANALYSIS



SECTOR 1 = FL to I1, SECTOR 2 = I1 to FL, DIFF = Difference To Personal Best Lap, P = Crossed Finish Line in Pit Lane, D = Time Disallowed

P9 75 C Barry MANTELL		Yamaha TZR250 - Swedish Car Connection				
IDEAL LAP TIME : 1:46.395		BEST LAP TIME : 1:46.780		DIFFERENCE : 0.385		
LAP	SECTOR 1	SECTOR 2	LAP TIME	MPH	DIFF	TIME OF DAY
1 -		46.299	1:56.230	67.52	9.450	12:08:39.542
2 -	1:01.990	45.400	1:47.390	73.08	0.610	12:10:26.932
3 -	1:01.991	44.789	1:46.780 (1)	73.49		12:12:13.712
4 -	1:02.384	45.581	1:47.965	72.69	1.185	12:14:01.677
5 -	1:02.000	45.361	1:47.361 (3)	73.09	0.581	12:15:49.038
6 -	1:02.548	45.688	1:48.236	72.50	1.456	12:17:37.274
7 -	1:01.606	45.740	1:47.346 (2)	73.11	0.566	12:19:24.620
8 -	1:02.606	46.535	1:49.141	71.90	2.361	12:21:13.761
9 -	1:02.866	45.358	1:48.224	72.51	1.444	12:23:01.985

P10 29 Derek CRIPPS		Yamaha TZR250 - Kelly Cripps - Team FBR				
IDEAL LAP TIME : 1:46.846		BEST LAP TIME : 1:46.846		DIFFERENCE : 0.000		
LAP	SECTOR 1	SECTOR 2	LAP TIME	MPH	DIFF	TIME OF DAY
1 -		45.754	1:57.056	67.04	10.210	12:08:40.368
2 -	1:03.293	45.639	1:48.932	72.04	2.086	12:10:29.300
3 -	1:03.142	46.225	1:49.367	71.75	2.521	12:12:18.667
4 -	1:03.376	45.381	1:48.757	72.16	1.911	12:14:07.424
5 -	1:01.807	45.039	1:46.846 (1)	73.45		12:15:54.270
6 -	1:02.177	46.386	1:48.563	72.29	1.717	12:17:42.833
7 -	1:02.544	45.184	1:47.728 (3)	72.85	0.882	12:19:30.561
8 -	1:03.192	45.969	1:49.161	71.89	2.315	12:21:19.722
9 -	1:02.241	45.291	1:47.532 (2)	72.98	0.686	12:23:07.254

P11 27 C Richard HAYWARD		Yamaha TZR250 - Hazel Motors/ Gforce				
IDEAL LAP TIME : 1:48.359		BEST LAP TIME : 1:48.995		DIFFERENCE : 0.636		
LAP	SECTOR 1	SECTOR 2	LAP TIME	MPH	DIFF	TIME OF DAY
1 -		45.955	1:56.685	67.25	7.690	12:08:39.997
2 -	1:03.383	45.656	1:49.039 (2)	71.97	0.044	12:10:29.036
3 -	1:03.609	46.345	1:49.954	71.37	0.959	12:12:18.990
4 -	1:04.473	45.023	1:49.496	71.67	0.501	12:14:08.486
5 -	1:03.382	45.828	1:49.210 (3)	71.86	0.215	12:15:57.696
6 -	1:03.336	45.988	1:49.324	71.78	0.329	12:17:47.020
7 -	1:03.824	45.171	1:48.995 (1)	72.00		12:19:36.015
8 -	1:03.432	46.028	1:49.460	71.69	0.465	12:21:25.475
9 -	1:03.802	45.805	1:49.607	71.60	0.612	12:23:15.082

P12 8 C David BALL		Yamaha TZR250 - Gardiner Page and Roe pension consultants				
IDEAL LAP TIME : 1:47.724		BEST LAP TIME : 1:48.416		DIFFERENCE : 0.692		
LAP	SECTOR 1	SECTOR 2	LAP TIME	MPH	DIFF	TIME OF DAY
1 -		45.384	1:56.981	67.08	8.565	12:08:40.293
2 -	1:02.702	45.714	1:48.416 (1)	72.38		12:10:28.709
3 -	1:03.704	46.113	1:49.817	71.46	1.401	12:12:18.526
4 -	1:03.379	46.622	1:50.001	71.34	1.585	12:14:08.527
5 -	1:02.663	46.681	1:49.344 (3)	71.77	0.928	12:15:57.871
6 -	1:03.691	45.798	1:49.489	71.67	1.073	12:17:47.360
7 -	1:04.068	45.061	1:49.129 (2)	71.91	0.713	12:19:36.489
8 -	1:03.361	47.322	1:50.683	70.90	2.267	12:21:27.172
9 -	1:03.836	46.495	1:50.331	71.13	1.915	12:23:17.503

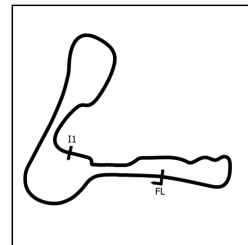
Weather / Track : Cloudy / Dry

Cadwell Park
Circuit Length = 2.1800 miles
Start: 12:06 Flag 12:22 End: 12:24

BMCRC - MRO Championships 2021 - Rnd 3 @ Cadwell Park

DFDS Yamaha Past Masters

RACE 6 - SECTOR ANALYSIS



SECTOR 1 = FL to I1, SECTOR 2 = I1 to FL, DIFF = Difference To Personal Best Lap, P = Crossed Finish Line in Pit Lane, D = Time Disallowed

P13 72 C		Chris THAY		Yamaha TZR250 - Scell-it uk		
IDEAL LAP TIME : 1:51.783		BEST LAP TIME : 1:51.851		DIFFERENCE : 0.068		
LAP	SECTOR 1	SECTOR 2	LAP TIME	MPH	DIFF	TIME OF DAY
1 -		48.196	2:02.625	64.00	10.774	12:08:45.937
2 -	1:05.122	47.631	1:52.753	69.60	0.902	12:10:38.690
3 -	1:04.895	47.842	1:52.737 (3)	69.61	0.886	12:12:31.427
4 -	1:05.441	47.886	1:53.327	69.25	1.476	12:14:24.754
5 -	1:04.947	48.062	1:53.009	69.44	1.158	12:16:17.763
6 -	1:04.963	46.888	1:51.851 (1)	70.16		12:18:09.614
7 -	1:05.359	47.321	1:52.680 (2)	69.64	0.829	12:20:02.294
8 -	1:05.545	47.391	1:52.936	69.49	1.085	12:21:55.230
9 -	1:06.311	47.684	1:53.995	68.84	2.144	12:23:49.225

P14 60		Daniel GOUGH		Yamaha TZR 250 - G Force Motorcycles		
IDEAL LAP TIME : 1:51.782		BEST LAP TIME : 1:51.782		DIFFERENCE : 0.000		
LAP	SECTOR 1	SECTOR 2	LAP TIME	MPH	DIFF	TIME OF DAY
1 -		47.491	1:59.690	65.56	7.908	12:08:43.002
2 -	1:05.428	49.009	1:54.437	68.57	2.655	12:10:37.439
3 -	1:05.994	47.702	1:53.696	69.02	1.914	12:12:31.135
4 -	1:05.477	48.459	1:53.936	68.88	2.154	12:14:25.071
5 -	1:05.068	48.079	1:53.147	69.36	1.365	12:16:18.218
6 -	1:04.789	46.993	1:51.782 (1)	70.20		12:18:10.000
7 -	1:05.366	47.124	1:52.490 (2)	69.76	0.708	12:20:02.490
8 -	1:05.720	47.343	1:53.063 (3)	69.41	1.281	12:21:55.553
9 -	1:06.406	47.413	1:53.819	68.95	2.037	12:23:49.372

P15 100 R		Dan SUTHERLAND		Yamaha TZR 250 - www.ypmrc.co.uk		
IDEAL LAP TIME : 1:52.779		BEST LAP TIME : 1:53.047		DIFFERENCE : 0.268		
LAP	SECTOR 1	SECTOR 2	LAP TIME	MPH	DIFF	TIME OF DAY
1 -		47.523	2:01.722	64.47	8.675	12:08:45.034
2 -	1:06.143	47.882	1:54.025	68.82	0.978	12:10:39.059
3 -	1:06.128	47.301	1:53.429 (2)	69.18	0.382	12:12:32.488
4 -	1:05.478	47.569	1:53.047 (1)	69.42		12:14:25.535
5 -	1:05.633	48.143	1:53.776 (3)	68.97	0.729	12:16:19.311
6 -	1:06.698	47.660	1:54.358	68.62	1.311	12:18:13.669
7 -	1:06.409	47.583	1:53.992	68.84	0.945	12:20:07.661
8 -	1:07.169	49.133	1:56.302	67.48	3.255	12:22:03.963
9 -	1:06.980	49.110	1:56.090	67.60	3.043	12:24:00.053

P16 199		Michael FROST		Yamaha TZR250 -		
IDEAL LAP TIME : 1:55.993		BEST LAP TIME : 1:56.835		DIFFERENCE : 0.842		
LAP	SECTOR 1	SECTOR 2	LAP TIME	MPH	DIFF	TIME OF DAY
1 -		50.006	2:10.663	60.06	13.828	12:08:53.975
2 -	1:09.864	49.823	1:59.687	65.57	2.852	12:10:53.662
3 -	1:09.072	49.135	1:58.207	66.39	1.372	12:12:51.869
4 -	1:09.065	48.839	1:57.904	66.56	1.069	12:14:49.773
5 -	1:07.959	49.072	1:57.031 (3)	67.05	0.196	12:16:46.804
6 -	1:08.522	48.401	1:56.923 (2)	67.12	0.088	12:18:43.727
7 -	1:07.592	49.243	1:56.835 (1)	67.17		12:20:40.562
8 -	1:08.614	49.572	1:58.186	66.40	1.351	12:22:38.748

Weather / Track : Cloudy / Dry

Cadwell Park
Circuit Length = 2.1800 miles
Start: 12:06 Flag 12:22 End: 12:24

BMCRC - MRO Championships 2021 - Rnd 3 @ Cadwell Park

DFDS Yamaha Past Masters

RACE 6 - SECTOR ANALYSIS



SECTOR 1 = FL to I1, SECTOR 2 = I1 to FL, DIFF = Difference To Personal Best Lap, P = Crossed Finish Line in Pit Lane, D = Time Disallowed

P17	99 C	Paul FIRTH	Yamaha TZR250 - Joanne Porter			
IDEAL LAP TIME : 1:56.471		BEST LAP TIME : 1:56.471	DIFFERENCE : 0.000			

LAP	SECTOR 1	SECTOR 2	LAP TIME	MPH	DIFF	TIME OF DAY
1 -		49.961	2:07.906	61.35	11.435	12:08:51.218
2 -	1:09.443	49.879	1:59.322	65.77	2.851	12:10:50.540
3 -	1:09.325	49.619	1:58.944	65.98	2.473	12:12:49.484
4 -	1:09.213	49.693	1:58.906	66.00	2.435	12:14:48.390
5 -	1:08.710	49.101	1:57.811 (3)	66.61	1.340	12:16:46.201
6 -	1:07.860	48.611	1:56.471 (1)	67.38		12:18:42.672
7 -	1:08.396	49.269	1:57.665 (2)	66.69	1.194	12:20:40.337
8 -	1:08.236	51.665	1:59.901	65.45	3.430	12:22:40.238

P18	42 C	Martin PEARSON	Yamaha TZR250 - Viking Inspection			
IDEAL LAP TIME : 1:57.165		BEST LAP TIME : 1:57.165	DIFFERENCE : 0.000			

LAP	SECTOR 1	SECTOR 2	LAP TIME	MPH	DIFF	TIME OF DAY
1 -		49.513	2:06.059	62.25	8.894	12:08:49.371
2 -	1:09.050	49.875	1:58.925	65.99	1.760	12:10:48.296
3 -	1:08.698	50.096	1:58.794 (3)	66.06	1.629	12:12:47.090
4 -	1:09.071	50.598	1:59.669	65.58	2.504	12:14:46.759
5 -	1:08.607	49.523	1:58.130 (2)	66.43	0.965	12:16:44.889
6 -	1:07.765	49.400	1:57.165 (1)	66.98		12:18:42.054
7 -	1:09.172	51.388	2:00.560	65.09	3.395	12:20:42.614
8 -	1:09.677	52.479	2:02.156	64.24	4.991	12:22:44.770

P19	67	Mark BAILEY	Yamaha TZR250 -			
IDEAL LAP TIME : 1:57.395		BEST LAP TIME : 1:57.735	DIFFERENCE : 0.340			

LAP	SECTOR 1	SECTOR 2	LAP TIME	MPH	DIFF	TIME OF DAY
1 -		52.247	2:13.144	58.94	15.409	12:08:56.456
2 -	1:08.835	49.829	1:58.664 (2)	66.13	0.929	12:10:55.120
3 -	1:08.828	50.792	1:59.620	65.60	1.885	12:12:54.740
4 -	1:12.374	50.055	2:02.429	64.10	4.694	12:14:57.169
5 -	1:08.084	49.651	1:57.735 (1)	66.65		12:16:54.904
6 -	1:09.809	49.311	1:59.120 (3)	65.88	1.385	12:18:54.024
7 -	1:09.690	50.357	2:00.047	65.37	2.312	12:20:54.071
8 -	1:10.425	50.907	2:01.332	64.68	3.597	12:22:55.403

P20	33 C	Kieran LEWIS	Yamaha TZR250 - Controls For Doors Ltd/ G Force Motorcycles			
IDEAL LAP TIME : 1:58.198		BEST LAP TIME : 1:58.958	DIFFERENCE : 0.760			

LAP	SECTOR 1	SECTOR 2	LAP TIME	MPH	DIFF	TIME OF DAY
1 -		50.854	2:11.131	59.84	12.173	12:08:54.443
2 -	1:10.477	49.904	2:00.381	65.19	1.423	12:10:54.824
3 -	1:10.742	49.664	2:00.406	65.18	1.448	12:12:55.230
4 -	1:11.448	50.165	2:01.613	64.53	2.655	12:14:56.843
5 -	1:09.599	49.541	1:59.140 (2)	65.87	0.182	12:16:55.983
6 -	1:10.359	48.599	1:58.958 (1)	65.97		12:18:54.941
7 -	1:10.460	51.390	2:01.850	64.40	2.892	12:20:56.791
8 -	1:10.534	49.597	2:00.131 (3)	65.32	1.173	12:22:56.922

Weather / Track : Cloudy / Dry

Cadwell Park
Circuit Length = 2.1800 miles
Start: 12:06 Flag 12:22 End: 12:24

BMCRC - MRO Championships 2021 - Rnd 3 @ Cadwell Park

DFDS Yamaha Past Masters

RACE 6 - SECTOR ANALYSIS



SECTOR 1 = FL to I1, SECTOR 2 = I1 to FL, DIFF = Difference To Personal Best Lap, P = Crossed Finish Line in Pit Lane, D = Time Disallowed

P21 17 R		Dan MILES		Yamaha TZR250 -			
IDEAL LAP TIME : 1:59.771		BEST LAP TIME : 2:00.314		DIFFERENCE : 0.543			
LAP	SECTOR 1	SECTOR 2	LAP TIME	MPH	DIFF	TIME OF DAY	
1 -		50.453	2:10.803	59.99	10.489	12:08:54.115	
2 -	1:24.779	51.014	2:15.793	57.79	15.479	12:11:09.908	
3 -	1:10.805	50.797	2:01.602 (3)	64.53	1.288	12:13:11.510	
4 -	1:10.477	49.837	2:00.314 (1)	65.22		12:15:11.824	
5 -	1:09.934	50.919	2:00.853 (2)	64.93	0.539	12:17:12.677	
6 -	1:11.558	51.837	2:03.395	63.60	3.081	12:19:16.072	
7 -	1:11.326	52.896	2:04.222	63.17	3.908	12:21:20.294	
8 -	1:12.470	53.609	2:06.079	62.24	5.765	12:23:26.373	

P22 25 C		Stephen WIMBLE		Yamaha TZR 250 - S.B.W Contractor			
IDEAL LAP TIME : 2:03.675		BEST LAP TIME : 2:03.675		DIFFERENCE : 0.000			
LAP	SECTOR 1	SECTOR 2	LAP TIME	MPH	DIFF	TIME OF DAY	
1 -		52.270	2:16.026	57.69	12.351	12:08:59.338	
2 -	1:12.521	53.814	2:06.335	62.12	2.660	12:11:05.673	
3 -	1:13.063	52.257	2:05.320	62.62	1.645	12:13:10.993	
4 -	1:12.147	51.866	2:04.013 (2)	63.28	0.338	12:15:15.006	
5 -	1:12.385	51.848	2:04.233 (3)	63.17	0.558	12:17:19.239	
6 -	1:12.119	51.556	2:03.675 (1)	63.45		12:19:22.914	
7 -	1:12.835	52.241	2:05.076	62.74	1.401	12:21:27.990	
8 -	1:12.564	52.232	2:04.796	62.88	1.121	12:23:32.786	

P23 65 C		Nigel TERRY		Yamaha TZR250 - NTrap Garage Doors			
IDEAL LAP TIME : 2:03.943		BEST LAP TIME : 2:03.964		DIFFERENCE : 0.021			
LAP	SECTOR 1	SECTOR 2	LAP TIME	MPH	DIFF	TIME OF DAY	
1 -		53.016	2:15.239	58.03	11.275	12:08:58.551	
2 -	1:12.871	54.400	2:07.271	61.66	3.307	12:11:05.822	
3 -	1:14.053	53.448	2:07.501	61.55	3.537	12:13:13.323	
4 -	1:11.002	52.962	2:03.964 (1)	63.30		12:15:17.287	
5 -	1:11.176	53.543	2:04.719 (3)	62.92	0.755	12:17:22.006	
6 -	1:11.561	52.941	2:04.502 (2)	63.03	0.538	12:19:26.508	
7 -	1:12.467	54.182	2:06.649	61.96	2.685	12:21:33.157	
8 -	1:12.610	54.016	2:06.626	61.97	2.662	12:23:39.783	

P24 41 C		Paul BOWLING		Yamaha TDR -			
IDEAL LAP TIME : 2:09.617		BEST LAP TIME : 2:09.797		DIFFERENCE : 0.180			
LAP	SECTOR 1	SECTOR 2	LAP TIME	MPH	DIFF	TIME OF DAY	
1 -		53.974	2:18.245	56.76	8.448	12:09:01.557	
2 -	1:16.520	54.153	2:10.673 (2)	60.05	0.876	12:11:12.230	
3 -	1:15.821	53.976	2:09.797 (1)	60.46		12:13:22.027	
4 -	1:16.683	55.631	2:12.314	59.31	2.517	12:15:34.341	
5 -	1:17.196	56.013	2:13.209	58.91	3.412	12:17:47.550	
6 -	1:16.027	55.119	2:11.146 (3)	59.84	1.349	12:19:58.696	
7 -	1:15.643	57.237	2:12.880	59.06	3.083	12:22:11.576	

P25 24		Scott CARSON		Yamaha TZR250 - Brian Grays Powerbiking, All England Diamon			
IDEAL LAP TIME : 1:42.197		BEST LAP TIME : 1:42.439		DIFFERENCE : 0.242			
LAP	SECTOR 1	SECTOR 2	LAP TIME	MPH	DIFF	TIME OF DAY	
1 -		43.324	1:48.214	72.52	5.775	12:08:31.526	
2 -	59.985	42.558	1:42.543 (2)	76.53	0.104	12:10:14.069	
3 -	59.673	42.766	1:42.439 (1)	76.61		12:11:56.508	
4 -	1:00.215	42.627	1:42.842	76.31	0.403	12:13:39.350	
5 -	59.639	42.929	1:42.568 (3)	76.51	0.129	12:15:21.918	
6 -	59.668	43.224	1:42.892	76.27	0.453	12:17:04.810	
7 -	1:00.012	42.659	1:42.671	76.43	0.232	12:18:47.481	

Weather / Track : Cloudy / Dry

Cadwell Park
Circuit Length = 2.1800 miles
Start: 12:06 Flag 12:22 End: 12:24

BMCRC - MRO Championships 2021 - Rnd 3 @ Cadwell Park

DFDS Yamaha Past Masters

RACE 6 - SECTOR ANALYSIS



SECTOR 1 = FL to I1, SECTOR 2 = I1 to FL, DIFF = Difference To Personal Best Lap, P = Crossed Finish Line in Pit Lane, D = Time Disallowed

P26 66 C		Neil GRANT		Yamaha TZR250 - Merlin Performance			
IDEAL LAP TIME : 1:43.350		BEST LAP TIME : 1:43.940		DIFFERENCE : 0.590			
LAP	SECTOR 1	SECTOR 2	LAP TIME	MPH	DIFF	TIME OF DAY	
1 -		43.913	1:50.149	71.24	6.209	12:08:33.461	
2 -	1:00.936	44.252	1:45.188	74.60	1.248	12:10:18.649	
3 -	1:01.024	43.850	1:44.874 (3)	74.83	0.934	12:12:03.523	
4 -	1:00.256	43.706	1:43.962 (2)	75.48	0.022	12:13:47.485	
5 -	1:00.115	43.825	1:43.940 (1)	75.50		12:15:31.425	
6 -	1:00.307	44.973	1:45.280	74.54	1.340	12:17:16.705	
7 -	1:01.728	43.235	1:44.963	74.76	1.023	12:19:01.668	

P27 15		Billy PERKINS		Yamaha TZR 250 - T.w fuggle & son / Ashford tarmac			
IDEAL LAP TIME : 1:43.224		BEST LAP TIME : 1:43.836		DIFFERENCE : 0.612			
LAP	SECTOR 1	SECTOR 2	LAP TIME	MPH	DIFF	TIME OF DAY	
1 -		44.473	1:51.165	70.59	7.329	12:08:34.477	
2 -	1:00.923	43.863	1:44.786	74.89	0.950	12:10:19.263	
3 -	1:01.121	43.913	1:45.034	74.71	1.198	12:12:04.297	
4 -	1:00.434	43.402	1:43.836 (1)	75.58		12:13:48.133	
5 -	1:00.156	44.515	1:44.671 (3)	74.97	0.835	12:15:32.804	
6 -	1:00.672	44.597	1:45.269	74.55	1.433	12:17:18.073	
7 -	1:00.822	43.068	1:43.890 (2)	75.54	0.054	12:19:01.963	

P28 92 C		Andrew MOOK		Yamaha TZR250 -			
IDEAL LAP TIME : 1:53.468		BEST LAP TIME : 1:54.247		DIFFERENCE : 0.779			
LAP	SECTOR 1	SECTOR 2	LAP TIME	MPH	DIFF	TIME OF DAY	
1 -		47.408	2:01.559	64.56	7.312	12:08:44.871	
2 -	1:07.044	48.516	1:55.560 (3)	67.91	1.313	12:10:40.431	
3 -	1:06.279	47.968	1:54.247 (1)	68.69		12:12:34.678	
4 -	1:06.966	47.832	1:54.798 (2)	68.36	0.551	12:14:29.476	

P29 4		Denis HALIL		Yamaha TZR250 - D & A AUTOS			
IDEAL LAP TIME : 1:49.475		BEST LAP TIME : 1:49.635		DIFFERENCE : 0.160			
LAP	SECTOR 1	SECTOR 2	LAP TIME	MPH	DIFF	TIME OF DAY	
1 -		45.959	1:55.609 (3)	67.88	5.974	12:08:38.921	
2 -	1:03.555	46.080	1:49.635 (1)	71.58		12:10:28.556	
3 -	1:03.516	46.533	1:50.049 (2)	71.31	0.414	12:12:18.605	

P30 46 C		Kevin MARSHALL		Yamaha TZR250 -			
IDEAL LAP TIME : 1:55.701		BEST LAP TIME : 1:56.081		DIFFERENCE : 0.380			
LAP	SECTOR 1	SECTOR 2	LAP TIME	MPH	DIFF	TIME OF DAY	
1 -		48.618	2:05.010 (3)	62.77	8.929	12:08:48.322	
2 -	1:07.083	48.998	1:56.081 (1)	67.60		12:10:44.403	
3 -	1:08.136	49.852	1:57.988 (2)	66.51	1.907	12:12:42.391	

BMCRC - MRO Championships 2021 - Rnd 3 @ Cadwell Park

DFDS Yamaha Past Masters

RACE 6 - BEST SECTORS

SECTOR 1			SECTOR 2			IDEAL / BEST COMPARISON						
POS	NO	NAME	TIME	NO	NAME	TIME	POS	NO	NAME	IDEAL	BEST	DIFF
									PERFECT LAP	1:41.443		
1	19	BRANTON	59.021	13	EDMONDSON	42.422	1	19	BRANTON	1:41.625	1:41.866	0.241
2	13	EDMONDSON	59.287	24	CARSON	42.558	2	13	EDMONDSON	1:41.709	1:41.709	0.000
3	24	CARSON	59.639	19	BRANTON	42.604	3	24	CARSON	1:42.197	1:42.439	0.242
4	66	GRANT	1:00.115	15	PERKINS	43.068	4	15	PERKINS	1:43.224	1:43.836	0.612
5	22	BALLERINI	1:00.143	146	MACE	43.116	5	66	GRANT	1:43.350	1:43.940	0.590
6	15	PERKINS	1:00.156	66	GRANT	43.235	6	146	MACE	1:43.714	1:44.103	0.389
7	57	MOOK	1:00.454	88	STANLEY	43.445	7	22	BALLERINI	1:43.732	1:43.938	0.206
8	146	MACE	1:00.598	22	BALLERINI	43.589	8	57	MOOK	1:44.316	1:45.156	0.840
9	30	COOPER	1:00.607	30	COOPER	43.722	9	30	COOPER	1:44.329	1:44.352	0.023
10	88	STANLEY	1:00.947	57	MOOK	43.862	10	88	STANLEY	1:44.392	1:44.876	0.484
11	74	WHITBY	1:01.434	74	WHITBY	44.581	11	74	WHITBY	1:46.015	1:46.082	0.067
12	75	MANTELL	1:01.606	75	MANTELL	44.789	12	75	MANTELL	1:46.395	1:46.780	0.385
13	29	CRIPPS	1:01.807	27	HAYWARD	45.023	13	29	CRIPPS	1:46.846	1:46.846	0.000
14	8	BALL	1:02.663	29	CRIPPS	45.039	14	8	BALL	1:47.724	1:48.416	0.692
15	27	HAYWARD	1:03.336	8	BALL	45.061	15	27	HAYWARD	1:48.359	1:48.995	0.636
16	4	HALIL	1:03.516	4	HALIL	45.959	16	4	HALIL	1:49.475	1:49.635	0.160
17	60	GOUGH	1:04.789	72	THAY	46.888	17	60	GOUGH	1:51.782	1:51.782	0.000
18	72	THAY	1:04.895	60	GOUGH	46.993	18	72	THAY	1:51.783	1:51.851	0.068
19	100	SUTHERLAND	1:05.478	100	SUTHERLAND	47.301	19	100	SUTHERLAND	1:52.779	1:53.047	0.268
20	92	MOOK	1:06.060	92	MOOK	47.408	20	92	MOOK	1:53.468	1:54.247	0.779
21	46	MARSHALL	1:07.083	199	FROST	48.401	21	46	MARSHALL	1:55.701	1:56.081	0.380
22	199	FROST	1:07.592	33	LEWIS	48.599	22	199	FROST	1:55.993	1:56.835	0.842
23	42	PEARSON	1:07.765	99	FIRTH	48.611	23	99	FIRTH	1:56.471	1:56.471	0.000
24	99	FIRTH	1:07.860	46	MARSHALL	48.618	24	42	PEARSON	1:57.165	1:57.165	0.000
25	67	BAILEY	1:08.084	67	BAILEY	49.311	25	67	BAILEY	1:57.395	1:57.735	0.340
26	33	LEWIS	1:09.599	42	PEARSON	49.400	26	33	LEWIS	1:58.198	1:58.958	0.760
27	17	MILES	1:09.934	17	MILES	49.837	27	17	MILES	1:59.771	2:00.314	0.543
28	65	TERRY	1:11.002	25	WIMBLE	51.556	28	25	WIMBLE	2:03.675	2:03.675	0.000
29	25	WIMBLE	1:12.119	65	TERRY	52.941	29	65	TERRY	2:03.943	2:03.964	0.021
30	41	BOWLING	1:15.643	41	BOWLING	53.974	30	41	BOWLING	2:09.617	2:09.797	0.180

Weather / Track : Cloudy / Dry

Results can be found at www.tsl-timing.com

Cadwell Park
Circuit Length = 2.1800 miles
Start: 12:06 Flag 12:22 End: 12:24

Printed - 12:26 Sunday, 27 June 2021

BMCRC - MRO Championships 2021 - Rnd 3 @ Cadwell Park

DFDS Yamaha Past Masters

RACE 6 - STATISTICS

Competitors Started 30
Planned Start 2021-06-27 @ 11:20:00.000
Actual Start 2021-06-27 @ 12:06:43.311
Finish Time 2021-06-27 @ 12:22:10.756
Track Length 2.1800mi.
Total Laps 237
Total Distance Covered 516.6644mi.

Session Fastest Lap History

NO	CL	NAME	LAP TIME	TIME OF DAY	LAP	VEHICLE
19		Peter BRANTON	1:47.526	12:08:30.849	1	Yamaha TZR 250
13		Doug EDMONDSON	1:41.709	12:10:12.850	2	Yamaha TZR250

Session Leader History

NO	CL	NAME	FROM LAP	LAPS LED	DISTANCE	VEHICLE
19		Peter BRANTON	1	1	2.18 miles	Yamaha TZR 250
13		Doug EDMONDSON	2	2	4.36 miles	Yamaha TZR250
19		Peter BRANTON	4	2	4.36 miles	Yamaha TZR 250
13		Doug EDMONDSON	6	4	8.72 miles	Yamaha TZR250

Flag History

TYPE	TIME OF DAY
GREEN	12:06:43.311
FINISH	12:22:10.756

Flag Statistics

TYPE	COUNT	TOTAL LAPS	TOTAL TIME
Green	1	9	17:19.071
Red	0	0	0.000
Safety Car	0	0	0.000
FCY	0	0	0.000

BMCRC - MRO Championships 2021 - Rnd 3 @ Cadwell Park

DFDS Yamaha Past Masters

RACE 6 - STATISTICS

CLASS :

15 Starters

Fastest Lap History

NO	NAME	LAP TIME	TIME OF DAY	LAP	VEHICLE
19	Peter BRANTON	1:47.526	12:08:30.849	1	Yamaha TZR 250
13	Doug EDMONDSON	1:41.709	12:10:12.850	2	Yamaha TZR250

Leader History

NO	NAME	FROM LAP	LAPS LED	DISTANCE	VEHICLE
19	Peter BRANTON	1	1	2.18 miles	Yamaha TZR 250
13	Doug EDMONDSON	2	2	4.36 miles	Yamaha TZR250
19	Peter BRANTON	4	2	4.36 miles	Yamaha TZR 250
13	Doug EDMONDSON	6	4	8.72 miles	Yamaha TZR250

BMCRC - MRO Championships 2021 - Rnd 3 @ Cadwell Park

DFDS Yamaha Past Masters

RACE 6 - STATISTICS

CLASS : C

13 Starters

Fastest Lap History

NO	NAME	LAP TIME	TIME OF DAY	LAP	VEHICLE
66	Neil GRANT	1:50.149	12:08:33.490	1	Yamaha TZR250
66	Neil GRANT	1:45.188	12:10:18.679	2	Yamaha TZR250
66	Neil GRANT	1:44.874	12:12:03.552	3	Yamaha TZR250
66	Neil GRANT	1:43.962	12:13:47.514	4	Yamaha TZR250
66	Neil GRANT	1:43.940	12:15:31.454	5	Yamaha TZR250

Leader History

NO	NAME	FROM LAP	LAPS LED	DISTANCE	VEHICLE
66	Neil GRANT	1	7	15.26 miles	Yamaha TZR250
75	Barry MANTELL	8	2	4.36 miles	Yamaha TZR250

BMCRC - MRO Championships 2021 - Rnd 3 @ Cadwell Park

DFDS Yamaha Past Masters

RACE 6 - STATISTICS

CLASS : R

2 Starters

Fastest Lap History

NO	NAME	LAP TIME	TIME OF DAY	LAP	VEHICLE
100	Dan SUTHERLAND	2:01.722	12:08:45.008	1	Yamaha TZR 250
100	Dan SUTHERLAND	1:54.025	12:10:39.075	2	Yamaha TZR 250
100	Dan SUTHERLAND	1:53.429	12:12:32.503	3	Yamaha TZR 250
100	Dan SUTHERLAND	1:53.047	12:14:25.550	4	Yamaha TZR 250

Leader History

NO	NAME	FROM LAP	LAPS LED	DISTANCE	VEHICLE
100	Dan SUTHERLAND	1	9	19.62 miles	Yamaha TZR 250

BMCRC - MRO Championships 2021 - Rnd 3 @ Cadwell Park
DFDS Yamaha Past Masters
RACE 16 - GRID (9 Laps)

ROW 12	34	87 Denise BUTTON						
ROW 11	31	26 Damian LEE	32	53 Alan COATES	33	73 Colvin TURNER		
ROW 10			28	25 Stephen WIMBLE	29	65 Nigel TERRY	30	41 Paul BOWLING
ROW 9	25	67 Mark BAILEY	26	33 Kieran LEWIS	27	17 Dan MILES		
ROW 8			22	99 Paul FIRTH	23	199 Michael FROST	24	42 Martin PEARSON
ROW 7	19	100 Dan SUTHERLAND	20	92 Andrew MOOK	21	46 Kevin MARSHALL		
ROW 6			16	4 Denis HALIL	17	60 Daniel GOUGH	18	72 Chris THAY
ROW 5	13	29 Derek CRIPPS	14	8 David BALL	15	27 Richard HAYWARD		
ROW 4			10	57 Geoff MOOK	11	74 Paul WHITBY	12	75 Barry MANTELL
ROW 3	7	146 Michael MACE	8	30 Alan COOPER	9	88 Michael STANLEY		
ROW 2			4	15 Billy PERKINS	5	22 Rik BALLERINI	6	66 Neil GRANT
ROW 1	1	13 Doug EDMONDSON	2	19 Peter BRANTON	3	24 Scott CARSON		
		Pole						

Cadwell Park

Circuit Length = 2.1800 miles

These results are provisional until the conclusion of any judicial and technical matters.

Clerk Of Course :	Stewards :	Timekeeper : Sarah Evans
-------------------	------------	--------------------------

 Results can be found at www.tsl-timing.com

Printed - 12:27 Sunday, 27 June 2021



BMCRC - MRO Championships 2021 - Rnd 3 @ Cadwell Park
DFDS Yamaha Past Masters
RACE 16 - CLASSIFICATION

POS	NO	CL	PIC NAME	ENTRY	LAPS	TIME	GAP	DIFF	MPH	BEST	ON
1	24		1 Scott CARSON	Yamaha TZR250 - Brian Grays Powerbiking,All Eng	7	11:53.585			76.98	1:40.926	4
2	19		2 Peter BRANTON	Yamaha TZR 250 - Exactweld Racing	7	11:58.962	5.377	5.377	76.41	1:41.101	4
3	15		3 Billy PERKINS	Yamaha TZR 250 - T.w fuggle & son / Ashford tarm;	7	12:17.928	24.343	18.966	74.44	1:43.089	5
4	22		4 Rik BALLERINI	Yamaha TZR 250 - SCLS LTD, GECKO RACING, (7	12:20.415	26.830	2.487	74.19	1:44.354	5
5	30		5 Alan COOPER	Yamaha TZR250 - twistgrip motorcycles	7	12:22.379	28.794	1.964	74.00	1:44.146	3
6	13		6 Doug EDMONDSON	Yamaha TZR250 - Stan Stephens Tuning	7	12:23.356	29.771	0.977	73.90	1:44.783	3
7	57		7 Geoff MOOK	Yamaha TZR 250 -	7	12:30.368	36.783	7.012	73.21	1:44.385	6
8	75	C	1 Barry MANTELL	Yamaha TZR250 - Swedish Car Connection	7	12:44.185	50.600	13.817	71.88	1:47.333	2
9	29		8 Derek CRIPPS	Yamaha TZR250 - Kelly Cripps - Team FBR	7	12:44.406	50.821	0.221	71.86	1:47.211	7
10	27	C	2 Richard HAYWARD	Yamaha TZR250 - Hazel Motors/ Gforce	7	12:46.644	53.059	2.238	71.65	1:47.919	7
11	8	C	3 David BALL	Yamaha TZR250 - Gardiner Page and Roe pension	7	13:06.056	1:12.471	19.412	69.88	1:49.420	2
12	72	C	4 Chris THAY	Yamaha TZR250 - Scell-it uk	7	13:17.646	1:24.061	11.590	68.87	1:52.067	2
13	92	C	5 Andrew MOOK	Yamaha TZR250 -	7	13:17.993	1:24.408	0.347	68.84	1:51.682	7
14	60		9 Daniel GOUGH	Yamaha TZR 250 - G Force Motorcycles	7	13:18.338	1:24.753	0.345	68.81	1:51.760	6
15	100	R	1 Dan SUTHERLAND	Yamaha TZR 250 - www.ypmrc.co.uk	7	13:40.129	1:46.544	21.791	66.98	1:55.070	2
16	42	C	6 Martin PEARSON	Yamaha TZR250 - Viking Inspection	7	13:42.922	1:49.337	2.793	66.75	1:55.423	6
17	199		10 Michael FROST	Yamaha TZR250 -	7	13:43.293	1:49.708	0.371	66.72	1:55.335	6
18	33	C	7 Kieran LEWIS	Yamaha TZR250 - Controls For Doors Ltd/ G Force	6	12:30.570	1 Lap	1 Lap	62.73	2:01.367	5
19	25	C	8 Stephen WIMBLE	Yamaha TZR 250 - S.B.W Contractor	6	12:40.688	1 Lap	10.118	61.90	2:03.291	6
20	73	R	2 Colvin TURNER	Yamaha TZR250 -	6	12:42.694	1 Lap	2.006	61.73	2:04.513	4
21	65	C	9 Nigel TERRY	Yamaha TZR250 - NTrap Garage Doors	6	12:43.596	1 Lap	0.902	61.66	2:04.381	4

NOT CLASSIFIED

DNF	74		Paul WHITBY	Yamaha TZR 250 - Greybridge Ltd	5	9:06.900	2 Laps	1 Lap	71.75	1:46.458	3
DNF	146		Michael MACE	Yamaha TZR250 - Kevin Marshall	4	7:05.376	3 Laps	1 Lap	73.79	1:44.467	4
DNF	67		Mark BAILEY	Yamaha TZR250 -	3	6:14.727	4 Laps	1 Lap	62.83	2:00.030	3
DNF	99	C	Paul FIRTH	Yamaha TZR250 - Joanne Porter	2	4:08.357	5 Laps	1 Lap	63.19	2:00.064	2
DNF	66	C	Neil GRANT	Yamaha TZR250 - Merlin Performance	0						
DNF	88		Michael STANLEY	Yamaha TZR 250 -	0						
DNF	41	C	Paul BOWLING	Yamaha TDR -	0						
NS	4		Denis HALIL	Yamaha TZR250 - D & A AUTOS	0						
NS	46	C	Kevin MARSHALL	Yamaha TZR250 -	0						
NS	17	R	Dan MILES	Yamaha TZR250 -	0						
NS	26	C	Damian LEE	Yamaha TZR250 - Leed Autos	0						
NS	53	C	Alan COATES	Yamaha TZR250 - Clarendon Motorcycles Hull	0						
NS	87	C	Denise BUTTON	Yamaha TZR 250 -	0						

FASTEST LAP

24			Scott CARSON	Yamaha TZR250 - Brian Grays Powerbiking,All Eng	4	1:40.926		77.76 mph	125.14 kph
75	C		Barry MANTELL	Yamaha TZR250 - Swedish Car Connection	2	1:47.333		73.11 mph	117.67 kph
100	R		Dan SUTHERLAND	Yamaha TZR 250 - www.ypmrc.co.uk	2	1:55.070		68.20 mph	109.76 kph

Class - 92.5% of Race Speed = 71.20 mph
 Class C - 92.5% of Race Speed = 66.48 mph
 Class R - 92.5% of Race Speed = 61.95 mph

Cadwell Park: 2.1800 miles
 Race Distance: 7 Laps / 15.26 miles
 Start: 16:28 Flag 16:40 End: 16:42

Weather / Track : Cloudy / Dry

These results are provisional until the conclusion of any judicial and technical matters.

Clerk Of Course :	Stewards :	Timekeeper : Sarah Evans
-------------------	------------	--------------------------

Results can be found at www.tsl-timing.com

Printed - 16:42 Sunday, 27 June 2021



BMCRC - MRO Championships 2021 - Rnd 3 @ Cadwell Park

DFDS Yamaha Past Masters

RACE 16 - LAP CHART

LAP 1 @ 16:30:33.451

NO	BEHIND	LAP TIME
24		1:45.851
19	1.127	1:46.978
13	4.233	1:50.084
22	4.888	1:50.739
15	5.511	1:51.362
146	5.692	1:51.543
30	6.575	1:52.426
75	8.069	1:53.920
57	8.144	1:53.995
29	9.180	1:55.031
27	9.742	1:55.593
74	10.020	1:55.871
8	11.595	1:57.446
60	14.597	2:00.448
72	15.592	2:01.443
100	16.387	2:02.238
92	16.966	2:02.817
199	18.486	2:04.337
42	20.661	2:06.512
99	22.442	2:08.293
65	27.299	2:13.150
33	27.546	2:13.397
25	27.776	2:13.627
67	27.912	2:13.763
73	31.187	2:17.038

LAP 2 @ 16:32:14.510

NO	BEHIND	LAP TIME
24		1:41.059
19	1.219	1:41.151
22	8.594	1:44.765
13	8.950	1:45.776
146	9.271	1:44.638
15	9.538	1:45.086
30	11.158	1:45.642
75	14.343	1:47.333
57	14.430	1:47.345
29	16.281	1:48.160
74	16.445	1:47.484
27	17.299	1:48.616
8	19.956	1:49.420
72	26.600	1:52.067
60	27.718	1:54.180
100	30.398	1:55.070
92	30.844	1:54.937
199	34.981	1:57.554
42	36.537	1:56.935
99	41.447	2:00.064
67	47.787	2:00.934
65	52.570	2:06.330
33	52.668	2:06.181
25	53.997	2:07.280
73	55.160	2:05.032

LAP 3 @ 16:33:55.741

NO	BEHIND	LAP TIME
24		1:41.231
19	1.209	1:41.221
22	12.128	1:44.765
13	12.502	1:44.783
146	12.768	1:44.728

15	12.958	1:44.651
30	14.073	1:44.146
57	19.227	1:46.028
75	20.556	1:47.444
74	21.672	1:46.458
29	22.492	1:47.442
27	24.064	1:47.996
8	29.343	1:50.618
72	38.866	1:53.497
60	40.274	1:53.787
92	42.176	1:52.563
100	45.398	1:56.231
199	50.476	1:56.726
42	52.045	1:56.739
67	1:06.586	2:00.030
33	1:17.145	2:05.708
65	1:17.849	2:06.510
25	1:18.399	2:05.633
73	1:19.132	2:05.203

LAP 4 @ 16:35:36.667

NO	BEHIND	LAP TIME
24		1:40.926
19	1.384	1:41.101
22	15.734	1:44.532
15	15.872	1:43.840
146	16.309	1:44.467
13	17.372	1:45.796
30	17.723	1:44.576
57	23.905	1:45.604
75	28.426	1:48.796
74	28.760	1:48.014
29	29.347	1:47.781
27	31.922	1:48.784
8	39.260	1:50.843
72	50.918	1:52.978
60	52.215	1:52.867
92	52.939	1:51.689
100	1:00.485	1:56.013
199	1:06.359	1:56.809
42	1:07.300	1:56.181
33	1:38.669	2:02.450

LAP 5 @ 16:37:17.928

NO	BEHIND	LAP TIME
24		1:41.261
65	1 Lap	2:04.381
25	1 Lap	2:04.226
73	1 Lap	2:04.513
19	2.070	1:41.947
15	17.700	1:43.089
22	18.827	1:44.354
30	20.905	1:44.443
13	21.458	1:45.347
57	28.181	1:45.537
74	36.572	1:49.073
75	37.141	1:49.976
29	37.673	1:49.587
27	39.937	1:49.276
8	50.582	1:52.583
72	1:02.436	1:52.779
60	1:03.386	1:52.432
92	1:03.981	1:52.303
100	1:16.409	1:57.185

42	1:21.477	1:55.438
199	1:21.828	1:56.730

LAP 6 @ 16:38:59.837

NO	BEHIND	LAP TIME
24		1:41.909
19	2.813	1:42.652
33	1 Lap	2:01.367
15	20.113	1:44.322
22	22.653	1:45.735
30	24.563	1:45.567
65	1 Lap	2:06.590
13	25.135	1:45.586
25	1 Lap	2:06.631
73	1 Lap	2:06.364
57	30.657	1:44.385
75	44.410	1:49.178
29	44.958	1:49.194
27	46.488	1:48.460
8	1:01.033	1:52.360
72	1:12.810	1:52.283
60	1:13.237	1:51.760
92	1:14.074	1:52.002
100	1:31.405	1:56.905
42	1:34.991	1:55.423
199	1:35.254	1:55.335

LAP 7 @ 16:40:41.185

NO	BEHIND	LAP TIME
24		1:41.348
19	5.377	1:43.912
15	24.343	1:45.578
22	26.830	1:45.525
30	28.794	1:45.579
13	29.771	1:45.984
57	36.783	1:47.474
33	1 Lap	2:01.467
25	1 Lap	2:03.291
73	1 Lap	2:04.544
65	1 Lap	2:06.635
75	50.600	1:47.538
29	50.821	1:47.211
27	53.059	1:47.919
8	1:12.471	1:52.786
72	1:24.061	1:52.599
92	1:24.408	1:51.682
60	1:24.753	1:52.864
100	1:46.544	1:56.487
42	1:49.337	1:55.694
199	1:49.708	1:55.802

Weather / Track : Cloudy / Dry

Results can be found at www.tsl-timing.com

Cadwell Park
Circuit Length = 2.1800 miles
Start: 16:28 Flag 16:40 End: 16:42

Printed - 16:43 Sunday, 27 June 2021

BMCR - MRO Championships 2021 - Rnd 3 @ Cadwell Park

DFDS Yamaha Past Masters

RACE 16 - SECTOR ANALYSIS



SECTOR 1 = FL to I1, SECTOR 2 = I1 to FL, DIFF = Difference To Personal Best Lap, P = Crossed Finish Line in Pit Lane, D = Time Disallowed

P1 24		Scott CARSON		Yamaha TZR250 - Brian Grays Powerbiking, All England Diamon		
IDEAL LAP TIME : 1:40.924		BEST LAP TIME : 1:40.926		DIFFERENCE : 0.002		
LAP	SECTOR 1	SECTOR 2	LAP TIME	MPH	DIFF	TIME OF DAY
1 -		42.065	1:45.851	74.14	4.925	16:30:33.451
2 -	59.065	41.994	1:41.059 (2)	77.65	0.133	16:32:14.510
3 -	59.108	42.123	1:41.231 (3)	77.52	0.305	16:33:55.741
4 -	58.930	41.996	1:40.926 (1)	77.76		16:35:36.667
5 -	59.083	42.178	1:41.261	77.50	0.335	16:37:17.928
6 -	59.411	42.498	1:41.909	77.01	0.983	16:38:59.837
7 -	59.127	42.221	1:41.348	77.43	0.422	16:40:41.185

P2 19		Peter BRANTON		Yamaha TZR 250 - Exactweld Racing		
IDEAL LAP TIME : 1:40.874		BEST LAP TIME : 1:41.101		DIFFERENCE : 0.227		
LAP	SECTOR 1	SECTOR 2	LAP TIME	MPH	DIFF	TIME OF DAY
1 -		42.674	1:46.978	73.36	5.877	16:30:34.578
2 -	58.585	42.566	1:41.151 (2)	77.58	0.050	16:32:15.729
3 -	58.479	42.742	1:41.221 (3)	77.53	0.120	16:33:56.950
4 -	58.706	42.395	1:41.101 (1)	77.62		16:35:38.051
5 -	58.878	43.069	1:41.947	76.98	0.846	16:37:19.998
6 -	59.761	42.891	1:42.652	76.45	1.551	16:39:02.650
7 -	59.966	43.946	1:43.912	75.52	2.811	16:40:46.562

P3 15		Billy PERKINS		Yamaha TZR 250 - T.w fuggle & son / Ashford tarmac		
IDEAL LAP TIME : 1:43.089		BEST LAP TIME : 1:43.089		DIFFERENCE : 0.000		
LAP	SECTOR 1	SECTOR 2	LAP TIME	MPH	DIFF	TIME OF DAY
1 -		44.165	1:51.362	70.47	8.273	16:30:38.962
2 -	1:01.414	43.672	1:45.086	74.68	1.997	16:32:24.048
3 -	1:01.451	43.200	1:44.651	74.99	1.562	16:34:08.699
4 -	1:00.507	43.333	1:43.840 (2)	75.57	0.751	16:35:52.539
5 -	1:00.086	43.003	1:43.089 (1)	76.12		16:37:35.628
6 -	1:00.541	43.781	1:44.322 (3)	75.22	1.233	16:39:19.950
7 -	1:01.244	44.334	1:45.578	74.33	2.489	16:41:05.528

P4 22		Rik BALLERINI		Yamaha TZR 250 - SCLS LTD, GECKO RACING, CAMBRIDGE		
IDEAL LAP TIME : 1:43.768		BEST LAP TIME : 1:44.354		DIFFERENCE : 0.586		
LAP	SECTOR 1	SECTOR 2	LAP TIME	MPH	DIFF	TIME OF DAY
1 -		44.400	1:50.739	70.86	6.385	16:30:38.339
2 -	1:00.773	43.992	1:44.765 (3)	74.91	0.411	16:32:23.104
3 -	1:00.882	43.883	1:44.765 (3)	74.91	0.411	16:34:07.869
4 -	1:00.998	43.534	1:44.532 (2)	75.07	0.178	16:35:52.401
5 -	1:00.858	43.496	1:44.354 (1)	75.20		16:37:36.755
6 -	1:00.272	45.463	1:45.735	74.22	1.381	16:39:22.490
7 -	1:01.201	44.324	1:45.525	74.37	1.171	16:41:08.015

P5 30		Alan COOPER		Yamaha TZR250 - twistgrip motorcycles		
IDEAL LAP TIME : 1:43.855		BEST LAP TIME : 1:44.146		DIFFERENCE : 0.291		
LAP	SECTOR 1	SECTOR 2	LAP TIME	MPH	DIFF	TIME OF DAY
1 -		44.073	1:52.426	69.80	8.280	16:30:40.026
2 -	1:01.484	44.158	1:45.642	74.28	1.496	16:32:25.668
3 -	1:00.429	43.717	1:44.146 (1)	75.35		16:34:09.814
4 -	1:01.150	43.426	1:44.576 (3)	75.04	0.430	16:35:54.390
5 -	1:00.887	43.556	1:44.443 (2)	75.14	0.297	16:37:38.833
6 -	1:00.797	44.770	1:45.567	74.34	1.421	16:39:24.400
7 -	1:01.394	44.185	1:45.579	74.33	1.433	16:41:09.979

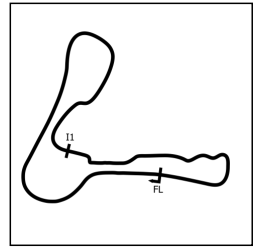
Weather / Track : Cloudy / Dry

Cadwell Park
Circuit Length = 2.1800 miles
Start: 16:28 Flag 16:40 End: 16:42

BMCRG - MRO Championships 2021 - Rnd 3 @ Cadwell Park

DFDS Yamaha Past Masters

RACE 16 - SECTOR ANALYSIS



SECTOR 1 = FL to I1, SECTOR 2 = I1 to FL, DIFF = Difference To Personal Best Lap, P = Crossed Finish Line in Pit Lane, D = Time Disallowed

P6 13		Doug EDMONDSON		Yamaha TZR250 - Stan Stephens Tuning		
IDEAL LAP TIME : 1:44.215		BEST LAP TIME : 1:44.783		DIFFERENCE : 0.568		
LAP	SECTOR 1	SECTOR 2	LAP TIME	MPH	DIFF	TIME OF DAY
1 -		44.008	1:50.084	71.29	5.301	16:30:37.684
2 -	1:01.959	43.817	1:45.776	74.19	0.993	16:32:23.460
3 -	1:01.509	43.274	1:44.783 (1)	74.89		16:34:08.243
4 -	1:01.935	43.861	1:45.796	74.18	1.013	16:35:54.039
5 -	1:01.738	43.609	1:45.347 (2)	74.49	0.564	16:37:39.386
6 -	1:00.941	44.645	1:45.586 (3)	74.32	0.803	16:39:24.972
7 -	1:02.562	43.422	1:45.984	74.04	1.201	16:41:10.956

P7 57		Geoff MOOK		Yamaha TZR 250 -		
IDEAL LAP TIME : 1:44.385		BEST LAP TIME : 1:44.385		DIFFERENCE : 0.000		
LAP	SECTOR 1	SECTOR 2	LAP TIME	MPH	DIFF	TIME OF DAY
1 -		44.784	1:53.995	68.84	9.610	16:30:41.595
2 -	1:02.409	44.936	1:47.345	73.11	2.960	16:32:28.940
3 -	1:01.534	44.494	1:46.028	74.01	1.643	16:34:14.968
4 -	1:01.261	44.343	1:45.604 (3)	74.31	1.219	16:36:00.572
5 -	1:01.547	43.990	1:45.537 (2)	74.36	1.152	16:37:46.109
6 -	1:00.782	43.603	1:44.385 (1)	75.18		16:39:30.494
7 -	1:02.942	44.532	1:47.474	73.02	3.089	16:41:17.968

P8 75 C		Barry MANTELL		Yamaha TZR250 - Swedish Car Connection		
IDEAL LAP TIME : 1:47.039		BEST LAP TIME : 1:47.333		DIFFERENCE : 0.294		
LAP	SECTOR 1	SECTOR 2	LAP TIME	MPH	DIFF	TIME OF DAY
1 -		45.133	1:53.920	68.89	6.587	16:30:41.520
2 -	1:02.252	45.081	1:47.333 (1)	73.11		16:32:28.853
3 -	1:02.514	44.930	1:47.444 (2)	73.04	0.111	16:34:16.297
4 -	1:03.432	45.364	1:48.796	72.13	1.463	16:36:05.093
5 -	1:04.467	45.509	1:49.976	71.36	2.643	16:37:55.069
6 -	1:03.583	45.595	1:49.178	71.88	1.845	16:39:44.247
7 -	1:02.109	45.429	1:47.538 (3)	72.97	0.205	16:41:31.785

P9 29		Derek CRIPPS		Yamaha TZR250 - Kelly Cripps - Team FBR		
IDEAL LAP TIME : 1:46.884		BEST LAP TIME : 1:47.211		DIFFERENCE : 0.327		
LAP	SECTOR 1	SECTOR 2	LAP TIME	MPH	DIFF	TIME OF DAY
1 -		45.447	1:55.031	68.22	7.820	16:30:42.631
2 -	1:03.113	45.047	1:48.160	72.55	0.949	16:32:30.791
3 -	1:02.271	45.171	1:47.442 (2)	73.04	0.231	16:34:18.233
4 -	1:02.242	45.539	1:47.781 (3)	72.81	0.570	16:36:06.014
5 -	1:03.919	45.668	1:49.587	71.61	2.376	16:37:55.601
6 -	1:03.210	45.984	1:49.194	71.87	1.983	16:39:44.795
7 -	1:01.837	45.374	1:47.211 (1)	73.20		16:41:32.006

P10 27 C		Richard HAYWARD		Yamaha TZR250 - Hazel Motors/ Gforce		
IDEAL LAP TIME : 1:47.087		BEST LAP TIME : 1:47.919		DIFFERENCE : 0.832		
LAP	SECTOR 1	SECTOR 2	LAP TIME	MPH	DIFF	TIME OF DAY
1 -		45.384	1:55.593	67.89	7.674	16:30:43.193
2 -	1:03.231	45.385	1:48.616	72.25	0.697	16:32:31.809
3 -	1:02.988	45.008	1:47.996 (2)	72.66	0.077	16:34:19.805
4 -	1:03.503	45.281	1:48.784	72.14	0.865	16:36:08.589
5 -	1:04.021	45.255	1:49.276	71.81	1.357	16:37:57.865
6 -	1:03.909	44.551	1:48.460 (3)	72.35	0.541	16:39:46.325
7 -	1:02.536	45.383	1:47.919 (1)	72.72		16:41:34.244

Weather / Track : Cloudy / Dry

Cadwell Park
Circuit Length = 2.1800 miles
Start: 16:28 Flag 16:40 End: 16:42

BMCRC - MRO Championships 2021 - Rnd 3 @ Cadwell Park

DFDS Yamaha Past Masters

RACE 16 - SECTOR ANALYSIS



SECTOR 1 = FL to I1, SECTOR 2 = I1 to FL, DIFF = Difference To Personal Best Lap, P = Crossed Finish Line in Pit Lane, D = Time Disallowed

P11 8 C		David BALL		Yamaha TZR250 - Gardiner Page and Roe pension consultants			
IDEAL LAP TIME : 1:49.420		BEST LAP TIME : 1:49.420		DIFFERENCE : 0.000			
LAP	SECTOR 1	SECTOR 2	LAP TIME	MPH	DIFF	TIME OF DAY	
1 -		46.018	1:57.446	66.82	8.026	16:30:45.046	
2 -	1:03.493	45.927	1:49.420 (1)	71.72		16:32:34.466	
3 -	1:04.490	46.128	1:50.618 (2)	70.94	1.198	16:34:25.084	
4 -	1:04.582	46.261	1:50.843 (3)	70.80	1.423	16:36:15.927	
5 -	1:05.665	46.918	1:52.583	69.70	3.163	16:38:08.510	
6 -	1:05.521	46.839	1:52.360	69.84	2.940	16:40:00.870	
7 -	1:05.744	47.042	1:52.786	69.58	3.366	16:41:53.656	

P12 72 C		Chris THAY		Yamaha TZR250 - Scell-it uk			
IDEAL LAP TIME : 1:51.418		BEST LAP TIME : 1:52.067		DIFFERENCE : 0.649			
LAP	SECTOR 1	SECTOR 2	LAP TIME	MPH	DIFF	TIME OF DAY	
1 -		47.266	2:01.443	64.62	9.376	16:30:49.043	
2 -	1:04.609	47.458	1:52.067 (1)	70.03		16:32:41.110	
3 -	1:06.203	47.294	1:53.497	69.14	1.430	16:34:34.607	
4 -	1:05.671	47.307	1:52.978	69.46	0.911	16:36:27.585	
5 -	1:05.725	47.054	1:52.779	69.58	0.712	16:38:20.364	
6 -	1:05.474	46.809	1:52.283 (2)	69.89	0.216	16:40:12.647	
7 -	1:05.155	47.444	1:52.599 (3)	69.69	0.532	16:42:05.246	

P13 92 C		Andrew MOOK		Yamaha TZR250 -			
IDEAL LAP TIME : 1:50.807		BEST LAP TIME : 1:51.682		DIFFERENCE : 0.875			
LAP	SECTOR 1	SECTOR 2	LAP TIME	MPH	DIFF	TIME OF DAY	
1 -		48.142	2:02.817	63.90	11.135	16:30:50.417	
2 -	1:06.834	48.103	1:54.937	68.28	3.255	16:32:45.354	
3 -	1:05.624	46.939	1:52.563	69.72	0.881	16:34:37.917	
4 -	1:05.135	46.554	1:51.689 (2)	70.26	0.007	16:36:29.606	
5 -	1:05.115	47.188	1:52.303	69.88	0.621	16:38:21.909	
6 -	1:04.886	47.116	1:52.002 (3)	70.07	0.320	16:40:13.911	
7 -	1:04.253	47.429	1:51.682 (1)	70.27		16:42:05.593	

P14 60		Daniel GOUGH		Yamaha TZR 250 - G Force Motorcycles			
IDEAL LAP TIME : 1:51.694		BEST LAP TIME : 1:51.760		DIFFERENCE : 0.066			
LAP	SECTOR 1	SECTOR 2	LAP TIME	MPH	DIFF	TIME OF DAY	
1 -		47.948	2:00.448	65.15	8.688	16:30:48.048	
2 -	1:06.350	47.830	1:54.180	68.73	2.420	16:32:42.228	
3 -	1:05.802	47.985	1:53.787	68.97	2.027	16:34:36.015	
4 -	1:05.617	47.250	1:52.867	69.53	1.107	16:36:28.882	
5 -	1:05.396	47.036	1:52.432 (2)	69.80	0.672	16:38:21.314	
6 -	1:05.268	46.492	1:51.760 (1)	70.22		16:40:13.074	
7 -	1:05.202	47.662	1:52.864 (3)	69.53	1.104	16:42:05.938	

P15 100 R		Dan SUTHERLAND		Yamaha TZR 250 - www.ypmrc.co.uk			
IDEAL LAP TIME : 1:55.070		BEST LAP TIME : 1:55.070		DIFFERENCE : 0.000			
LAP	SECTOR 1	SECTOR 2	LAP TIME	MPH	DIFF	TIME OF DAY	
1 -		48.038	2:02.238	64.20	7.168	16:30:49.838	
2 -	1:07.142	47.928	1:55.070 (1)	68.20		16:32:44.908	
3 -	1:07.728	48.503	1:56.231 (3)	67.52	1.161	16:34:41.139	
4 -	1:07.786	48.227	1:56.013 (2)	67.64	0.943	16:36:37.152	
5 -	1:08.546	48.639	1:57.185	66.97	2.115	16:38:34.337	
6 -	1:08.579	48.326	1:56.905	67.13	1.835	16:40:31.242	
7 -	1:07.617	48.870	1:56.487	67.37	1.417	16:42:27.729	

Weather / Track : Cloudy / Dry

Cadwell Park
 Circuit Length = 2.1800 miles
 Start: 16:28 Flag 16:40 End: 16:42

BMCRC - MRO Championships 2021 - Rnd 3 @ Cadwell Park

DFDS Yamaha Past Masters

RACE 16 - SECTOR ANALYSIS



SECTOR 1 = FL to I1, SECTOR 2 = I1 to FL, DIFF = Difference To Personal Best Lap, P = Crossed Finish Line in Pit Lane, D = Time Disallowed

P16 42 C		Martin PEARSON		Yamaha TZR250 - Viking Inspection		
IDEAL LAP TIME : 1:54.928		BEST LAP TIME : 1:55.423		DIFFERENCE : 0.495		
LAP	SECTOR 1	SECTOR 2	LAP TIME	MPH	DIFF	TIME OF DAY
1 -		49.734	2:06.512	62.03	11.089	16:30:54.112
2 -	1:08.179	48.756	1:56.935	67.11	1.512	16:32:51.047
3 -	1:07.611	49.128	1:56.739	67.22	1.316	16:34:47.786
4 -	1:07.800	48.381	1:56.181	67.55	0.758	16:36:43.967
5 -	1:06.831	48.607	1:55.438 (2)	67.98	0.015	16:38:39.405
6 -	1:07.145	48.278	1:55.423 (1)	67.99		16:40:34.828
7 -	1:06.650	49.044	1:55.694 (3)	67.83	0.271	16:42:30.522

P17 199		Michael FROST		Yamaha TZR250 -		
IDEAL LAP TIME : 1:55.193		BEST LAP TIME : 1:55.335		DIFFERENCE : 0.142		
LAP	SECTOR 1	SECTOR 2	LAP TIME	MPH	DIFF	TIME OF DAY
1 -		48.093	2:04.337	63.11	9.002	16:30:51.937
2 -	1:08.933	48.621	1:57.554	66.76	2.219	16:32:49.491
3 -	1:08.217	48.509	1:56.726 (3)	67.23	1.391	16:34:46.217
4 -	1:08.637	48.172	1:56.809	67.18	1.474	16:36:43.026
5 -	1:08.259	48.471	1:56.730	67.23	1.395	16:38:39.756
6 -	1:07.256	48.079	1:55.335 (1)	68.04		16:40:35.091
7 -	1:07.865	47.937	1:55.802 (2)	67.77	0.467	16:42:30.893

P18 33 C		Kieran LEWIS		Yamaha TZR250 - Controls For Doors Ltd/ G Force Motorcycles		
IDEAL LAP TIME : 2:00.512		BEST LAP TIME : 2:01.367		DIFFERENCE : 0.855		
LAP	SECTOR 1	SECTOR 2	LAP TIME	MPH	DIFF	TIME OF DAY
1 -		52.036	2:13.397	58.83	12.030	16:31:00.997
2 -	1:14.506	51.675	2:06.181	62.19	4.814	16:33:07.178
3 -	1:13.319	52.389	2:05.708	62.43	4.341	16:35:12.886
4 -	1:11.955	50.495	2:02.450 (3)	64.09	1.083	16:37:15.336
5 -	1:11.392	49.975	2:01.367 (1)	64.66		16:39:16.703
6 -	1:12.347	49.120	2:01.467 (2)	64.61	0.100	16:41:18.170

P19 25 C		Stephen WIMBLE		Yamaha TZR 250 - S.B.W Contractor		
IDEAL LAP TIME : 2:03.064		BEST LAP TIME : 2:03.291		DIFFERENCE : 0.227		
LAP	SECTOR 1	SECTOR 2	LAP TIME	MPH	DIFF	TIME OF DAY
1 -		52.670	2:13.627	58.73	10.336	16:31:01.227
2 -	1:16.085	51.195	2:07.280	61.65	3.989	16:33:08.507
3 -	1:12.449	53.184	2:05.633 (3)	62.46	2.342	16:35:14.140
4 -	1:12.087	52.139	2:04.226 (2)	63.17	0.935	16:37:18.366
5 -	1:12.790	53.841	2:06.631	61.97	3.340	16:39:24.997
6 -	1:12.314	50.977	2:03.291 (1)	63.65		16:41:28.288

P20 73 R		Colvin TURNER		Yamaha TZR250 -		
IDEAL LAP TIME : 2:03.441		BEST LAP TIME : 2:04.513		DIFFERENCE : 1.072		
LAP	SECTOR 1	SECTOR 2	LAP TIME	MPH	DIFF	TIME OF DAY
1 -		53.906	2:17.038	57.26	12.525	16:31:04.638
2 -	1:13.253	51.779	2:05.032 (3)	62.76	0.519	16:33:09.670
3 -	1:12.437	52.766	2:05.203	62.68	0.690	16:35:14.873
4 -	1:11.684	52.829	2:04.513 (1)	63.03		16:37:19.386
5 -	1:11.662	54.702	2:06.364	62.10	1.851	16:39:25.750
6 -	1:12.712	51.832	2:04.544 (2)	63.01	0.031	16:41:30.294

Weather / Track : Cloudy / Dry

Cadwell Park
Circuit Length = 2.1800 miles
Start: 16:28 Flag 16:40 End: 16:42

BMCRC - MRO Championships 2021 - Rnd 3 @ Cadwell Park

DFDS Yamaha Past Masters

RACE 16 - SECTOR ANALYSIS



SECTOR 1 = FL to I1, SECTOR 2 = I1 to FL, DIFF = Difference To Personal Best Lap, P = Crossed Finish Line in Pit Lane, D = Time Disallowed

P21	65 C	Nigel TERRY	Yamaha TZR250 - NTrap Garage Doors			
IDEAL LAP TIME : 2:04.381		BEST LAP TIME : 2:04.381	DIFFERENCE : 0.000			

LAP	SECTOR 1	SECTOR 2	LAP TIME	MPH	DIFF	TIME OF DAY
1 -		53.021	2:13.150	58.94	8.769	16:31:00.750
2 -	1:14.176	52.154	2:06.330 (2)	62.12	1.949	16:33:07.080
3 -	1:12.862	53.648	2:06.510 (3)	62.03	2.129	16:35:13.590
4 -	1:12.316	52.065	2:04.381 (1)	63.09		16:37:17.971
5 -	1:12.780	53.810	2:06.590	61.99	2.209	16:39:24.561
6 -	1:13.342	53.293	2:06.635	61.97	2.254	16:41:31.196

P22	74	Paul WHITBY	Yamaha TZR 250 - Greybridge Ltd			
IDEAL LAP TIME : 1:46.268		BEST LAP TIME : 1:46.458	DIFFERENCE : 0.190			

LAP	SECTOR 1	SECTOR 2	LAP TIME	MPH	DIFF	TIME OF DAY
1 -		45.309	1:55.871	67.73	9.413	16:30:43.471
2 -	1:02.651	44.833	1:47.484 (2)	73.01	1.026	16:32:30.955
3 -	1:01.435	45.023	1:46.458 (1)	73.71		16:34:17.413
4 -	1:02.428	45.586	1:48.014 (3)	72.65	1.556	16:36:05.427
5 -	1:03.383	45.690	1:49.073	71.95	2.615	16:37:54.500

P23	146	Michael MACE	Yamaha TZR250 - Kevin Marshall			
IDEAL LAP TIME : 1:44.175		BEST LAP TIME : 1:44.467	DIFFERENCE : 0.292			

LAP	SECTOR 1	SECTOR 2	LAP TIME	MPH	DIFF	TIME OF DAY
1 -		44.040	1:51.543	70.35	7.076	16:30:39.143
2 -	1:00.895	43.743	1:44.638 (2)	75.00	0.171	16:32:23.781
3 -	1:01.448	43.280	1:44.728 (3)	74.93	0.261	16:34:08.509
4 -	1:00.989	43.478	1:44.467 (1)	75.12		16:35:52.976

P24	67	Mark BAILEY	Yamaha TZR250 -			
IDEAL LAP TIME : 2:00.030		BEST LAP TIME : 2:00.030	DIFFERENCE : 0.000			

LAP	SECTOR 1	SECTOR 2	LAP TIME	MPH	DIFF	TIME OF DAY
1 -		51.440	2:13.763 (3)	58.67	13.733	16:31:01.363
2 -	1:10.422	50.512	2:00.934 (2)	64.89	0.904	16:33:02.297
3 -	1:09.535	50.495	2:00.030 (1)	65.38		16:35:02.327

P25	99 C	Paul FIRTH	Yamaha TZR250 - Joanne Porter			
IDEAL LAP TIME : 1:59.776		BEST LAP TIME : 2:00.064	DIFFERENCE : 0.288			

LAP	SECTOR 1	SECTOR 2	LAP TIME	MPH	DIFF	TIME OF DAY
1 -		50.422	2:08.293 (2)	61.17	8.229	16:30:55.893
2 -	1:09.963	50.101	2:00.064 (1)	65.36		16:32:55.957

BMCRC - MRO Championships 2021 - Rnd 3 @ Cadwell Park

DFDS Yamaha Past Masters

RACE 16 - BEST SECTORS

SECTOR 1			SECTOR 2			IDEAL / BEST COMPARISON						
POS	NO	NAME	TIME	NO	NAME	TIME	POS	NO	NAME	IDEAL	BEST	DIFF
									PERFECT LAP	1:40.473		
1	19	BRANTON	58.479	24	CARSON	41.994	1	19	BRANTON	1:40.874	1:41.101	0.227
2	24	CARSON	58.930	19	BRANTON	42.395	2	24	CARSON	1:40.924	1:40.926	0.002
3	15	PERKINS	1:00.086	15	PERKINS	43.003	3	15	PERKINS	1:43.089	1:43.089	0.000
4	22	BALLERINI	1:00.272	13	EDMONDSON	43.274	4	22	BALLERINI	1:43.768	1:44.354	0.586
5	30	COOPER	1:00.429	146	MACE	43.280	5	30	COOPER	1:43.855	1:44.146	0.291
6	57	MOOK	1:00.782	30	COOPER	43.426	6	146	MACE	1:44.175	1:44.467	0.292
7	146	MACE	1:00.895	22	BALLERINI	43.496	7	13	EDMONDSON	1:44.215	1:44.783	0.568
8	13	EDMONDSON	1:00.941	57	MOOK	43.603	8	57	MOOK	1:44.385	1:44.385	0.000
9	74	WHITBY	1:01.435	27	HAYWARD	44.551	9	74	WHITBY	1:46.268	1:46.458	0.190
10	29	CRIPPS	1:01.837	74	WHITBY	44.833	10	29	CRIPPS	1:46.884	1:47.211	0.327
11	75	MANTELL	1:02.109	75	MANTELL	44.930	11	75	MANTELL	1:47.039	1:47.333	0.294
12	27	HAYWARD	1:02.536	29	CRIPPS	45.047	12	27	HAYWARD	1:47.087	1:47.919	0.832
13	8	BALL	1:03.493	8	BALL	45.927	13	8	BALL	1:49.420	1:49.420	0.000
14	92	MOOK	1:04.253	60	GOUGH	46.492	14	92	MOOK	1:50.807	1:51.682	0.875
15	72	THAY	1:04.609	92	MOOK	46.554	15	72	THAY	1:51.418	1:52.067	0.649
16	60	GOUGH	1:05.202	72	THAY	46.809	16	60	GOUGH	1:51.694	1:51.760	0.066
17	42	PEARSON	1:06.650	100	SUTHERLAND	47.928	17	42	PEARSON	1:54.928	1:55.423	0.495
18	100	SUTHERLAND	1:07.142	199	FROST	47.937	18	100	SUTHERLAND	1:55.070	1:55.070	0.000
19	199	FROST	1:07.256	42	PEARSON	48.278	19	199	FROST	1:55.193	1:55.335	0.142
20	67	BAILEY	1:09.535	33	LEWIS	49.120	20	99	FIRTH	1:59.776	2:00.064	0.288
21	99	FIRTH	1:09.675	99	FIRTH	50.101	21	67	BAILEY	2:00.030	2:00.030	0.000
22	33	LEWIS	1:11.392	67	BAILEY	50.495	22	33	LEWIS	2:00.512	2:01.367	0.855
23	73	TURNER	1:11.662	25	WIMBLE	50.977	23	25	WIMBLE	2:03.064	2:03.291	0.227
24	25	WIMBLE	1:12.087	73	TURNER	51.779	24	73	TURNER	2:03.441	2:04.513	1.072
25	65	TERRY	1:12.316	65	TERRY	52.065	25	65	TERRY	2:04.381	2:04.381	0.000
26												
27												
28												

Weather / Track : Cloudy / Dry

Results can be found at www.tsl-timing.com

Cadwell Park
 Circuit Length = 2.1800 miles
 Start: 16:28 Flag 16:40 End: 16:42

Printed - 16:43 Sunday, 27 June 2021

BMCRC - MRO Championships 2021 - Rnd 3 @ Cadwell Park

DFDS Yamaha Past Masters

RACE 16 - STATISTICS

Competitors Started 27
Planned Start 2021-06-27 @ 16:05:00.000
Actual Start 2021-06-27 @ 16:28:47.599
Finish Time 2021-06-27 @ 16:40:41.184
Track Length 2.1800mi.
Total Laps 157
Total Distance Covered 342.2629mi.

Session Fastest Lap History

NO	CL	NAME	LAP TIME	TIME OF DAY	LAP	VEHICLE
24		Scott CARSON	1:45.851	16:30:33.457	1	Yamaha TZR250
24		Scott CARSON	1:41.059	16:32:14.516	2	Yamaha TZR250
24		Scott CARSON	1:40.926	16:35:36.673	4	Yamaha TZR250

Session Leader History

NO	CL	NAME	FROM LAP	LAPS LED	DISTANCE	VEHICLE
24		Scott CARSON	1	7	15.26 miles	Yamaha TZR250

Flag History

TYPE	TIME OF DAY
GREEN	16:28:47.599
FINISH	16:40:41.184

Flag Statistics

TYPE	COUNT	TOTAL LAPS	TOTAL TIME
Green	1	7	13:47.033
Red	0	0	0.000
Safety Car	0	0	0.000
FCY	0	0	0.000

BMCRC - MRO Championships 2021 - Rnd 3 @ Cadwell Park

DFDS Yamaha Past Masters

RACE 16 - STATISTICS

CLASS :

13 Starters

Fastest Lap History

NO	NAME	LAP TIME	TIME OF DAY	LAP	VEHICLE
24	Scott CARSON	1:45.851	16:30:33.457	1	Yamaha TZR250
24	Scott CARSON	1:41.059	16:32:14.516	2	Yamaha TZR250
24	Scott CARSON	1:40.926	16:35:36.673	4	Yamaha TZR250

Leader History

NO	NAME	FROM LAP	LAPS LED	DISTANCE	VEHICLE
24	Scott CARSON	1	7	15.26 miles	Yamaha TZR250

BMCRC - MRO Championships 2021 - Rnd 3 @ Cadwell Park

DFDS Yamaha Past Masters

RACE 16 - STATISTICS

CLASS : C

12 Starters

Fastest Lap History

NO	NAME	LAP TIME	TIME OF DAY	LAP	VEHICLE
75	Barry MANTELL	1:53.920	16:30:41.550	1	Yamaha TZR250
75	Barry MANTELL	1:47.333	16:32:28.883	2	Yamaha TZR250

Leader History

NO	NAME	FROM LAP	LAPS LED	DISTANCE	VEHICLE
75	Barry MANTELL	1	7	15.26 miles	Yamaha TZR250

BMCRC - MRO Championships 2021 - Rnd 3 @ Cadwell Park

DFDS Yamaha Past Masters

RACE 16 - STATISTICS

CLASS : R

2 Starters

Fastest Lap History

NO	NAME	LAP TIME	TIME OF DAY	LAP	VEHICLE
100	Dan SUTHERLAND	2:02.238	16:30:49.853	1	Yamaha TZR 250
100	Dan SUTHERLAND	1:55.070	16:32:44.923	2	Yamaha TZR 250

Leader History

NO	NAME	FROM LAP	LAPS LED	DISTANCE	VEHICLE
100	Dan SUTHERLAND	1	7	15.26 miles	Yamaha TZR 250

BMCRC-MRO Championships 2021



CHILTON MOTORS LTD
MZ CHAMPIONSHIP



**CHILTON MOTORS 250 MZ &
INTA MOTORCYCLES / TAYMAR
MOTORCYCLES BLUE HAZE GPF**

Cadwell Park

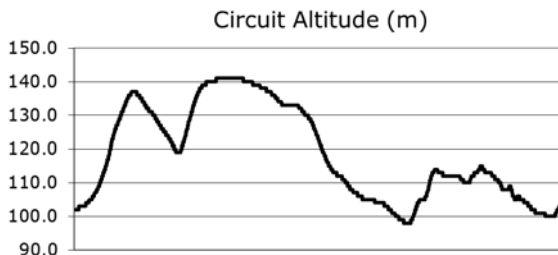
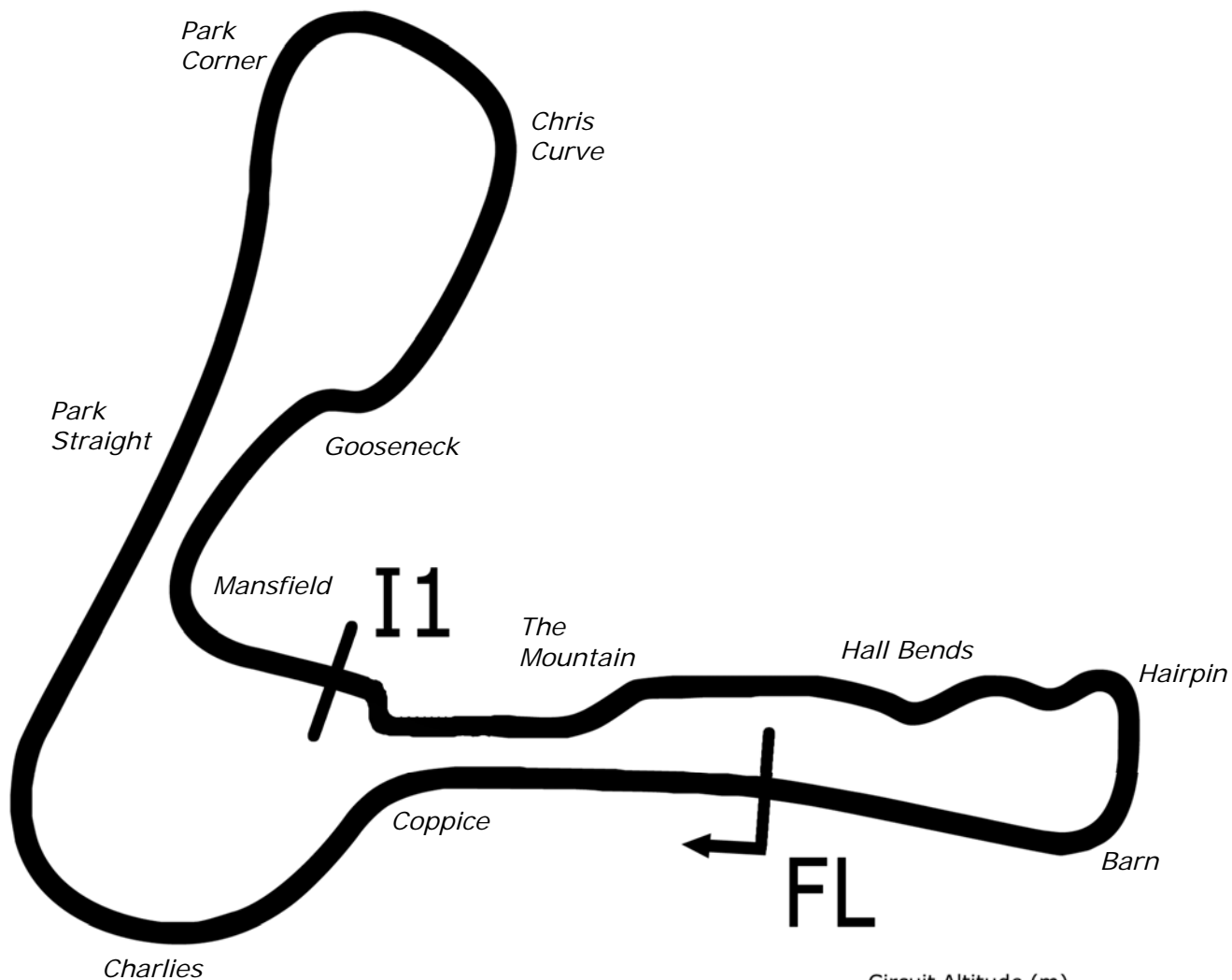
26th / 27th June 2021



Results Provided by Timing Solutions Ltd

www.tsl-timing.com

Cadwell Park



Length	2.1800 miles	3508.4 m
FL		53.31024 N 0.05940 W
I1	2330m	53.30708 N 0.06270 W
Pit Entry	3472m	53.31103 N 0.05889 W
Pit Exit	0m after FL	53.31030 N 0.05940 W
Pit Entry-Pit Exit 92m, 6.6s @50kph, 5.5s @60kph		

All results available at www.tsl-timing.com



BMCRC - MRO Championships 2021 - Rnd 3 @ Cadwell Park

Chilton Motors 250MZ & Blue Haze GPF

QUALIFYING - CLASSIFICATION

POS	NO	CL	PIC NAME	ENTRY	TIME	ON	LAPS	GAP	DIFF	MPH
1	88	GPF	1 Michael STANLEY	Yamaha TZR 250 -	1:48.940	4	7			72.04
2	4	GPF	2 James SEATH	Aprilia RS250 - Ovenden Earthmoving	1:49.280	7	7	0.340	0.340	71.81
3	22	GPF	3 Rik BALLERINI	Suzuki RG570 - SCLS LTD, GECKO RACING, CAMBI	1:50.745	4	4	1.805	1.465	70.86
4	32		1 John ASHMEAD	MZ ETZ 250 -	1:52.464	4	5	3.524	1.719	69.78
5	75		2 Peter WOODALL	MZ ETZ 250 - Online Lubricants	1:52.842	6	6	3.902	0.378	69.54
6	110	GPF	4 Mark HAIGH	Aprilia RS250 -	1:52.919	4	7	3.979	0.077	69.50
7	85		3 Andrew WALES	MZ ETZ 250 - Illuminated Design LTD	1:53.043	6	7	4.103	0.124	69.42
8	9		4 Gary HOWLETT	MZ TS250 - HS Racing	1:53.504	4	7	4.564	0.461	69.14
9	95		5 Christopher ROGERS	MZ ETZ 250 - CB Racing	1:53.519	3	5	4.579	0.015	69.13
10	69		6 Alexander MANN	MZ TS 250 - HS RACING	1:53.910	6	7	4.970	0.391	68.89
11	14	GPF	5 Denis HALIL	Yamaha TZR250 - D & A AUTOS	1:54.404	3	6	5.464	0.494	68.59
12	96		7 Chris KENT	MZ ETZ 250 - Powder House Coatings Ltd	1:55.854	5	6	6.914	1.450	67.74
13	71	GPF	6 Richard HICKLING	Aprilia RS 125 - Millstream Motor Services & Ringwood	1:57.664	6	6	8.724	1.810	66.69
14	108		8 Ian KEEBLE	MZ ETC 250 -	1:59.015	6	6	10.075	1.351	65.94
15	26	GPF	7 Damian LEE	Yamaha TZR250 - Leed Autos	2:00.828	3	4	11.888	1.813	64.95
16	64	GPF	8 Luke SCOFIELD	Aprilia RS 125 -	2:02.493	4	6	13.553	1.665	64.06
17	42	GPF	9 Martin PEARSON	Yamaha TZR250 - Viking Inspection	2:03.200	6	6	14.260	0.707	63.70
18	56		9 Russell TURNER	MZ ETZ 250 -	2:03.972	6	6	15.032	0.772	63.30
19	80		10 Paul MAGRATH	MZ ETZ 250 -	2:05.251	6	6	16.311	1.279	62.65
20	66		11 Graeme LEWIS	MZ ETZ 250 -	2:06.121	2	6	17.181	0.870	62.22
21	566		12 Michael WILBY	MZ ETZ 250 - Sziler UK	2:06.348	5	6	17.408	0.227	62.11
22	94		13 Gordon RYAN	MZ ETZ 250 - Chilton Motors	2:07.182	5	6	18.242	0.834	61.70
23	3		14 Max MAUD	MZ ETZ 250 -	2:07.843	6	6	18.903	0.661	61.38
24	67	GPF	10 Mark BAILEY	Yamaha TZR250 -	2:08.571	6	6	19.631	0.728	61.04
25	53	GPF	11 Alan COATES	Yamaha TZR250 - Clarendon Motorcycles Hull	2:08.823	2	2	19.883	0.252	60.92
26	251	GPF	12 Stephen WIMBLE	Yamaha TZR250 - S.B.W Contractor	2:11.031	6	6	22.091	2.208	59.89
27	565		15 Louis KERSHAW	MZ ETZ 250 -	2:13.410	1	1	24.470	2.379	58.82
28	18		16 Sam PEARSON	MZ ETZ 250 -	2:34.514	4	5	45.574	21.104	50.79
NS	199	GPF	Michael FROST	Yamaha TZR250 -						

Weather / Track : Cloudy / Dry

These results are provisional until the conclusion of any judicial and technical matters.

Cadwell Park

Circuit Length = 2.1800 miles

Start: 09:34 Flag 09:47 End: 09:49

Clerk Of Course :	Stewards :	Timekeeper : Sarah Evans
-------------------	------------	--------------------------

Results can be found at www.tsl-timing.com

Printed - 09:49 Saturday, 26 June 2021



BMCRC - MRO Championships 2021 - Rnd 3 @ Cadwell Park

Chilton Motors 250MZ & Blue Haze GPF

QUALIFYING - SECTOR ANALYSIS



SECTOR 1 = FL to I1, SECTOR 2 = I1 to FL, DIFF = Difference To Personal Best Lap, P = Crossed Finish Line in Pit Lane, D = Time Disallowed

P1 88 GPF Michael STANLEY		Yamaha TZR 250 -				
IDEAL LAP TIME : 1:48.438		BEST LAP TIME : 1:48.940				
		DIFFERENCE : 0.502				
LAP	SECTOR 1	SECTOR 2	LAP TIME	MPH	DIFF	TIME OF DAY
1 -	1:05.518	45.867	1:51.385	70.45	2.445	09:36:48.035
2 -	1:04.478	45.570	1:50.048 (3)	71.31	1.108	09:38:38.083
3 -	1:06.234	46.394	1:52.628	69.68	3.688	09:40:30.711
4 -	1:03.899	45.041	1:48.940 (1)	72.04		09:42:19.651
5 -	1:04.215	45.499	1:49.714 (2)	71.53	0.774	09:44:09.365
6 -	1:03.397	47.141	1:50.538	70.99	1.598	09:45:59.903
7 -	1:03.582	46.589	1:50.171	71.23	1.231	09:47:50.074

P2 4 GPF James SEATH		Aprilia RS250 - Ovenden Earthmoving				
IDEAL LAP TIME : 1:49.234		BEST LAP TIME : 1:49.280				
		DIFFERENCE : 0.046				
LAP	SECTOR 1	SECTOR 2	LAP TIME	MPH	DIFF	TIME OF DAY
1 -	1:07.276	49.734	1:57.010	67.07	7.730	09:37:06.885
2 -	1:07.181	46.566	1:53.747	68.99	4.467	09:39:00.632
3 -	1:03.970	47.204	1:51.174	70.59	1.894	09:40:51.806
4 -	1:03.553	46.030	1:49.583 (2)	71.61	0.303	09:42:41.389
5 -	1:03.700	45.884	1:49.584 (3)	71.61	0.304	09:44:30.973
6 -	1:03.941	46.680	1:50.621	70.94	1.341	09:46:21.594
7 -	1:03.350	45.930	1:49.280 (1)	71.81		09:48:10.874

P3 22 GPF Rik BALLERINI		Suzuki RG570 - SCLS LTD, GECKO RACING, CAMBRIDGE MK				
IDEAL LAP TIME : 1:50.641		BEST LAP TIME : 1:50.745				
		DIFFERENCE : 0.104				
LAP	SECTOR 1	SECTOR 2	LAP TIME	MPH	DIFF	TIME OF DAY
1 -	1:11.771	49.300	2:01.071	64.82	10.326	09:37:15.780
2 -	1:08.440	47.499	1:55.939 (3)	67.69	5.194	09:39:11.719
3 -	1:04.797	46.356	1:51.153 (2)	70.60	0.408	09:41:02.872
4 -	1:04.285	46.460	1:50.745 (1)	70.86		09:42:53.617

P4 32 John ASHMEAD		MZ ETZ 250 -				
IDEAL LAP TIME : 1:52.464		BEST LAP TIME : 1:52.464				
		DIFFERENCE : 0.000				
LAP	SECTOR 1	SECTOR 2	LAP TIME	MPH	DIFF	TIME OF DAY
1 -	1:11.891	51.246	2:03.137	63.73	10.673	09:37:07.046
2 -	1:08.259	49.595	1:57.854	66.59	5.390	09:39:04.900
3 -	1:06.870	49.057	1:55.927 (3)	67.69	3.463	09:41:00.827
4 -	1:04.853	47.611	1:52.464 (1)	69.78		09:42:53.291
5 -	1:05.346	48.572	1:53.918 (2)	68.89	1.454	09:44:47.209

P5 75 Peter WOODALL		MZ ETZ 250 - Online Lubricants				
IDEAL LAP TIME : 1:52.842		BEST LAP TIME : 1:52.842				
		DIFFERENCE : 0.000				
LAP	SECTOR 1	SECTOR 2	LAP TIME	MPH	DIFF	TIME OF DAY
1 -	1:08.386	50.551	1:58.937	65.98	6.095	09:37:11.066
2 -	1:07.564	48.267	1:55.831	67.75	2.989	09:39:06.897
3 -	1:06.186	49.025	1:55.211	68.11	2.369	09:41:02.108
4 -	1:06.229	47.579	1:53.808 (2)	68.95	0.966	09:42:55.916
5 -	1:07.010	47.758	1:54.768 (3)	68.38	1.926	09:44:50.684
6 -	1:05.366	47.476	1:52.842 (1)	69.54		09:46:43.526

Weather / Track : Cloudy / Dry

Cadwell Park
 Circuit Length = 2.1800 miles
 Start: 09:34 Flag 09:47 End: 09:49

BMCRC - MRO Championships 2021 - Rnd 3 @ Cadwell Park

Chilton Motors 250MZ & Blue Haze GPF

QUALIFYING - SECTOR ANALYSIS



SECTOR 1 = FL to I1, SECTOR 2 = I1 to FL, DIFF = Difference To Personal Best Lap, P = Crossed Finish Line in Pit Lane, D = Time Disallowed

P6 110 GPF Mark HAIGH		Aprilia RS250 -				
IDEAL LAP TIME : 1:52.828		BEST LAP TIME : 1:52.919				
		DIFFERENCE : 0.091				
LAP	SECTOR 1	SECTOR 2	LAP TIME	MPH	DIFF	TIME OF DAY
1 -	1:13.271	50.572	2:03.843	63.37	10.924	09:37:06.025
2 -	1:08.720	48.814	1:57.534	66.77	4.615	09:39:03.559
3 -	1:07.842	47.822	1:55.664	67.85	2.745	09:40:59.223
4 -	1:05.325	47.594	1:52.919 (1)	69.50		09:42:52.142
5 -	1:05.994	48.147	1:54.141 (3)	68.75	1.222	09:44:46.283
6 -	1:05.494	47.503	1:52.997 (2)	69.45	0.078	09:46:39.280
7 -	1:06.665	47.593	1:54.258	68.68	1.339	09:48:33.538

P7 85 Andrew WALES		MZ ETZ 250 - Illuminated Design LTD				
IDEAL LAP TIME : 1:52.556		BEST LAP TIME : 1:53.043				
		DIFFERENCE : 0.487				
LAP	SECTOR 1	SECTOR 2	LAP TIME	MPH	DIFF	TIME OF DAY
1 -	1:07.790	49.609	1:57.399	66.84	4.356	09:37:09.741
2 -	1:06.681	48.267	1:54.948	68.27	1.905	09:39:04.689
3 -	1:06.798	46.939	1:53.737 (2)	69.00	0.694	09:40:58.426
4 -	1:06.591	47.656	1:54.247 (3)	68.69	1.204	09:42:52.673
5 -	1:05.700	48.779	1:54.479	68.55	1.436	09:44:47.152
6 -	1:05.617	47.426	1:53.043 (1)	69.42		09:46:40.195
7 -	1:06.169	48.167	1:54.336	68.64	1.293	09:48:34.531

P8 9 Gary HOWLETT		MZ TS250 - HS Racing				
IDEAL LAP TIME : 1:53.504		BEST LAP TIME : 1:53.504				
		DIFFERENCE : 0.000				
LAP	SECTOR 1	SECTOR 2	LAP TIME	MPH	DIFF	TIME OF DAY
1 -	1:11.674	51.393	2:03.067	63.77	9.563	09:37:07.173
2 -	1:08.506	48.815	1:57.321	66.89	3.817	09:39:04.494
3 -	1:07.237	48.769	1:56.006	67.65	2.502	09:41:00.500
4 -	1:06.070	47.434	1:53.504 (1)	69.14		09:42:54.004
5 -	1:06.690	48.180	1:54.870 (3)	68.32	1.366	09:44:48.874
6 -	1:06.142	48.418	1:54.560 (2)	68.50	1.056	09:46:43.434
7 -	1:09.186	50.875	2:00.061	65.36	6.557	09:48:43.495

P9 95 Christopher ROGERS		MZ ETZ 250 - CB Racing				
IDEAL LAP TIME : 1:52.282		BEST LAP TIME : 1:53.519				
		DIFFERENCE : 1.237				
LAP	SECTOR 1	SECTOR 2	LAP TIME	MPH	DIFF	TIME OF DAY
1 -	1:12.988	51.187	2:04.175	63.20	10.656	09:37:07.169
2 -	1:07.812	49.264	1:57.076	67.03	3.557	09:39:04.245
3 -	1:06.796	46.723	1:53.519 (1)	69.13		09:40:57.764
4 -	1:07.520	48.458	1:55.978 (3)	67.66	2.459	09:42:53.742
5 -	1:05.559	49.069	1:54.628 (2)	68.46	1.109	09:44:48.370

P10 69 Alexander MANN		MZ TS 250 - HS RACING				
IDEAL LAP TIME : 1:53.779		BEST LAP TIME : 1:53.910				
		DIFFERENCE : 0.131				
LAP	SECTOR 1	SECTOR 2	LAP TIME	MPH	DIFF	TIME OF DAY
1 -	1:10.393	49.772	2:00.165	65.31	6.255	09:37:09.097
2 -	1:07.587	48.702	1:56.289	67.48	2.379	09:39:05.386
3 -	1:06.709	48.833	1:55.542 (3)	67.92	1.632	09:41:00.928
4 -	1:06.089	48.121	1:54.210 (2)	68.71	0.300	09:42:55.138
5 -	1:07.667	48.659	1:56.326	67.46	2.416	09:44:51.464
6 -	1:06.220	47.690	1:53.910 (1)	68.89		09:46:45.374
7 -	1:09.404	48.549	1:57.953	66.53	4.043	09:48:43.327

Weather / Track : Cloudy / Dry

Cadwell Park
 Circuit Length = 2.1800 miles
 Start: 09:34 Flag 09:47 End: 09:49

BMCRC - MRO Championships 2021 - Rnd 3 @ Cadwell Park

Chilton Motors 250MZ & Blue Haze GPF

QUALIFYING - SECTOR ANALYSIS



SECTOR 1 = FL to I1, SECTOR 2 = I1 to FL, DIFF = Difference To Personal Best Lap, P = Crossed Finish Line in Pit Lane, D = Time Disallowed

P11 14 GPF Denis HALIL			Yamaha TZR250 - D & A AUTOS			
IDEAL LAP TIME : 1:53.933		BEST LAP TIME : 1:54.404		DIFFERENCE : 0.471		
LAP	SECTOR 1	SECTOR 2	LAP TIME	MPH	DIFF	TIME OF DAY
1 -	1:10.011	49.983	1:59.994	65.40	5.590	09:37:22.442
2 -	1:07.285	49.581	1:56.866	67.15	2.462	09:39:19.308
3 -	1:06.496	47.908	1:54.404 (1)	68.59		09:41:13.712
4 -	1:06.999	48.046	1:55.045 (3)	68.21	0.641	09:43:08.757
5 -	1:06.025	48.438	1:54.463 (2)	68.56	0.059	09:45:03.220
6 -	1:08.039	49.435	1:57.474	66.80	3.070	09:47:00.694

P12 96 Chris KENT			MZ ETZ 250 - Powder House Coatings Ltd			
IDEAL LAP TIME : 1:55.214		BEST LAP TIME : 1:55.854		DIFFERENCE : 0.640		
LAP	SECTOR 1	SECTOR 2	LAP TIME	MPH	DIFF	TIME OF DAY
1 -	1:09.489	49.278	1:58.767	66.07	2.913	09:36:57.486
2 -	1:09.120	48.364	1:57.484	66.80	1.630	09:38:54.970
3 -	1:08.575	48.555	1:57.130 (2)	67.00	1.276	09:40:52.100
4 -	1:08.399	49.508	1:57.907	66.56	2.053	09:42:50.007
5 -	1:07.899	47.955	1:55.854 (1)	67.74		09:44:45.861
6 -	1:07.259	49.890	1:57.149 (3)	66.99	1.295	09:46:43.010

P13 71 GPF Richard HICKLING			Aprilia RS 125 - Millstream Motor Services & Ringwood Tyres			
IDEAL LAP TIME : 1:57.664		BEST LAP TIME : 1:57.664		DIFFERENCE : 0.000		
LAP	SECTOR 1	SECTOR 2	LAP TIME	MPH	DIFF	TIME OF DAY
1 -	1:16.198	53.889	2:10.087	60.32	12.423	09:37:45.186
2 -	1:10.856	50.596	2:01.452	64.61	3.788	09:39:46.638
3 -	1:09.746	48.871	1:58.617 (2)	66.16	0.953	09:41:45.255
4 -	1:10.087	54.814	2:04.901	62.83	7.237	09:43:50.156
5 -	1:09.018	51.995	2:01.013 (3)	64.85	3.349	09:45:51.169
6 -	1:08.911	48.753	1:57.664 (1)	66.69		09:47:48.833

P14 108 Ian KEEBLE			MZ ETC 250 -			
IDEAL LAP TIME : 1:58.691		BEST LAP TIME : 1:59.015		DIFFERENCE : 0.324		
LAP	SECTOR 1	SECTOR 2	LAP TIME	MPH	DIFF	TIME OF DAY
1 -	1:14.336	51.563	2:05.899	62.33	6.884	09:37:09.271
2 -	1:11.310	50.263	2:01.573	64.55	2.558	09:39:10.844
3 -	1:10.992	50.466	2:01.458	64.61	2.443	09:41:12.302
4 -	1:10.937	50.050	2:00.987 (3)	64.86	1.972	09:43:13.289
5 -	1:09.557	50.121	1:59.678 (2)	65.57	0.663	09:45:12.967
6 -	1:09.881	49.134	1:59.015 (1)	65.94		09:47:11.982

P15 26 GPF Damian LEE			Yamaha TZR250 - Leed Autos			
IDEAL LAP TIME : 1:59.050		BEST LAP TIME : 2:00.828		DIFFERENCE : 1.778		
LAP	SECTOR 1	SECTOR 2	LAP TIME	MPH	DIFF	TIME OF DAY
1 -	1:15.905	52.086	2:07.991 (3)	61.31	7.163	09:37:38.805
2 -	1:12.542	50.126	2:02.668 (2)	63.97	1.840	09:39:41.473
3 -	1:09.772	51.056	2:00.828 (1)	64.95		09:41:42.301
4 -	1:08.924	IN PIT	3:09.009 P	41.52	1:08.181	09:44:51.310

P16 64 GPF Luke SCOFIELD			Aprilia RS 125 -			
IDEAL LAP TIME :		BEST LAP TIME : 2:02.493		DIFFERENCE :		
LAP	SECTOR 1	SECTOR 2	LAP TIME	MPH	DIFF	TIME OF DAY
1 -			2:11.636	59.61	9.143	09:37:49.070
2 -			2:06.246	62.16	3.753	09:39:55.316
3 -			2:05.001	62.78	2.508	09:42:00.317
4 -			2:02.493 (1)	64.06		09:44:02.810
5 -			2:03.278 (2)	63.66	0.785	09:46:06.088
6 -			2:04.103 (3)	63.23	1.610	09:48:10.191

Weather / Track : Cloudy / Dry

Cadwell Park
Circuit Length = 2.1800 miles
Start: 09:34 Flag 09:47 End: 09:49

BMCRC - MRO Championships 2021 - Rnd 3 @ Cadwell Park

Chilton Motors 250MZ & Blue Haze GPF

QUALIFYING - SECTOR ANALYSIS



SECTOR 1 = FL to I1, SECTOR 2 = I1 to FL, DIFF = Difference To Personal Best Lap, P = Crossed Finish Line in Pit Lane, D = Time Disallowed

P17 42 GPF		Martin PEARSON		Yamaha TZR250 - Viking Inspection			
IDEAL LAP TIME : 2:03.093		BEST LAP TIME : 2:03.200		DIFFERENCE : 0.107			
LAP	SECTOR 1	SECTOR 2	LAP TIME	MPH	DIFF	TIME OF DAY	
1 -	1:18.736	54.806	2:13.542	58.76	10.342	09:37:14.391	
2 -	1:14.201	53.228	2:07.429	61.58	4.229	09:39:21.820	
3 -	1:13.505	52.356	2:05.861	62.35	2.661	09:41:27.681	
4 -	1:12.773	52.153	2:04.926 (3)	62.82	1.726	09:43:32.607	
5 -	1:11.917	51.584	2:03.501 (2)	63.54	0.301	09:45:36.108	
6 -	1:12.024	51.176	2:03.200 (1)	63.70		09:47:39.308	

P18 56		Russell TURNER		MZ ETZ 250 -			
IDEAL LAP TIME : 2:03.972		BEST LAP TIME : 2:03.972		DIFFERENCE : 0.000			
LAP	SECTOR 1	SECTOR 2	LAP TIME	MPH	DIFF	TIME OF DAY	
1 -	1:15.818	53.356	2:09.174	60.75	5.202	09:37:24.910	
2 -	1:14.490	52.040	2:06.530 (3)	62.02	2.558	09:39:31.440	
3 -	1:13.248	52.151	2:05.399 (2)	62.58	1.427	09:41:36.839	
4 -	1:14.143	53.384	2:07.527	61.54	3.555	09:43:44.366	
5 -	1:14.704	52.279	2:06.983	61.80	3.011	09:45:51.349	
6 -	1:12.174	51.798	2:03.972 (1)	63.30		09:47:55.321	

P19 80		Paul MAGRATH		MZ ETZ 250 -			
IDEAL LAP TIME : 2:04.839		BEST LAP TIME : 2:05.251		DIFFERENCE : 0.412			
LAP	SECTOR 1	SECTOR 2	LAP TIME	MPH	DIFF	TIME OF DAY	
1 -	1:21.332	54.537	2:15.869	57.76	10.618	09:37:33.742	
2 -	1:17.161	53.131	2:10.292	60.23	5.041	09:39:44.034	
3 -	1:15.777	53.125	2:08.902	60.88	3.651	09:41:52.936	
4 -	1:14.950	51.531	2:06.481 (3)	62.04	1.230	09:43:59.417	
5 -	1:14.540	51.738	2:06.278 (2)	62.14	1.027	09:46:05.695	
6 -	1:13.308	51.943	2:05.251 (1)	62.65		09:48:10.946	

P20 66		Graeme LEWIS		MZ ETZ 250 -			
IDEAL LAP TIME : 2:05.313		BEST LAP TIME : 2:06.121		DIFFERENCE : 0.808			
LAP	SECTOR 1	SECTOR 2	LAP TIME	MPH	DIFF	TIME OF DAY	
1 -	1:15.697	51.530	2:07.227 (3)	61.68	1.106	09:37:10.658	
2 -	1:13.783	52.338	2:06.121 (1)	62.22		09:39:16.779	
3 -	1:14.209	52.350	2:06.559 (2)	62.01	0.438	09:41:23.338	
4 -	1:14.776	54.917	2:09.693	60.51	3.572	09:43:33.031	
5 -	1:17.382	54.160	2:11.542	59.66	5.421	09:45:44.573	
6 -	1:16.896	52.616	2:09.512	60.59	3.391	09:47:54.085	

P21 566		Michael WILBY		MZ ETZ 250 - Sziler UK			
IDEAL LAP TIME : 2:06.137		BEST LAP TIME : 2:06.348		DIFFERENCE : 0.211			
LAP	SECTOR 1	SECTOR 2	LAP TIME	MPH	DIFF	TIME OF DAY	
1 -	1:15.512	53.495	2:09.007	60.83	2.659	09:37:25.595	
2 -	1:15.015	53.840	2:08.855	60.90	2.507	09:39:34.450	
3 -	1:15.399	53.243	2:08.642 (3)	61.00	2.294	09:41:43.092	
4 -	1:15.949	55.279	2:11.228	59.80	4.880	09:43:54.320	
5 -	1:13.924	52.424	2:06.348 (1)	62.11		09:46:00.668	
6 -	1:14.888	52.213	2:07.101 (2)	61.74	0.753	09:48:07.769	

Weather / Track : Cloudy / Dry

Cadwell Park
Circuit Length = 2.1800 miles
Start: 09:34 Flag 09:47 End: 09:49

BMCRC - MRO Championships 2021 - Rnd 3 @ Cadwell Park

Chilton Motors 250MZ & Blue Haze GPF

QUALIFYING - SECTOR ANALYSIS



SECTOR 1 = FL to I1, SECTOR 2 = I1 to FL, DIFF = Difference To Personal Best Lap, P = Crossed Finish Line in Pit Lane, D = Time Disallowed

P22 94		Gordon RYAN		MZ ETZ 250 - Chilton Motors			
IDEAL LAP TIME : 2:07.182		BEST LAP TIME : 2:07.182		DIFFERENCE : 0.000			
LAP	SECTOR 1	SECTOR 2	LAP TIME	MPH	DIFF	TIME OF DAY	
1 -	1:15.818	55.470	2:11.288	59.77	4.106	09:37:24.984	
2 -	1:15.317	54.082	2:09.399 (3)	60.65	2.217	09:39:34.383	
3 -	1:16.405	54.391	2:10.796	60.00	3.614	09:41:45.179	
4 -	1:14.247	56.439	2:10.686	60.05	3.504	09:43:55.865	
5 -	1:13.883	53.299	2:07.182 (1)	61.70		09:46:03.047	
6 -	1:14.039	53.739	2:07.778 (2)	61.41	0.596	09:48:10.825	

P23 3		Max MAUD		MZ ETZ 250 -			
IDEAL LAP TIME : 2:07.578		BEST LAP TIME : 2:07.843		DIFFERENCE : 0.265			
LAP	SECTOR 1	SECTOR 2	LAP TIME	MPH	DIFF	TIME OF DAY	
1 -	1:18.371	53.597	2:11.968	59.46	4.125	09:37:27.093	
2 -	1:14.267	54.175	2:08.442 (2)	61.10	0.599	09:39:35.535	
3 -	1:14.791	53.971	2:08.762	60.95	0.919	09:41:44.297	
4 -	1:14.312	54.924	2:09.236	60.72	1.393	09:43:53.533	
5 -	1:15.270	53.347	2:08.617 (3)	61.01	0.774	09:46:02.150	
6 -	1:14.532	53.311	2:07.843 (1)	61.38		09:48:09.993	

P24 67 GPF		Mark BAILEY		Yamaha TZR250 -			
IDEAL LAP TIME : 2:08.571		BEST LAP TIME : 2:08.571		DIFFERENCE : 0.000			
LAP	SECTOR 1	SECTOR 2	LAP TIME	MPH	DIFF	TIME OF DAY	
1 -	1:22.147	56.732	2:18.879	56.51	10.308	09:37:46.993	
2 -	1:18.084	56.458	2:14.542	58.33	5.971	09:40:01.535	
3 -	1:17.823	55.338	2:13.161	58.93	4.590	09:42:14.696	
4 -	1:17.307	54.942	2:12.249 (2)	59.34	3.678	09:44:26.945	
5 -	1:17.784	55.353	2:13.137 (3)	58.94	4.566	09:46:40.082	
6 -	1:15.187	53.384	2:08.571 (1)	61.04		09:48:48.653	

P25 53 GPF		Alan COATES		Yamaha TZR250 - Clarendon Motorcycles Hull			
IDEAL LAP TIME : 2:07.223		BEST LAP TIME : 2:08.823		DIFFERENCE : 1.600			
LAP	SECTOR 1	SECTOR 2	LAP TIME	MPH	DIFF	TIME OF DAY	
1 -	1:17.548	53.797	2:11.345 (2)	59.75	2.522	09:37:38.665	
2 -	1:13.426	55.397	2:08.823 (1)	60.92		09:39:47.488	

P26 251 GPF		Stephen WIMBLE		Yamaha TZR250 - S.B.W Contractor			
IDEAL LAP TIME : 2:11.031		BEST LAP TIME : 2:11.031		DIFFERENCE : 0.000			
LAP	SECTOR 1	SECTOR 2	LAP TIME	MPH	DIFF	TIME OF DAY	
1 -	1:18.771	56.179	2:14.950	58.15	3.919	09:37:45.633	
2 -	1:18.107	56.258	2:14.365	58.40	3.334	09:39:59.998	
3 -	1:18.720	56.120	2:14.840	58.20	3.809	09:42:14.838	
4 -	1:17.914	55.912	2:13.826 (3)	58.64	2.795	09:44:28.664	
5 -	1:16.415	54.967	2:11.382 (2)	59.73	0.351	09:46:40.046	
6 -	1:16.182	54.849	2:11.031 (1)	59.89		09:48:51.077	

P27 565		Louis KERSHAW		MZ ETZ 250 -			
IDEAL LAP TIME : 2:09.884		BEST LAP TIME : 2:13.410		DIFFERENCE : 3.526			
LAP	SECTOR 1	SECTOR 2	LAP TIME	MPH	DIFF	TIME OF DAY	
1 -	1:19.472	53.938	2:13.410 (1)	58.82		09:37:51.971	

Weather / Track : Cloudy / Dry

Cadwell Park
Circuit Length = 2.1800 miles
Start: 09:34 Flag 09:47 End: 09:49

BMCRC - MRO Championships 2021 - Rnd 3 @ Cadwell Park

Chilton Motors 250MZ & Blue Haze GPF

QUALIFYING - SECTOR ANALYSIS



SECTOR 1 = FL to I1, SECTOR 2 = I1 to FL, DIFF = Difference To Personal Best Lap, P = Crossed Finish Line in Pit Lane, D = Time Disallowed

P28 18		Sam PEARSON		MZ ETZ 250 -			
IDEAL LAP TIME : 2:33.502		BEST LAP TIME : 2:34.514		DIFFERENCE : 1.012			
LAP	SECTOR 1	SECTOR 2	LAP TIME	MPH	DIFF	TIME OF DAY	
1 -	1:45.753	1:08.600	2:54.353	45.01	19.839	09:38:33.157	
2 -	1:39.337	1:05.783	2:45.120	47.52	10.606	09:41:18.277	
3 -	1:33.559	1:05.436	2:38.995 (3)	49.36	4.481	09:43:57.272	
4 -	1:31.446	1:03.068	2:34.514 (1)	50.79		09:46:31.786	
5 -	1:30.434	1:04.560	2:34.994 (2)	50.63	0.480	09:49:06.780	

BMCRC - MRO Championships 2021 - Rnd 3 @ Cadwell Park

Chilton Motors 250MZ & Blue Haze GPF

QUALIFYING - BEST SECTORS

SECTOR 1				SECTOR 2				IDEAL / BEST COMPARISON				
POS	NO	NAME	TIME	NO	NAME	TIME	POS	NO	NAME	IDEAL	BEST	DIFF
									PERFECT LAP	1:48.391		
1	4	SEATH	1:03.350	88	STANLEY	45.041	1	88	STANLEY	1:48.438	1:48.940	0.502
2	88	STANLEY	1:03.397	4	SEATH	45.884	2	4	SEATH	1:49.234	1:49.280	0.046
3	22	BALLERINI	1:04.285	22	BALLERINI	46.356	3	22	BALLERINI	1:50.641	1:50.745	0.104
4	32	ASHMEAD	1:04.853	95	ROGERS	46.723	4	95	ROGERS	1:52.282	1:53.519	1.237
5	110	HAIGH	1:05.325	85	WALES	46.939	5	32	ASHMEAD	1:52.464	1:52.464	0.000
6	75	WOODALL	1:05.366	9	HOWLETT	47.434	6	85	WALES	1:52.556	1:53.043	0.487
7	95	ROGERS	1:05.559	75	WOODALL	47.476	7	110	HAIGH	1:52.828	1:52.919	0.091
8	85	WALES	1:05.617	110	HAIGH	47.503	8	75	WOODALL	1:52.842	1:52.842	0.000
9	14	HALIL	1:06.025	32	ASHMEAD	47.611	9	9	HOWLETT	1:53.504	1:53.504	0.000
10	9	HOWLETT	1:06.070	69	MANN	47.690	10	69	MANN	1:53.779	1:53.910	0.131
11	69	MANN	1:06.089	14	HALIL	47.908	11	14	HALIL	1:53.933	1:54.404	0.471
12	96	KENT	1:07.259	96	KENT	47.955	12	96	KENT	1:55.214	1:55.854	0.640
13	71	HICKLING	1:08.911	71	HICKLING	48.753	13	71	HICKLING	1:57.664	1:57.664	0.000
14	26	LEE	1:08.924	108	KEEBLE	49.134	14	108	KEEBLE	1:58.691	1:59.015	0.324
15	108	KEEBLE	1:09.557	26	LEE	50.126	15	26	LEE	1:59.050	2:00.828	1.778
16	42	PEARSON	1:11.917	42	PEARSON	51.176	16	42	PEARSON	2:03.093	2:03.200	0.107
17	56	TURNER	1:12.174	66	LEWIS	51.530	17	56	TURNER	2:03.972	2:03.972	0.000
18	80	MAGRATH	1:13.308	80	MAGRATH	51.531	18	80	MAGRATH	2:04.839	2:05.251	0.412
19	53	COATES	1:13.426	56	TURNER	51.798	19	66	LEWIS	2:05.313	2:06.121	0.808
20	66	LEWIS	1:13.783	566	WILBY	52.213	20	566	WILBY	2:06.137	2:06.348	0.211
21	94	RYAN	1:13.883	94	RYAN	53.299	21	94	RYAN	2:07.182	2:07.182	0.000
22	566	WILBY	1:13.924	3	MAUD	53.311	22	53	COATES	2:07.223	2:08.823	1.600
23	3	MAUD	1:14.267	67	BAILEY	53.384	23	3	MAUD	2:07.578	2:07.843	0.265
24	67	BAILEY	1:15.187	53	COATES	53.797	24	67	BAILEY	2:08.571	2:08.571	0.000
25	565	KERSHAW	1:15.946	565	KERSHAW	53.938	25	565	KERSHAW	2:09.884	2:13.410	3.526
26	251	WIMBLE	1:16.182	251	WIMBLE	54.849	26	251	WIMBLE	2:11.031	2:11.031	0.000
27	18	PEARSON	1:30.434	18	PEARSON	1:03.068	27	18	PEARSON	2:33.502	2:34.514	1.012
28							28	64	SCOFIELD		2:02.493	

Weather / Track : Cloudy / Dry

Cadwell Park
 Circuit Length = 2.1800 miles
 Start: 09:34 Flag 09:47 End: 09:49

Results can be found at www.tsl-timing.com

Printed - 09:50 Saturday, 26 June 2021

BMCRC - MRO Championships 2021 - Rnd 3 @ Cadwell Park

Chilton Motors 250MZ & Blue Haze GPF

QUALIFYING - STATISTICS

Competitors Started 28
Planned Start 2021-06-26 @ 09:34:00.000
Actual Start 2021-06-26 @ 09:34:19.179
Finish Time 2021-06-26 @ 09:47:07.478
Track Length 2.1800mi.
Total Laps 158
Total Distance Covered 344.4429mi.

Session Fastest Lap History

NO	CL	NAME	LAP TIME	TIME OF DAY	LAP	VEHICLE
88	GPF	Michael STANLEY	1:51.385	09:36:48.051	1	Yamaha TZR 250
88	GPF	Michael STANLEY	1:50.048	09:38:38.099	2	Yamaha TZR 250
88	GPF	Michael STANLEY	1:48.940	09:42:19.667	4	Yamaha TZR 250

Flag History

TYPE	TIME OF DAY
GREEN	09:34:19.179
FINISH	09:47:07.478

Flag Statistics

TYPE	COUNT	TOTAL LAPS	TOTAL TIME
Green	1	7	14:52.593
Red	0	0	0.000
Safety Car	0	0	0.000
FCY	0	0	0.000

BMCRC - MRO Championships 2021 - Rnd 3 @ Cadwell Park

Chilton Motors 250MZ & Blue Haze GPF

QUALIFYING - STATISTICS

CLASS : GPF

12 Starters

Fastest Lap History

NO	NAME	LAP TIME	TIME OF DAY	LAP	VEHICLE
88	Michael STANLEY	1:51.385	09:36:48.051	1	Yamaha TZR 250
88	Michael STANLEY	1:50.048	09:38:38.099	2	Yamaha TZR 250
88	Michael STANLEY	1:48.940	09:42:19.667	4	Yamaha TZR 250

BMCRC - MRO Championships 2021 - Rnd 3 @ Cadwell Park

Chilton Motors 250MZ & Blue Haze GPF

QUALIFYING - STATISTICS

CLASS :

16 Starters

Fastest Lap History

NO	NAME	LAP TIME	TIME OF DAY	LAP	VEHICLE
96	Chris KENT	1:58.767	09:36:57.499	1	MZ ETZ 250
85	Andrew WALES	1:57.399	09:37:09.775	1	MZ ETZ 250
95	Christopher ROGERS	1:57.076	09:39:04.277	2	MZ ETZ 250
85	Andrew WALES	1:54.948	09:39:04.723	2	MZ ETZ 250
95	Christopher ROGERS	1:53.519	09:40:57.796	3	MZ ETZ 250
32	John ASHMEAD	1:52.464	09:42:53.324	4	MZ ETZ 250

Weather / Track : Cloudy / Dry

Results can be found at www.tsl-timing.com

Page 3 of 3

Cadwell Park
Circuit Length = 2.1800 miles
Start: 09:34 Flag 09:47 End: 09:49

Printed - 09:50 Saturday, 26 June 2021

BMCRC - MRO Championships 2021 - Rnd 3 @ Cadwell Park

Chilton Motors 250MZ & Blue Haze GPF

RACE 3 - GRID (7 Laps)

ROW 12		34	2:34.514	18 Sam PEARSON													
ROW 11	31	2:07.182		94 Gordon RYAN	32	2:07.843		3 Max MAUD	33	2:13.410		565 Louis KERSHAW					
ROW 10			2:05.251		28	80 Paul MAGRATH		29	2:06.121		66 Graeme LEWIS		30	2:06.348		566 Michael WILBY	
ROW 9	25	1:55.854		96 Chris KENT			1:59.015		26	108 Ian KEEBLE			27	2:03.972		56 Russell TURNER	
ROW 8			1:53.504		22	9 Gary HOWLETT			23	1:53.519		95 Christopher ROGERS			24	1:53.910	69 Alexander MANN
ROW 7	19	1:52.464		32 John ASHMEAD			1:52.842		20	75 Peter WOODALL			21	1:53.043		85 Andrew WALES	
ROW 6					16				17				18				
ROW 5	13			199 Michael FROST					14				15				
ROW 4			2:08.571		10	67 Mark BAILEY			11	2:08.823		53 Alan COATES			12	2:11.031	251 Stephen WIMBLE
ROW 3	7	2:00.828		26 Damian LEE			2:02.493		8	64 Luke SCOFIELD			9	2:03.200		42 Martin PEARSON	
ROW 2			1:52.919		4	110 Mark HAIGH			5	1:54.404		14 Denis HALIL			6	1:57.664	71 Richard HICKLING
ROW 1	1	1:48.940		88 Michael STANLEY			1:49.280		2	4 James SEATH			3	1:50.745		22 Rik BALLERINI	
				Pole													

Cadwell Park

Circuit Length = 2.1800 miles

These results are provisional until the conclusion of any judicial and technical matters.

Clerk Of Course :	Stewards :	Timekeeper : Sarah Evans
-------------------	------------	--------------------------

Results can be found at www.tsl-timing.com

Printed - 09:51 Saturday, 26 June 2021





BMCRC - MRO Championships 2021 - Rnd 3 @ Cadwell Park

Chilton Motors 250MZ & Blue Haze GPF

RACE 3 - CLASSIFICATION

POS	NO	CL	PIC NAME	ENTRY	LAPS	TIME	GAP	DIFF	MPH	BEST	ON
1	22	GPF	1 Rik BALLERINI	Suzuki RG570 - SCLS LTD, GECKO RACING, CAM	7	12:30.887			73.16	1:45.894	4
2	4	GPF	2 James SEATH	Aprilia RS250 - Ovenden Earthmoving	7	12:42.790	11.903	11.903	72.02	1:47.473	2
3	14	GPF	3 Denis HALIL	Yamaha TZR250 - D & A AUTOS	7	12:48.040	17.153	5.250	71.52	1:47.463	3
4	26	GPF	4 Damian LEE	Yamaha TZR250 - Leed Autos	7	13:38.006	1:07.119	49.966	67.15	1:54.150	7
5	53	GPF	5 Alan COATES	Yamaha TZR250 - Clarendon Motorcycles Hull	7	13:45.928	1:15.041	7.922	66.51	1:54.294	7
6	71	GPF	6 Richard HICKLING	Aprilia RS 125 - Millstream Motor Services & Ringwr	7	13:46.652	1:15.765	0.724	66.45	1:54.309	5
7	95		1 Christopher ROGERS	MZ ETZ 250 - CB Racing	7	13:47.848	1:16.961	1.196	66.36	1:50.741	7
8	96		2 Chris KENT	MZ ETZ 250 - Powder House Coatings Ltd	7	13:48.624	1:17.737	0.776	66.29	1:50.555	7
9	85		3 Andrew WALES	MZ ETZ 250 - Illuminated Design LTD	7	13:50.897	1:20.010	2.273	66.11	1:51.854	2
10	42	GPF	7 Martin PEARSON	Yamaha TZR250 - Viking Inspection	7	14:12.852	1:41.965	21.955	64.41	1:58.520	5
11	64	GPF	8 Luke SCOFIELD	Aprilia RS 125 -	7	14:12.996	1:42.109	0.144	64.40	1:59.037	7
12	69		4 Alexander MANN	MZ TS 250 - HS RACING	7	14:13.955	1:43.068	0.959	64.33	1:54.563	5
13	199	GPF	9 Michael FROST	Yamaha TZR250 -	6	12:33.088	1 Lap	1 Lap	62.52	2:02.112	6
14	251	GPF	10 Stephen WIMBLE	Yamaha TZR250 - S.B.W Contractor	6	12:46.731	1 Lap	13.643	61.41	2:05.956	6
15	108		5 Ian KEEBLE	MZ ETC 250 -	6	12:54.203	1 Lap	7.472	60.82	2:00.002	6
16	80		6 Paul MAGRATH	MZ ETZ 250 -	6	13:07.501	1 Lap	13.298	59.79	2:00.396	6
17	66		7 Graeme LEWIS	MZ ETZ 250 -	6	13:16.691	1 Lap	9.190	59.10	2:05.498	4
18	566		8 Michael WILBY	MZ ETZ 250 - Sziler UK	6	13:31.712	1 Lap	15.021	58.01	2:07.430	4
19	94		9 Gordon RYAN	MZ ETZ 250 - Chilton Motors	6	13:31.839	1 Lap	0.127	58.00	2:07.176	4

NOT CLASSIFIED

DNF	3		Max MAUD	MZ ETZ 250 -	4	9:24.389	3 Laps	2 Laps	55.62	2:10.929	3
DNF	18		Sam PEARSON	MZ ETZ 250 -	4	10:58.750	3 Laps	1:34.361	47.65	2:31.425	3
DNF	9		Gary HOWLETT	MZ TS250 - HS Racing	2	4:30.790	5 Laps	2 Laps	57.96	1:55.394	2
DNF	110	GPF	Mark HAIGH	Aprilia RS250 -	1	2:10.326	6 Laps	1 Lap	60.21	2:10.326	1
DNF	32		John ASHMEAD	MZ ETZ 250 -	1	2:32.638	6 Laps	22.312	51.41	2:32.638	1
DNF	56		Russell TURNER	MZ ETZ 250 -	1	2:45.917	6 Laps	13.279	47.30	2:45.917	1
DNF	565		Louis KERSHAW	MZ ETZ 250 -	1	2:57.767	6 Laps	11.850	44.14	2:57.767	1
DNF	67	GPF	Mark BAILEY	Yamaha TZR250 -	0						
DNF	75		Peter WOODALL	MZ ETZ 250 - Online Lubricants	0						
NS	88	GPF	Michael STANLEY	Yamaha TZR 250 -	0						

FASTEST LAP

22	GPF	Rik BALLERINI	Suzuki RG570 - SCLS LTD, GECKO RACING, CAM	4	1:45.894	74.11 mph	119.27 kph
96		Chris KENT	MZ ETZ 250 - Powder House Coatings Ltd	7	1:50.555	70.98 mph	114.24 kph

Class GPF - 92.5% of Race Speed = 67.67 mph
Class - 92.5% of Race Speed = 61.38 mph

Cadwell Park: 2.1800 miles
Race Distance: 7 Laps / 15.26 miles
Start: 12:25 Flag 12:37 End: 12:39

Weather / Track : Cloudy / Dry

These results are provisional until the conclusion of any judicial and technical matters.

Clerk Of Course :	Stewards :	Timekeeper : Sarah Evans
-------------------	------------	--------------------------

Results can be found at www.tsl-timing.com

Printed - 12:40 Saturday, 26 June 2021



BMCRC - MRO Championships 2021 - Rnd 3 @ Cadwell Park

Chilton Motors 250MZ & Blue Haze GPF

RACE 3 - LAP CHART

LAP 1 @ 12:26:56.709

NO	BEHIND	LAP TIME
22		1:50.224
4	2.881	1:53.105
14	3.460	1:53.684
53	15.177	2:05.401
71	15.372	2:05.596
26	16.193	2:06.417
42	18.794	2:09.018
64	19.787	2:10.011
110	20.102	2:10.326
251	23.624	2:13.848
199	23.775	2:13.999
95	41.458	2:31.682
85	42.236	2:32.460
32	42.414	2:32.638
96	43.094	2:33.318
69	44.430	2:34.654
9	45.172	2:35.396
108	51.715	2:41.939
66	55.238	2:45.462
56	55.693	2:45.917
80	55.825	2:46.049
3	1:00.831	2:51.055
566	1:01.115	2:51.339
94	1:01.160	2:51.384
565	1:07.543	2:57.767
18	1:30.680	3:20.904

LAP 2 @ 12:28:42.936

NO	BEHIND	LAP TIME
22		1:46.227
4	4.127	1:47.473
14	5.057	1:47.824
26	27.156	1:57.190
53	27.228	1:58.278
71	27.843	1:58.698
42	34.327	2:01.760
64	35.263	2:01.703
199	44.448	2:06.900
251	45.003	2:07.606
95	47.254	1:52.023
85	47.863	1:51.854
96	50.693	1:53.826
69	53.011	1:54.808
9	54.339	1:55.394
108	1:09.441	2:03.953
66	1:15.818	2:06.807
80	1:16.633	2:07.035
94	1:22.914	2:07.981
566	1:23.421	2:08.533
3	1:25.914	2:11.310

LAP 3 @ 12:30:30.530

NO	BEHIND	LAP TIME
22		1:47.594
4	4.348	1:47.815
14	4.926	1:47.463
18	1 Lap	2:34.548
26	34.970	1:55.408
53	36.683	1:57.049
71	37.305	1:57.056
64	47.962	2:00.293

42	48.710	2:01.977
95	53.140	1:53.480
85	54.338	1:54.069
96	56.830	1:53.731
199	1:02.086	2:05.232
69	1:03.418	1:58.001
251	1:03.661	2:06.252
108	1:25.286	2:03.439
66	1:35.225	2:07.001
80	1:35.417	2:06.378
566	1:44.338	2:08.511
94	1:45.729	2:10.409

LAP 4 @ 12:32:16.424

NO	BEHIND	LAP TIME
22		1:45.894
3	1 Lap	2:10.929
4	6.284	1:47.830
14	7.198	1:48.166
26	44.178	1:55.102
71	46.770	1:55.359
53	50.175	1:59.386
95	1:03.844	1:56.598
85	1:04.036	1:55.592
96	1:04.437	1:53.501
64	1:05.560	2:03.492
42	1:05.582	2:02.766
69	1:14.735	1:57.211
18	1 Lap	2:31.425
199	1:18.824	2:02.632
251	1:23.939	2:06.172
108	1:42.825	2:03.433

LAP 5 @ 12:34:04.312

NO	BEHIND	LAP TIME
22		1:47.888
66	1 Lap	2:05.498
80	1 Lap	2:05.483
4	7.150	1:48.754
14	9.990	1:50.680
566	1 Lap	2:07.430
94	1 Lap	2:07.176
3	1 Lap	2:11.095
26	51.514	1:55.224
71	53.191	1:54.309
53	58.171	1:55.884
95	1:08.444	1:52.488
85	1:08.515	1:52.367
96	1:08.752	1:52.203
42	1:16.214	1:58.520
64	1:16.944	1:59.272
69	1:21.410	1:54.563
199	1:33.149	2:02.213
251	1:42.948	2:06.897

LAP 6 @ 12:35:50.428

NO	BEHIND	LAP TIME
22		1:46.116
4	9.273	1:48.239
108	1 Lap	2:01.437
14	13.999	1:50.125
18	2 Laps	2:31.873
80	1 Lap	2:02.160

66	1 Lap	2:06.413
566	1 Lap	2:08.308
94	1 Lap	2:07.318
26	59.913	1:54.515
53	1:07.691	1:55.636
71	1:08.361	2:01.286
95	1:13.164	1:50.836
96	1:14.126	1:51.490
85	1:14.755	1:52.356
42	1:29.876	1:59.778
64	1:30.016	1:59.188
69	1:30.559	1:55.265

LAP 7 @ 12:37:37.372

NO	BEHIND	LAP TIME
22		1:46.944
199	1 Lap	2:02.112
4	11.903	1:49.574
251	1 Lap	2:05.956
14	17.153	1:50.098
108	1 Lap	2:00.002
80	1 Lap	2:00.396
66	1 Lap	2:05.510
566	1 Lap	2:07.591
94	1 Lap	2:07.571
26	1:07.119	1:54.150
53	1:15.041	1:54.294
71	1:15.765	1:54.348
95	1:16.961	1:50.741
96	1:17.737	1:50.555
85	1:20.010	1:52.199
42	1:41.965	1:59.033
64	1:42.109	1:59.037
69	1:43.068	1:59.453

Weather / Track : Cloudy / Dry

Results can be found at www.tsl-timing.com

Cadwell Park
Circuit Length = 2.1800 miles
Start: 12:25 Flag 12:37 End: 12:39

Printed - 12:41 Saturday, 26 June 2021

BMCRC - MRO Championships 2021 - Rnd 3 @ Cadwell Park

Chilton Motors 250MZ & Blue Haze GPF

RACE 3 - SECTOR ANALYSIS



SECTOR 1 = FL to I1, SECTOR 2 = I1 to FL, DIFF = Difference To Personal Best Lap, P = Crossed Finish Line in Pit Lane, D = Time Disallowed

P1		22 GPF		Rik BALLERINI		Suzuki RG570 - SCLS LTD, GECKO RACING, CAMBRIDGE MK	
IDEAL LAP TIME : 1:45.141		BEST LAP TIME : 1:45.894		DIFFERENCE : 0.753			
LAP	SECTOR 1	SECTOR 2	LAP TIME	MPH	DIFF	TIME OF DAY	
1 -		43.643	1:50.224	71.20	4.330	12:26:56.709	
2 -	1:01.658	44.569	1:46.227 (3)	73.88	0.333	12:28:42.936	
3 -	1:02.784	44.810	1:47.594	72.94	1.700	12:30:30.530	
4 -	1:01.498	44.396	1:45.894 (1)	74.11		12:32:16.424	
5 -	1:03.035	44.853	1:47.888	72.74	1.994	12:34:04.312	
6 -	1:01.739	44.377	1:46.116 (2)	73.95	0.222	12:35:50.428	
7 -	1:02.090	44.854	1:46.944	73.38	1.050	12:37:37.372	

P2		4 GPF		James SEATH		Aprilia RS250 - Ovenden Earthmoving	
IDEAL LAP TIME : 1:47.065		BEST LAP TIME : 1:47.473		DIFFERENCE : 0.408			
LAP	SECTOR 1	SECTOR 2	LAP TIME	MPH	DIFF	TIME OF DAY	
1 -		44.928	1:53.105	69.38	5.632	12:26:59.590	
2 -	1:02.731	44.742	1:47.473 (1)	73.02		12:28:47.063	
3 -	1:02.568	45.247	1:47.815 (2)	72.79	0.342	12:30:34.878	
4 -	1:02.517	45.313	1:47.830 (3)	72.78	0.357	12:32:22.708	
5 -	1:03.838	44.916	1:48.754	72.16	1.281	12:34:11.462	
6 -	1:02.323	45.916	1:48.239	72.50	0.766	12:35:59.701	
7 -	1:03.646	45.928	1:49.574	71.62	2.101	12:37:49.275	

P3		14 GPF		Denis HALIL		Yamaha TZR250 - D & A AUTOS	
IDEAL LAP TIME : 1:47.130		BEST LAP TIME : 1:47.463		DIFFERENCE : 0.333			
LAP	SECTOR 1	SECTOR 2	LAP TIME	MPH	DIFF	TIME OF DAY	
1 -		44.962	1:53.684	69.03	6.221	12:27:00.169	
2 -	1:02.685	45.139	1:47.824 (2)	72.78	0.361	12:28:47.993	
3 -	1:02.168	45.295	1:47.463 (1)	73.03		12:30:35.456	
4 -	1:02.331	45.835	1:48.166 (3)	72.55	0.703	12:32:23.622	
5 -	1:04.608	46.072	1:50.680	70.90	3.217	12:34:14.302	
6 -	1:03.809	46.316	1:50.125	71.26	2.662	12:36:04.427	
7 -	1:03.971	46.127	1:50.098	71.28	2.635	12:37:54.525	

P4		26 GPF		Damian LEE		Yamaha TZR250 - Leed Autos	
IDEAL LAP TIME : 1:54.024		BEST LAP TIME : 1:54.150		DIFFERENCE : 0.126			
LAP	SECTOR 1	SECTOR 2	LAP TIME	MPH	DIFF	TIME OF DAY	
1 -		48.426	2:06.417	62.08	12.267	12:27:12.902	
2 -	1:07.945	49.245	1:57.190	66.96	3.040	12:29:10.092	
3 -	1:07.144	48.264	1:55.408	68.00	1.258	12:31:05.500	
4 -	1:06.716	48.386	1:55.102 (3)	68.18	0.952	12:33:00.602	
5 -	1:06.715	48.509	1:55.224	68.11	1.074	12:34:55.826	
6 -	1:06.818	47.697	1:54.515 (2)	68.53	0.365	12:36:50.341	
7 -	1:06.327	47.823	1:54.150 (1)	68.75		12:38:44.491	

P5		53 GPF		Alan COATES		Yamaha TZR250 - Clarendon Motorcycles Hull	
IDEAL LAP TIME : 1:54.294		BEST LAP TIME : 1:54.294		DIFFERENCE : 0.000			
LAP	SECTOR 1	SECTOR 2	LAP TIME	MPH	DIFF	TIME OF DAY	
1 -		50.376	2:05.401	62.58	11.107	12:27:11.886	
2 -	1:08.740	49.538	1:58.278	66.35	3.984	12:29:10.164	
3 -	1:07.832	49.217	1:57.049	67.04	2.755	12:31:07.213	
4 -	1:09.071	50.315	1:59.386	65.73	5.092	12:33:06.599	
5 -	1:07.247	48.637	1:55.884 (3)	67.72	1.590	12:35:02.483	
6 -	1:06.950	48.686	1:55.636 (2)	67.86	1.342	12:36:58.119	
7 -	1:06.265	48.029	1:54.294 (1)	68.66		12:38:52.413	

Weather / Track : Cloudy / Dry

Cadwell Park
Circuit Length = 2.1800 miles
Start: 12:25 Flag 12:37 End: 12:39

BMCRC - MRO Championships 2021 - Rnd 3 @ Cadwell Park

Chilton Motors 250MZ & Blue Haze GPF

RACE 3 - SECTOR ANALYSIS



SECTOR 1 = FL to I1, SECTOR 2 = I1 to FL, DIFF = Difference To Personal Best Lap, P = Crossed Finish Line in Pit Lane, D = Time Disallowed

P6 71 GPF		Richard HICKLING		Aprilia RS 125 - Millstream Motor Services & Ringwood Tyres			
IDEAL LAP TIME : 1:53.283		BEST LAP TIME : 1:54.309		DIFFERENCE : 1.026			
LAP	SECTOR 1	SECTOR 2	LAP TIME	MPH	DIFF	TIME OF DAY	
1 -		48.731	2:05.596	62.48	11.287	12:27:12.081	
2 -	1:08.949	49.749	1:58.698	66.11	4.389	12:29:10.779	
3 -	1:07.340	49.716	1:57.056	67.04	2.747	12:31:07.835	
4 -	1:07.828	47.531	1:55.359 (3)	68.03	1.050	12:33:03.194	
5 -	1:07.007	47.302	1:54.309 (1)	68.65		12:34:57.503	
6 -	1:12.238	49.048	2:01.286	64.70	6.977	12:36:58.789	
7 -	1:05.981	48.367	1:54.348 (2)	68.63	0.039	12:38:53.137	

P7 95		Christopher ROGERS		MZ ETZ 250 - CB Racing			
IDEAL LAP TIME : 1:50.690		BEST LAP TIME : 1:50.741		DIFFERENCE : 0.051			
LAP	SECTOR 1	SECTOR 2	LAP TIME	MPH	DIFF	TIME OF DAY	
1 -		46.346	2:31.682	51.73	40.941	12:27:38.167	
2 -	1:05.589	46.434	1:52.023 (3)	70.05	1.282	12:29:30.190	
3 -	1:07.329	46.151	1:53.480	69.15	2.739	12:31:23.670	
4 -	1:06.820	49.778	1:56.598	67.30	5.857	12:33:20.268	
5 -	1:05.840	46.648	1:52.488	69.76	1.747	12:35:12.756	
6 -	1:04.913	45.923	1:50.836 (2)	70.80	0.095	12:37:03.592	
7 -	1:04.767	45.974	1:50.741 (1)	70.86		12:38:54.333	

P8 96		Chris KENT		MZ ETZ 250 - Powder House Coatings Ltd			
IDEAL LAP TIME : 1:50.555		BEST LAP TIME : 1:50.555		DIFFERENCE : 0.000			
LAP	SECTOR 1	SECTOR 2	LAP TIME	MPH	DIFF	TIME OF DAY	
1 -		46.524	2:33.318	51.18	42.763	12:27:39.803	
2 -	1:04.991	48.835	1:53.826	68.94	3.271	12:29:33.629	
3 -	1:06.805	46.926	1:53.731	69.00	3.176	12:31:27.360	
4 -	1:05.687	47.814	1:53.501	69.14	2.946	12:33:20.861	
5 -	1:05.877	46.326	1:52.203 (3)	69.94	1.648	12:35:13.064	
6 -	1:05.361	46.129	1:51.490 (2)	70.39	0.935	12:37:04.554	
7 -	1:04.607	45.948	1:50.555 (1)	70.98		12:38:55.109	

P9 85		Andrew WALES		MZ ETZ 250 - Illuminated Design LTD			
IDEAL LAP TIME : 1:51.359		BEST LAP TIME : 1:51.854		DIFFERENCE : 0.495			
LAP	SECTOR 1	SECTOR 2	LAP TIME	MPH	DIFF	TIME OF DAY	
1 -		46.333	2:32.460	51.47	40.606	12:27:38.945	
2 -	1:05.026	46.828	1:51.854 (1)	70.16		12:29:30.799	
3 -	1:07.038	47.031	1:54.069	68.80	2.215	12:31:24.868	
4 -	1:05.845	49.747	1:55.592	67.89	3.738	12:33:20.460	
5 -	1:05.304	47.063	1:52.367	69.84	0.513	12:35:12.827	
6 -	1:05.836	46.520	1:52.356 (3)	69.85	0.502	12:37:05.183	
7 -	1:05.074	47.125	1:52.199 (2)	69.94	0.345	12:38:57.382	

P10 42 GPF		Martin PEARSON		Yamaha TZR250 - Viking Inspection			
IDEAL LAP TIME : 1:58.292		BEST LAP TIME : 1:58.520		DIFFERENCE : 0.228			
LAP	SECTOR 1	SECTOR 2	LAP TIME	MPH	DIFF	TIME OF DAY	
1 -		50.800	2:09.018	60.82	10.498	12:27:15.503	
2 -	1:10.715	51.045	2:01.760	64.45	3.240	12:29:17.263	
3 -	1:10.420	51.557	2:01.977	64.34	3.457	12:31:19.240	
4 -	1:10.790	51.976	2:02.766	63.92	4.246	12:33:22.006	
5 -	1:08.756	49.764	1:58.520 (1)	66.21		12:35:20.526	
6 -	1:09.306	50.472	1:59.778 (3)	65.52	1.258	12:37:20.304	
7 -	1:08.528	50.505	1:59.033 (2)	65.93	0.513	12:39:19.337	

Weather / Track : Cloudy / Dry

Cadwell Park
 Circuit Length = 2.1800 miles
 Start: 12:25 Flag 12:37 End: 12:39

BMCRC - MRO Championships 2021 - Rnd 3 @ Cadwell Park

Chilton Motors 250MZ & Blue Haze GPF

RACE 3 - SECTOR ANALYSIS



SECTOR 1 = FL to I1, SECTOR 2 = I1 to FL, DIFF = Difference To Personal Best Lap, P = Crossed Finish Line in Pit Lane, D = Time Disallowed

P11 64 GPF		Luke SCOFIELD		Aprilia RS 125 -		
IDEAL LAP TIME : 1:58.727		BEST LAP TIME : 1:59.037		DIFFERENCE : 0.310		
LAP	SECTOR 1	SECTOR 2	LAP TIME	MPH	DIFF	TIME OF DAY
1 -		51.562	2:10.011	60.36	10.974	12:27:16.496
2 -	1:10.818	50.885	2:01.703	64.48	2.666	12:29:18.199
3 -	1:10.106	50.187	2:00.293	65.24	1.256	12:31:18.492
4 -	1:12.332	51.160	2:03.492	63.55	4.455	12:33:21.984
5 -	1:09.072	50.200	1:59.272 (3)	65.79	0.235	12:35:21.256
6 -	1:09.129	50.059	1:59.188 (2)	65.84	0.151	12:37:20.444
7 -	1:08.668	50.369	1:59.037 (1)	65.92		12:39:19.481

P12 69		Alexander MANN		MZ TS 250 - HS RACING		
IDEAL LAP TIME : 1:54.039		BEST LAP TIME : 1:54.563		DIFFERENCE : 0.524		
LAP	SECTOR 1	SECTOR 2	LAP TIME	MPH	DIFF	TIME OF DAY
1 -		47.319	2:34.654	50.74	40.091	12:27:41.139
2 -	1:06.720	48.088	1:54.808 (2)	68.35	0.245	12:29:35.947
3 -	1:07.316	50.685	1:58.001	66.50	3.438	12:31:33.948
4 -	1:08.488	48.723	1:57.211	66.95	2.648	12:33:31.159
5 -	1:07.020	47.543	1:54.563 (1)	68.50		12:35:25.722
6 -	1:06.909	48.356	1:55.265 (3)	68.08	0.702	12:37:20.987
7 -	1:08.469	50.984	1:59.453	65.70	4.890	12:39:20.440

P13 199 GPF		Michael FROST		Yamaha TZR250 -		
IDEAL LAP TIME : 2:01.981		BEST LAP TIME : 2:02.112		DIFFERENCE : 0.131		
LAP	SECTOR 1	SECTOR 2	LAP TIME	MPH	DIFF	TIME OF DAY
1 -		51.839	2:13.999	58.56	11.887	12:27:20.484
2 -	1:14.990	51.910	2:06.900	61.84	4.788	12:29:27.384
3 -	1:14.441	50.791	2:05.232	62.66	3.120	12:31:32.616
4 -	1:12.038	50.594	2:02.632 (3)	63.99	0.520	12:33:35.248
5 -	1:12.165	50.048	2:02.213 (2)	64.21	0.101	12:35:37.461
6 -	1:11.933	50.179	2:02.112 (1)	64.26		12:37:39.573

P14 251 GPF		Stephen WIMBLE		Yamaha TZR250 - S.B.W Contractor		
IDEAL LAP TIME : 2:05.667		BEST LAP TIME : 2:05.956		DIFFERENCE : 0.289		
LAP	SECTOR 1	SECTOR 2	LAP TIME	MPH	DIFF	TIME OF DAY
1 -		52.485	2:13.848	58.63	7.892	12:27:20.333
2 -	1:14.961	52.645	2:07.606	61.50	1.650	12:29:27.939
3 -	1:13.492	52.760	2:06.252 (3)	62.16	0.296	12:31:34.191
4 -	1:13.856	52.316	2:06.172 (2)	62.20	0.216	12:33:40.363
5 -	1:13.859	53.038	2:06.897	61.84	0.941	12:35:47.260
6 -	1:13.781	52.175	2:05.956 (1)	62.30		12:37:53.216

P15 108		Ian KEEBLE		MZ ETC 250 -		
IDEAL LAP TIME : 2:00.002		BEST LAP TIME : 2:00.002		DIFFERENCE : 0.000		
LAP	SECTOR 1	SECTOR 2	LAP TIME	MPH	DIFF	TIME OF DAY
1 -		50.920	2:41.939	48.46	41.937	12:27:48.424
2 -	1:12.210	51.743	2:03.953	63.31	3.951	12:29:52.377
3 -	1:12.049	51.390	2:03.439	63.57	3.437	12:31:55.816
4 -	1:12.097	51.336	2:03.433 (3)	63.58	3.431	12:33:59.249
5 -	1:11.260	50.177	2:01.437 (2)	64.62	1.435	12:36:00.686
6 -	1:10.387	49.615	2:00.002 (1)	65.39		12:38:00.688

Weather / Track : Cloudy / Dry

Cadwell Park
 Circuit Length = 2.1800 miles
 Start: 12:25 Flag 12:37 End: 12:39

BMCRC - MRO Championships 2021 - Rnd 3 @ Cadwell Park

Chilton Motors 250MZ & Blue Haze GPF

RACE 3 - SECTOR ANALYSIS



SECTOR 1 = FL to I1, SECTOR 2 = I1 to FL, DIFF = Difference To Personal Best Lap, P = Crossed Finish Line in Pit Lane, D = Time Disallowed

P16 80		Paul MAGRATH		MZ ETZ 250 -		
IDEAL LAP TIME : 2:00.396		BEST LAP TIME : 2:00.396		DIFFERENCE : 0.000		
LAP	SECTOR 1	SECTOR 2	LAP TIME	MPH	DIFF	TIME OF DAY
1 -		51.591	2:46.049	47.26	45.653	12:27:52.534
2 -	1:14.190	52.845	2:07.035	61.77	6.639	12:29:59.569
3 -	1:13.602	52.776	2:06.378	62.09	5.982	12:32:05.947
4 -	1:14.053	51.430	2:05.483 (3)	62.54	5.087	12:34:11.430
5 -	1:11.880	50.280	2:02.160 (2)	64.24	1.764	12:36:13.590
6 -	1:10.630	49.766	2:00.396 (1)	65.18		12:38:13.986

P17 66		Graeme LEWIS		MZ ETZ 250 -		
IDEAL LAP TIME : 2:05.165		BEST LAP TIME : 2:05.498		DIFFERENCE : 0.333		
LAP	SECTOR 1	SECTOR 2	LAP TIME	MPH	DIFF	TIME OF DAY
1 -		51.982	2:45.462	47.43	39.964	12:27:51.947
2 -	1:13.948	52.859	2:06.807	61.88	1.309	12:29:58.754
3 -	1:14.186	52.815	2:07.001	61.79	1.503	12:32:05.755
4 -	1:13.432	52.066	2:05.498 (1)	62.53		12:34:11.253
5 -	1:13.646	52.767	2:06.413 (3)	62.08	0.915	12:36:17.666
6 -	1:13.777	51.733	2:05.510 (2)	62.52	0.012	12:38:23.176

P18 566		Michael WILBY		MZ ETZ 250 - Sziler UK		
IDEAL LAP TIME : 2:07.250		BEST LAP TIME : 2:07.430		DIFFERENCE : 0.180		
LAP	SECTOR 1	SECTOR 2	LAP TIME	MPH	DIFF	TIME OF DAY
1 -		55.118	2:51.339	45.80	43.909	12:27:57.824
2 -	1:15.517	53.016	2:08.533	61.05	1.103	12:30:06.357
3 -	1:14.654	53.857	2:08.511	61.06	1.081	12:32:14.868
4 -	1:14.678	52.752	2:07.430 (1)	61.58		12:34:22.298
5 -	1:15.300	53.008	2:08.308 (3)	61.16	0.878	12:36:30.606
6 -	1:14.498	53.093	2:07.591 (2)	61.50	0.161	12:38:38.197

P19 94		Gordon RYAN		MZ ETZ 250 - Chilton Motors		
IDEAL LAP TIME : 2:06.658		BEST LAP TIME : 2:07.176		DIFFERENCE : 0.518		
LAP	SECTOR 1	SECTOR 2	LAP TIME	MPH	DIFF	TIME OF DAY
1 -		54.626	2:51.384	45.79	44.208	12:27:57.869
2 -	1:14.715	53.266	2:07.981	61.32	0.805	12:30:05.850
3 -	1:14.750	55.659	2:10.409	60.18	3.233	12:32:16.259
4 -	1:14.259	52.917	2:07.176 (1)	61.71		12:34:23.435
5 -	1:13.835	53.483	2:07.318 (2)	61.64	0.142	12:36:30.753
6 -	1:13.741	53.830	2:07.571 (3)	61.51	0.395	12:38:38.324

P20 3		Max MAUD		MZ ETZ 250 -		
IDEAL LAP TIME : 2:09.690		BEST LAP TIME : 2:10.929		DIFFERENCE : 1.239		
LAP	SECTOR 1	SECTOR 2	LAP TIME	MPH	DIFF	TIME OF DAY
1 -		55.075	2:51.055	45.88	40.126	12:27:57.540
2 -	1:16.825	54.485	2:11.310 (3)	59.76	0.381	12:30:08.850
3 -	1:15.205	55.724	2:10.929 (1)	59.94		12:32:19.779
4 -	1:16.471	54.624	2:11.095 (2)	59.86	0.166	12:34:30.874

P21 18		Sam PEARSON		MZ ETZ 250 -		
IDEAL LAP TIME : 2:31.425		BEST LAP TIME : 2:31.425		DIFFERENCE : 0.000		
LAP	SECTOR 1	SECTOR 2	LAP TIME	MPH	DIFF	TIME OF DAY
1 -		1:06.000	3:20.904	39.06	49.479	12:28:27.389
2 -	1:30.657	1:03.891	2:34.548 (3)	50.78	3.123	12:31:01.937
3 -	1:29.184	1:02.241	2:31.425 (1)	51.82		12:33:33.362
4 -	1:29.532	1:02.341	2:31.873 (2)	51.67	0.448	12:36:05.235

Weather / Track : Cloudy / Dry

Cadwell Park
Circuit Length = 2.1800 miles
Start: 12:25 Flag 12:37 End: 12:39

BMCRC - MRO Championships 2021 - Rnd 3 @ Cadwell Park

Chilton Motors 250MZ & Blue Haze GPF

RACE 3 - SECTOR ANALYSIS



SECTOR 1 = FL to I1, SECTOR 2 = I1 to FL, DIFF = Difference To Personal Best Lap, P = Crossed Finish Line in Pit Lane, D = Time Disallowed

LAP	SECTOR 1	SECTOR 2	LAP TIME	MPH	DIFF	TIME OF DAY
P22 9 Gary HOWLETT MZ TS250 - HS Racing						
IDEAL LAP TIME : 1:54.019		BEST LAP TIME : 1:55.394		DIFFERENCE : 1.375		
1 -		47.667	2:35.396 (2)	50.50	40.002	12:27:41.881
2 -	1:06.352	49.042	1:55.394 (1)	68.01		12:29:37.275
P23 110 GPF Mark HAIGH Aprilia RS250 -						
IDEAL LAP TIME :		BEST LAP TIME : 2:10.326		DIFFERENCE :		
1 -		1:00.337	2:10.326 (1)	60.21		12:27:16.811
P24 32 John ASHMEAD MZ ETZ 250 -						
IDEAL LAP TIME : 1:51.671		BEST LAP TIME : 2:32.638		DIFFERENCE : 40.967		
1 -		46.250	2:32.638 (1)	51.41		12:27:39.123
P25 56 Russell TURNER MZ ETZ 250 -						
IDEAL LAP TIME : 2:06.491		BEST LAP TIME : 2:45.917		DIFFERENCE : 39.426		
1 -		52.315	2:45.917 (1)	47.30		12:27:52.402
P26 565 Louis KERSHAW MZ ETZ 250 -						
IDEAL LAP TIME : 2:09.323		BEST LAP TIME : 2:57.767		DIFFERENCE : 48.444		
1 -		53.821	2:57.767 (1)	44.14		12:28:04.252

BMCRC - MRO Championships 2021 - Rnd 3 @ Cadwell Park

Chilton Motors 250MZ & Blue Haze GPF

RACE 3 - BEST SECTORS

SECTOR 1			SECTOR 2			IDEAL / BEST COMPARISON						
POS	NO	NAME	TIME	NO	NAME	TIME	POS	NO	NAME	IDEAL	BEST	DIFF
									PERFECT LAP	1:45.141		
1	22	BALLERINI	1:01.498	22	BALLERINI	43.643	1	22	BALLERINI	1:45.141	1:45.894	0.753
2	14	HALIL	1:02.168	4	SEATH	44.742	2	4	SEATH	1:47.065	1:47.473	0.408
3	4	SEATH	1:02.323	14	HALIL	44.962	3	14	HALIL	1:47.130	1:47.463	0.333
4	96	KENT	1:04.607	95	ROGERS	45.923	4	96	KENT	1:50.555	1:50.555	0.000
5	95	ROGERS	1:04.767	96	KENT	45.948	5	95	ROGERS	1:50.690	1:50.741	0.051
6	85	WALES	1:05.026	32	ASHMEAD	46.250	6	85	WALES	1:51.359	1:51.854	0.495
7	32	ASHMEAD	1:05.421	85	WALES	46.333	7	32	ASHMEAD	1:51.671	2:32.638	40.967
8	71	HICKLING	1:05.981	71	HICKLING	47.302	8	71	HICKLING	1:53.283	1:54.309	1.026
9	53	COATES	1:06.265	69	MANN	47.319	9	9	HOWLETT	1:54.019	1:55.394	1.375
10	26	LEE	1:06.327	9	HOWLETT	47.667	10	26	LEE	1:54.024	1:54.150	0.126
11	9	HOWLETT	1:06.352	26	LEE	47.697	11	69	MANN	1:54.039	1:54.563	0.524
12	69	MANN	1:06.720	53	COATES	48.029	12	53	COATES	1:54.294	1:54.294	0.000
13	42	PEARSON	1:08.528	108	KEEBLE	49.615	13	42	PEARSON	1:58.292	1:58.520	0.228
14	64	SCOFIELD	1:08.668	42	PEARSON	49.764	14	64	SCOFIELD	1:58.727	1:59.037	0.310
15	108	KEEBLE	1:10.387	80	MAGRATH	49.766	15	108	KEEBLE	2:00.002	2:00.002	0.000
16	80	MAGRATH	1:10.630	199	FROST	50.048	16	80	MAGRATH	2:00.396	2:00.396	0.000
17	199	FROST	1:11.933	64	SCOFIELD	50.059	17	199	FROST	2:01.981	2:02.112	0.131
18	66	LEWIS	1:13.432	66	LEWIS	51.733	18	66	LEWIS	2:05.165	2:05.498	0.333
19	251	WIMBLE	1:13.492	251	WIMBLE	52.175	19	251	WIMBLE	2:05.667	2:05.956	0.289
20	94	RYAN	1:13.741	56	TURNER	52.315	20	56	TURNER	2:06.491	2:45.917	39.426
21	56	TURNER	1:14.176	566	WILBY	52.752	21	94	RYAN	2:06.658	2:07.176	0.518
22	566	WILBY	1:14.498	94	RYAN	52.917	22	566	WILBY	2:07.250	2:07.430	0.180
23	3	MAUD	1:15.205	565	KERSHAW	53.821	23	565	KERSHAW	2:09.323	2:57.767	48.444
24	565	KERSHAW	1:15.502	3	MAUD	54.485	24	3	MAUD	2:09.690	2:10.929	1.239
25	18	PEARSON	1:29.184	110	HAIGH	1:00.337	25	18	PEARSON	2:31.425	2:31.425	0.000
26				18	PEARSON	1:02.241	26	110	HAIGH		2:10.326	
27												
28												

Weather / Track : Cloudy / Dry

Results can be found at www.tsl-timing.com

Cadwell Park

Circuit Length = 2.1800 miles

Start: 12:25 Flag 12:37 End: 12:39

Printed - 12:41 Saturday, 26 June 2021

BMCRC - MRO Championships 2021 - Rnd 3 @ Cadwell Park

Chilton Motors 250MZ & Blue Haze GPF

RACE 3 - STATISTICS

Competitors Started 28
Planned Start 2021-06-26 @ 12:15:00.000
Actual Start 2021-06-26 @ 12:25:06.484
Finish Time 2021-06-26 @ 12:37:37.371
Track Length 2.1800mi.
Total Laps 140
Total Distance Covered 305.2026mi.

Session Fastest Lap History

NO	CL	NAME	LAP TIME	TIME OF DAY	LAP	VEHICLE
22	GPF	Rik BALLERINI	1:50.224	12:26:56.724	1	Suzuki RG570
22	GPF	Rik BALLERINI	1:46.227	12:28:42.953	2	Suzuki RG570
22	GPF	Rik BALLERINI	1:45.894	12:32:16.393	4	Suzuki RG570

Session Leader History

NO	CL	NAME	FROM LAP	LAPS LED	DISTANCE	VEHICLE
22	GPF	Rik BALLERINI	1	7	15.26 miles	Suzuki RG570

Flag History

TYPE	TIME OF DAY
GREEN	12:25:06.484
FINISH	12:37:37.371

Flag Statistics

TYPE	COUNT	TOTAL LAPS	TOTAL TIME
Green	1	7	14:22.400
Red	0	0	0.000
Safety Car	0	0	0.000
FCY	0	0	0.000

BMCRC - MRO Championships 2021 - Rnd 3 @ Cadwell Park

Chilton Motors 250MZ & Blue Haze GPF

RACE 3 - STATISTICS

CLASS : GPF

12 Starters

Fastest Lap History

NO	NAME	LAP TIME	TIME OF DAY	LAP	VEHICLE
22	Rik BALLERINI	1:50.224	12:26:56.724	1	Suzuki RG570
22	Rik BALLERINI	1:46.227	12:28:42.953	2	Suzuki RG570
22	Rik BALLERINI	1:45.894	12:32:16.393	4	Suzuki RG570

Leader History

NO	NAME	FROM LAP	LAPS LED	DISTANCE	VEHICLE
22	Rik BALLERINI	1	7	15.26 miles	Suzuki RG570

BMCRC - MRO Championships 2021 - Rnd 3 @ Cadwell Park

Chilton Motors 250MZ & Blue Haze GPF

RACE 3 - STATISTICS

CLASS :

16 Starters

Fastest Lap History

NO	NAME	LAP TIME	TIME OF DAY	LAP	VEHICLE
95	Christopher ROGERS	2:31.682	12:27:38.200	1	MZ ETZ 250
95	Christopher ROGERS	1:52.023	12:29:30.223	2	MZ ETZ 250
85	Andrew WALES	1:51.854	12:29:30.834	2	MZ ETZ 250
95	Christopher ROGERS	1:50.836	12:37:03.625	6	MZ ETZ 250
95	Christopher ROGERS	1:50.741	12:38:54.365	7	MZ ETZ 250
96	Chris KENT	1:50.555	12:38:55.122	7	MZ ETZ 250

Leader History

NO	NAME	FROM LAP	LAPS LED	DISTANCE	VEHICLE
95	Christopher ROGERS	1	7	15.26 miles	MZ ETZ 250

Weather / Track : Cloudy / Dry

Results can be found at www.tsl-timing.com

Page 3 of 3

Cadwell Park
Circuit Length = 2.1800 miles
Start: 12:25 Flag 12:37 End: 12:39

Printed - 12:41 Saturday, 26 June 2021

BMCRC - MRO Championships 2021 - Rnd 3 @ Cadwell Park

Chilton Motors 250MZ & Blue Haze GPF

RACE 13 - GRID (7 Laps)

ROW 12		34	75 Peter WOODALL				
ROW 11		31	32 John ASHMEAD	2:32.638	32	56 Russell TURNER	2:45.917
					33	565 Louis KERSHAW	2:57.767
ROW 10		28	566 Michael WILBY	2:07.430	29	3 Max MAUD	2:10.929
					30	18 Sam PEARSON	2:31.425
ROW 9		25	80 Paul MAGRATH	2:00.396	26	66 Graeme LEWIS	2:05.498
					27	94 Gordon RYAN	2:07.176
ROW 8		22	69 Alexander MANN	1:54.563	23	9 Gary HOWLETT	1:55.394
					24	108 Ian KEEBLE	2:00.002
ROW 7		19	96 Chris KENT	1:50.555	20	95 Christopher ROGERS	1:50.741
					21	85 Andrew WALES	1:51.854
ROW 6		16			17		
					18		
ROW 5		13	88 Michael STANLEY		14		
					15		
ROW 4		10	251 Stephen WIMBLE	2:05.956	11	110 Mark HAIGH	2:10.326
					12	67 Mark BAILEY	
ROW 3		7	42 Martin PEARSON	1:58.520	8	64 Luke SCOFIELD	1:59.037
					9	199 Michael FROST	2:02.112
ROW 2		4	26 Damian LEE	1:54.150	5	53 Alan COATES	1:54.294
					6	71 Richard HICKLING	1:54.309
ROW 1		1	22 Rik BALLERINI	1:45.894	2	14 Denis HALIL	1:47.463
					3	4 James SEATH	1:47.473
			Pole				

Cadwell Park

Circuit Length = 2.1800 miles

These results are provisional until the conclusion of any judicial and technical matters.

Clerk Of Course :	Stewards :	Timekeeper : Sarah Evans
-------------------	------------	--------------------------

Results can be found at www.tsl-timing.com

Printed - 12:44 Saturday, 26 June 2021





BMCRC - MRO Championships 2021 - Rnd 3 @ Cadwell Park

Chilton Motors 250MZ & Blue Haze GPF

RACE 13 - RESTART - CLASSIFICATION

POS	NO	CL	PIC NAME	ENTRY	LAPS	TIME	GAP	DIFF	MPH	BEST	ON
1	22	GPF	1 Rik BALLERINI	Suzuki RG570 - SCLS LTD, GECKO RACING, CAM	5	9:00.018			72.66	1:46.462	4
2	4	GPF	2 James SEATH	Aprilia RS250 - Ovenden Earthmoving	5	9:09.015	8.997	8.997	71.47	1:47.850	5
3	88	GPF	3 Michael STANLEY	Yamaha TZR 250 -	5	9:09.042	9.024	0.027	71.47	1:47.645	5
4	14	GPF	4 Denis HALIL	Yamaha TZR250 - D & A AUTOS	5	9:09.174	9.156	0.132	71.45	1:47.496	5
5	71	GPF	5 Richard HICKLING	Aprilia RS 125 - Millstream Motor Services & Ringw	5	9:49.056	49.038	39.882	66.61	1:54.257	5
6	110	GPF	6 Mark HAIGH	Aprilia RS250 -	5	9:54.771	54.753	5.715	65.97	1:50.614	2
7	95		1 Christopher ROGERS	MZ ETZ 250 - CB Racing	5	10:02.654	1:02.636	7.883	65.11	1:52.558	4
8	96		2 Chris KENT	MZ ETZ 250 - Powder House Coatings Ltd	5	10:04.815	1:04.797	2.161	64.87	1:53.108	2
9	85		3 Andrew WALES	MZ ETZ 250 - Illuminated Design LTD	5	10:05.356	1:05.338	0.541	64.82	1:52.144	3
10	199	GPF	7 Michael FROST	Yamaha TZR250 -	5	10:08.466	1:08.448	3.110	64.49	1:59.289	3
11	64	GPF	8 Luke SCOFIELD	Aprilia RS 125 -	5	10:09.112	1:09.094	0.646	64.42	1:58.379	2
12	69		4 Alexander MANN	MZ TS 250 - HS RACING	5	10:11.390	1:11.372	2.278	64.18	1:53.791	5
13	75		5 Peter WOODALL	MZ ETZ 250 - Online Lubricants	5	10:18.355	1:18.337	6.965	63.45	1:52.874	3
14	9		6 Gary HOWLETT	MZ TS250 - HS Racing	5	10:21.465	1:21.447	3.110	63.14	1:56.025	3
15	42	GPF	9 Martin PEARSON	Yamaha TZR250 - Viking Inspection	5	10:23.102	1:23.084	1.637	62.97	2:01.398	3
16	251	GPF	10 Stephen WIMBLE	Yamaha TZR250 - S.B.W Contractor	5	10:36.660	1:36.642	13.558	61.63	2:04.395	2
17	108		7 Ian KEEBLE	MZ ETC 250 -	5	10:38.633	1:38.615	1.973	61.44	1:58.841	5
18	80		8 Paul MAGRATH	MZ ETZ 250 -	5	10:54.631	1:54.613	15.998	59.94	2:00.927	5
19	56		9 Russell TURNER	MZ ETZ 250 -	5	10:55.973	1:55.955	1.342	59.82	2:01.711	5
20	66		10 Graeme LEWIS	MZ ETZ 250 -	4	8:58.903	1 Lap	1 Lap	58.25	2:04.456	3
21	566		11 Michael WILBY	MZ ETZ 250 - Sziler UK	4	9:12.478	1 Lap	13.575	56.82	2:07.242	2
22	94		12 Gordon RYAN	MZ ETZ 250 - Chilton Motors	4	9:41.587	1 Lap	29.109	53.97	2:09.846	4
23	18		13 Sam PEARSON	MZ ETZ 250 -	4	10:36.299	1 Lap	54.712	49.33	2:27.887	2

NOT CLASSIFIED

DNF	26	GPF	Damian LEE	Yamaha TZR250 - Leed Autos	0						
DNF	32		John ASHMEAD	MZ ETZ 250 -	0						
DNF	53	GPF	Alan COATES	Yamaha TZR250 - Clarendon Motorcycles Hull	0						
DNF	67	GPF	Mark BAILEY	Yamaha TZR250 -	0						
DNF	565		Louis KERSHAW	MZ ETZ 250 -	0						
NS	3		Max MAUD	MZ ETZ 250 -	0						

FASTEST LAP

22	GPF	Rik BALLERINI	Suzuki RG570 - SCLS LTD, GECKO RACING, CAM	4	1:46.462	73.71 mph	118.63 kph
85		Andrew WALES	MZ ETZ 250 - Illuminated Design LTD	3	1:52.144	69.98 mph	112.62 kph

Bikes 26, 32, 53 & 67 - did not take restart after Red Flag

Class GPF - 92.5% of Race Speed = 67.21 mph

Class - 92.5% of Race Speed = 60.22 mph

Cadwell Park: 2.1800 miles

Race Distance: 5 Laps / 10.90 miles

Start: 16:42 Flag 16:51 End: 16:54

Weather / Track : Cloudy / Dry

These results are provisional until the conclusion of any judicial and technical matters.

Clerk Of Course :	Stewards :	Timekeeper : Sarah Evans
-------------------	------------	--------------------------

Results can be found at www.tsl-timing.com

Printed - 16:56 Saturday, 26 June 2021



BMCRC - MRO Championships 2021 - Rnd 3 @ Cadwell Park

Chilton Motors 250MZ & Blue Haze GPF

RACE 13 - RESTART - LAP CHART

LAP 1 @ 16:44:32.828

NO	BEHIND	LAP TIME
22		1:51.948
14	2.948	1:54.896
4	3.152	1:55.100
88	3.763	1:55.711
110	6.017	1:57.965
71	15.199	2:07.147
199	15.348	2:07.296
42	18.194	2:10.142
64	18.387	2:10.335
251	19.375	2:11.323
96	37.876	2:29.824
95	37.943	2:29.891
85	38.070	2:30.018
69	39.757	2:31.705
9	43.208	2:35.156
108	45.921	2:37.869
66	50.333	2:42.281
80	50.449	2:42.397
56	50.760	2:42.708
75	50.900	2:42.848
566	52.574	2:44.522
94	1:17.746	3:09.694
18	1:19.054	3:11.002

LAP 2 @ 16:46:20.378

NO	BEHIND	LAP TIME
22		1:47.550
4	3.879	1:48.277
14	4.379	1:48.981
88	4.815	1:48.602
110	9.081	1:50.614
71	24.018	1:56.369
199	28.403	2:00.605
64	29.216	1:58.379
42	32.422	2:01.778
251	36.220	2:04.395
96	43.434	1:53.108
95	43.492	1:53.099
85	43.816	1:53.296
69	46.386	1:54.179
9	51.735	1:56.077
75	57.059	1:53.709
108	59.637	2:01.266
56	1:07.711	2:04.501
66	1:08.332	2:05.549
80	1:08.437	2:05.538
566	1:12.266	2:07.242
94	1:41.450	2:11.254

LAP 3 @ 16:48:07.146

NO	BEHIND	LAP TIME
22		1:46.768
4	6.639	1:49.528
14	6.796	1:49.185
88	7.202	1:49.155
18	1 Lap	2:27.887
110	14.160	1:51.847
71	32.441	1:55.191
199	40.924	1:59.289
64	41.728	1:59.280
42	47.052	2:01.398

85	49.192	1:52.144
96	50.460	1:53.794
95	50.603	1:53.879
251	56.713	2:07.261
69	56.748	1:57.130
9	1:00.992	1:56.025
75	1:03.165	1:52.874
108	1:13.203	2:00.334
56	1:24.080	2:03.137
80	1:24.396	2:02.727
66	1:26.020	2:04.456
566	1:34.714	2:09.216

LAP 4 @ 16:49:53.608

NO	BEHIND	LAP TIME
22		1:46.462
4	8.437	1:48.260
88	8.669	1:47.929
14	8.950	1:48.616
94	1 Lap	2:10.793
110	21.646	1:53.948
71	42.071	1:56.092
18	1 Lap	2:28.704
199	55.979	2:01.517
85	56.551	1:53.821
95	56.699	1:52.558
64	57.006	2:01.740
96	57.160	1:53.162
69	1:04.871	1:54.585
42	1:05.757	2:05.167
75	1:10.214	1:53.511
9	1:12.455	1:57.925
251	1:16.328	2:06.077
108	1:27.064	2:00.323
80	1:40.976	2:03.042
56	1:41.534	2:03.916
66	1:46.175	2:06.617

LAP 5 @ 16:51:40.898

NO	BEHIND	LAP TIME
22		1:47.290
4	8.997	1:47.850
88	9.024	1:47.645
14	9.156	1:47.496
566	1 Lap	2:11.498
94	1 Lap	2:09.846
71	49.038	1:54.257
110	54.753	2:20.397
95	1:02.636	1:53.227
96	1:04.797	1:54.927
85	1:05.338	1:56.077
199	1:08.448	1:59.759
64	1:09.094	1:59.378
69	1:11.372	1:53.791
75	1:18.337	1:55.413
9	1:21.447	1:56.282
42	1:23.084	2:04.617
18	1 Lap	2:28.706
251	1:36.642	2:07.604
108	1:38.615	1:58.841
80	1:54.613	2:00.927
56	1:55.955	2:01.711

Weather / Track : Cloudy / Dry

Results can be found at www.tsl-timing.com

Cadwell Park

Circuit Length = 2.1800 miles

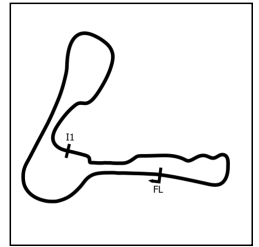
Start: 16:42 Flag 16:51 End: 16:54

Printed - 16:57 Saturday, 26 June 2021

BMCRC - MRO Championships 2021 - Rnd 3 @ Cadwell Park

Chilton Motors 250MZ & Blue Haze GPF

RACE 13 - RESTART - SECTOR ANALYSIS



SECTOR 1 = FL to I1, SECTOR 2 = I1 to FL, DIFF = Difference To Personal Best Lap, P = Crossed Finish Line in Pit Lane, D = Time Disallowed

P1 22 GPF Rik BALLERINI		Suzuki RG570 - SCLS LTD, GECKO RACING, CAMBRIDGE MK				
IDEAL LAP TIME : 1:46.462		BEST LAP TIME : 1:46.462		DIFFERENCE : 0.000		
LAP	SECTOR 1	SECTOR 2	LAP TIME	MPH	DIFF	TIME OF DAY
1 -		44.927	1:51.948	70.10	5.486	16:44:32.828
2 -	1:02.014	45.536	1:47.550	72.97	1.088	16:46:20.378
3 -	1:01.943	44.825	1:46.768 (2)	73.50	0.306	16:48:07.146
4 -	1:01.759	44.703	1:46.462 (1)	73.71		16:49:53.608
5 -	1:02.212	45.078	1:47.290 (3)	73.14	0.828	16:51:40.898

P2 4 GPF James SEATH		Aprilia RS250 - Ovenden Earthmoving				
IDEAL LAP TIME : 1:46.980		BEST LAP TIME : 1:47.850		DIFFERENCE : 0.870		
LAP	SECTOR 1	SECTOR 2	LAP TIME	MPH	DIFF	TIME OF DAY
1 -		45.637	1:55.100	68.18	7.250	16:44:35.980
2 -	1:03.463	44.814	1:48.277 (3)	72.48	0.427	16:46:24.257
3 -	1:02.747	46.781	1:49.528	71.65	1.678	16:48:13.785
4 -	1:03.271	44.989	1:48.260 (2)	72.49	0.410	16:50:02.045
5 -	1:02.166	45.684	1:47.850 (1)	72.76		16:51:49.895

P3 88 GPF Michael STANLEY		Yamaha TZR 250 -				
IDEAL LAP TIME : 1:46.940		BEST LAP TIME : 1:47.645		DIFFERENCE : 0.705		
LAP	SECTOR 1	SECTOR 2	LAP TIME	MPH	DIFF	TIME OF DAY
1 -		45.992	1:55.711	67.82	8.066	16:44:36.591
2 -	1:03.060	45.542	1:48.602 (3)	72.26	0.957	16:46:25.193
3 -	1:02.500	46.655	1:49.155	71.89	1.510	16:48:14.348
4 -	1:03.053	44.876	1:47.929 (2)	72.71	0.284	16:50:02.277
5 -	1:02.064	45.581	1:47.645 (1)	72.90		16:51:49.922

P4 14 GPF Denis HALIL		Yamaha TZR250 - D & A AUTOS				
IDEAL LAP TIME : 1:46.934		BEST LAP TIME : 1:47.496		DIFFERENCE : 0.562		
LAP	SECTOR 1	SECTOR 2	LAP TIME	MPH	DIFF	TIME OF DAY
1 -		45.750	1:54.896	68.30	7.400	16:44:35.776
2 -	1:03.265	45.716	1:48.981 (3)	72.01	1.485	16:46:24.757
3 -	1:02.641	46.544	1:49.185	71.87	1.689	16:48:13.942
4 -	1:03.865	44.751	1:48.616 (2)	72.25	1.120	16:50:02.558
5 -	1:02.183	45.313	1:47.496 (1)	73.00		16:51:50.054

P5 71 GPF Richard HICKLING		Aprilia RS 125 - Millstream Motor Services & Ringwood Tyres				
IDEAL LAP TIME : 1:54.016		BEST LAP TIME : 1:54.257		DIFFERENCE : 0.241		
LAP	SECTOR 1	SECTOR 2	LAP TIME	MPH	DIFF	TIME OF DAY
1 -		49.033	2:07.147	61.72	12.890	16:44:48.027
2 -	1:08.824	47.545	1:56.369	67.44	2.112	16:46:44.396
3 -	1:07.734	47.457	1:55.191 (2)	68.13	0.934	16:48:39.587
4 -	1:07.655	48.437	1:56.092 (3)	67.60	1.835	16:50:35.679
5 -	1:06.559	47.698	1:54.257 (1)	68.68		16:52:29.936

P6 110 GPF Mark HAIGH		Aprilia RS250 -				
IDEAL LAP TIME : 1:50.508		BEST LAP TIME : 1:50.614		DIFFERENCE : 0.106		
LAP	SECTOR 1	SECTOR 2	LAP TIME	MPH	DIFF	TIME OF DAY
1 -		46.556	1:57.965	66.52	7.351	16:44:38.845
2 -	1:04.099	46.515	1:50.614 (1)	70.95		16:46:29.459
3 -	1:05.223	46.624	1:51.847 (2)	70.16	1.233	16:48:21.306
4 -	1:07.539	46.409	1:53.948 (3)	68.87	3.334	16:50:15.254
5 -	1:22.858	57.539	2:20.397	55.89	29.783	16:52:35.651

Weather / Track : Cloudy / Dry

Cadwell Park
Circuit Length = 2.1800 miles
Start: 16:42 Flag 16:51 End: 16:54

BMCRC - MRO Championships 2021 - Rnd 3 @ Cadwell Park

Chilton Motors 250MZ & Blue Haze GPF

RACE 13 - RESTART - SECTOR ANALYSIS



SECTOR 1 = FL to I1, SECTOR 2 = I1 to FL, DIFF = Difference To Personal Best Lap, P = Crossed Finish Line in Pit Lane, D = Time Disallowed

P7 95 Christopher ROGERS		MZ ETZ 250 - CB Racing				
IDEAL LAP TIME : 1:51.450		BEST LAP TIME : 1:52.558		DIFFERENCE : 1.108		
LAP	SECTOR 1	SECTOR 2	LAP TIME	MPH	DIFF	TIME OF DAY
1 -		46.603	2:29.891	52.35	37.333	16:45:10.771
2 -	1:06.321	46.778	1:53.099 (2)	69.39	0.541	16:47:03.870
3 -	1:06.520	47.359	1:53.879	68.91	1.321	16:48:57.749
4 -	1:05.667	46.891	1:52.558 (1)	69.72		16:50:50.307
5 -	1:07.444	45.783	1:53.227 (3)	69.31	0.669	16:52:43.534

P8 96 Chris KENT		MZ ETZ 250 - Powder House Coatings Ltd				
IDEAL LAP TIME : 1:52.935		BEST LAP TIME : 1:53.108		DIFFERENCE : 0.173		
LAP	SECTOR 1	SECTOR 2	LAP TIME	MPH	DIFF	TIME OF DAY
1 -		46.783	2:29.824	52.38	36.716	16:45:10.704
2 -	1:06.206	46.902	1:53.108 (1)	69.38		16:47:03.812
3 -	1:06.358	47.436	1:53.794 (3)	68.96	0.686	16:48:57.606
4 -	1:06.152	47.010	1:53.162 (2)	69.35	0.054	16:50:50.768
5 -	1:08.075	46.852	1:54.927	68.28	1.819	16:52:45.695

P9 85 Andrew WALES		MZ ETZ 250 - Illuminated Design LTD				
IDEAL LAP TIME : 1:51.924		BEST LAP TIME : 1:52.144		DIFFERENCE : 0.220		
LAP	SECTOR 1	SECTOR 2	LAP TIME	MPH	DIFF	TIME OF DAY
1 -		46.490	2:30.018	52.31	37.874	16:45:10.898
2 -	1:06.324	46.972	1:53.296 (2)	69.27	1.152	16:47:04.194
3 -	1:05.434	46.710	1:52.144 (1)	69.98		16:48:56.338
4 -	1:06.740	47.081	1:53.821 (3)	68.95	1.677	16:50:50.159
5 -	1:08.958	47.119	1:56.077	67.61	3.933	16:52:46.236

P10 199 GPF Michael FROST		Yamaha TZR250 -				
IDEAL LAP TIME : 1:58.961		BEST LAP TIME : 1:59.289		DIFFERENCE : 0.328		
LAP	SECTOR 1	SECTOR 2	LAP TIME	MPH	DIFF	TIME OF DAY
1 -		50.003	2:07.296	61.65	8.007	16:44:48.176
2 -	1:10.758	49.847	2:00.605 (3)	65.07	1.316	16:46:48.781
3 -	1:09.584	49.705	1:59.289 (1)	65.79		16:48:48.070
4 -	1:11.582	49.935	2:01.517	64.58	2.228	16:50:49.587
5 -	1:10.382	49.377	1:59.759 (2)	65.53	0.470	16:52:49.346

P11 64 GPF Luke SCOFIELD		Aprilia RS 125 -				
IDEAL LAP TIME : 1:57.868		BEST LAP TIME : 1:58.379		DIFFERENCE : 0.511		
LAP	SECTOR 1	SECTOR 2	LAP TIME	MPH	DIFF	TIME OF DAY
1 -		51.886	2:10.335	60.21	11.956	16:44:51.215
2 -	1:10.173	48.206	1:58.379 (1)	66.29		16:46:49.594
3 -	1:09.845	49.435	1:59.280 (2)	65.79	0.901	16:48:48.874
4 -	1:11.065	50.675	2:01.740	64.46	3.361	16:50:50.614
5 -	1:09.662	49.716	1:59.378 (3)	65.74	0.999	16:52:49.992

P12 69 Alexander MANN		MZ TS 250 - HS RACING				
IDEAL LAP TIME : 1:53.636		BEST LAP TIME : 1:53.791		DIFFERENCE : 0.155		
LAP	SECTOR 1	SECTOR 2	LAP TIME	MPH	DIFF	TIME OF DAY
1 -		47.610	2:31.705	51.73	37.914	16:45:12.585
2 -	1:06.735	47.444	1:54.179 (2)	68.73	0.388	16:47:06.764
3 -	1:06.472	50.658	1:57.130	67.00	3.339	16:49:03.894
4 -	1:06.357	48.228	1:54.585 (3)	68.49	0.794	16:50:58.479
5 -	1:06.512	47.279	1:53.791 (1)	68.96		16:52:52.270

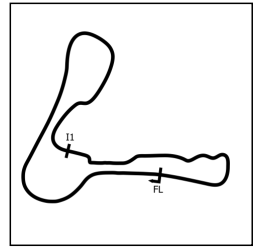
Weather / Track : Cloudy / Dry

Cadwell Park
Circuit Length = 2.1800 miles
Start: 16:42 Flag 16:51 End: 16:54

BMCRC - MRO Championships 2021 - Rnd 3 @ Cadwell Park

Chilton Motors 250MZ & Blue Haze GPF

RACE 13 - RESTART - SECTOR ANALYSIS



SECTOR 1 = FL to I1, SECTOR 2 = I1 to FL, DIFF = Difference To Personal Best Lap, P = Crossed Finish Line in Pit Lane, D = Time Disallowed

P13 75		Peter WOODALL		MZ ETZ 250 - Online Lubricants		
IDEAL LAP TIME : 1:52.874		BEST LAP TIME : 1:52.874		DIFFERENCE : 0.000		
LAP	SECTOR 1	SECTOR 2	LAP TIME	MPH	DIFF	TIME OF DAY
1 -		47.963	2:42.848	48.19	49.974	16:45:23.728
2 -	1:06.203	47.506	1:53.709 (3)	69.01	0.835	16:47:17.437
3 -	1:05.732	47.142	1:52.874 (1)	69.52		16:49:10.311
4 -	1:05.992	47.519	1:53.511 (2)	69.13	0.637	16:51:03.822
5 -	1:07.480	47.933	1:55.413	67.99	2.539	16:52:59.235

P14 9		Gary HOWLETT		MZ TS250 - HS Racing		
IDEAL LAP TIME : 1:55.997		BEST LAP TIME : 1:56.025		DIFFERENCE : 0.028		
LAP	SECTOR 1	SECTOR 2	LAP TIME	MPH	DIFF	TIME OF DAY
1 -		49.133	2:35.156	50.58	39.131	16:45:16.036
2 -	1:07.603	48.474	1:56.077 (2)	67.61	0.052	16:47:12.113
3 -	1:07.523	48.502	1:56.025 (1)	67.64		16:49:08.138
4 -	1:09.215	48.710	1:57.925	66.55	1.900	16:51:06.063
5 -	1:07.716	48.566	1:56.282 (3)	67.49	0.257	16:53:02.345

P15 42 GPF		Martin PEARSON		Yamaha TZR250 - Viking Inspection		
IDEAL LAP TIME : 2:01.398		BEST LAP TIME : 2:01.398		DIFFERENCE : 0.000		
LAP	SECTOR 1	SECTOR 2	LAP TIME	MPH	DIFF	TIME OF DAY
1 -		51.841	2:10.142	60.30	8.744	16:44:51.022
2 -	1:10.911	50.867	2:01.778 (2)	64.44	0.380	16:46:52.800
3 -	1:10.551	50.847	2:01.398 (1)	64.64		16:48:54.198
4 -	1:13.072	52.095	2:05.167	62.70	3.769	16:50:59.365
5 -	1:12.977	51.640	2:04.617 (3)	62.97	3.219	16:53:03.982

P16 251 GPF		Stephen WIMBLE		Yamaha TZR250 - S.B.W Contractor		
IDEAL LAP TIME : 2:04.395		BEST LAP TIME : 2:04.395		DIFFERENCE : 0.000		
LAP	SECTOR 1	SECTOR 2	LAP TIME	MPH	DIFF	TIME OF DAY
1 -		52.687	2:11.323	59.76	6.928	16:44:52.203
2 -	1:12.368	52.027	2:04.395 (1)	63.08		16:46:56.598
3 -	1:13.142	54.119	2:07.261 (3)	61.66	2.866	16:49:03.859
4 -	1:13.547	52.530	2:06.077 (2)	62.24	1.682	16:51:09.936
5 -	1:14.653	52.951	2:07.604	61.50	3.209	16:53:17.540

P17 108		Ian KEEBLE		MZ ETC 250 -		
IDEAL LAP TIME : 1:58.841		BEST LAP TIME : 1:58.841		DIFFERENCE : 0.000		
LAP	SECTOR 1	SECTOR 2	LAP TIME	MPH	DIFF	TIME OF DAY
1 -		50.209	2:37.869	49.71	39.028	16:45:18.749
2 -	1:11.520	49.746	2:01.266	64.71	2.425	16:47:20.015
3 -	1:10.848	49.486	2:00.334 (3)	65.21	1.493	16:49:20.349
4 -	1:10.596	49.727	2:00.323 (2)	65.22	1.482	16:51:20.672
5 -	1:09.886	48.955	1:58.841 (1)	66.03		16:53:19.513

P18 80		Paul MAGRATH		MZ ETZ 250 -		
IDEAL LAP TIME : 2:00.927		BEST LAP TIME : 2:00.927		DIFFERENCE : 0.000		
LAP	SECTOR 1	SECTOR 2	LAP TIME	MPH	DIFF	TIME OF DAY
1 -		51.680	2:42.397	48.32	41.470	16:45:23.277
2 -	1:13.876	51.662	2:05.538	62.51	4.611	16:47:28.815
3 -	1:12.707	50.020	2:02.727 (2)	63.94	1.800	16:49:31.542
4 -	1:12.608	50.434	2:03.042 (3)	63.78	2.115	16:51:34.584
5 -	1:10.949	49.978	2:00.927 (1)	64.89		16:53:35.511

Weather / Track : Cloudy / Dry

Cadwell Park
Circuit Length = 2.1800 miles
Start: 16:42 Flag 16:51 End: 16:54

BMCRC - MRO Championships 2021 - Rnd 3 @ Cadwell Park

Chilton Motors 250MZ & Blue Haze GPF

RACE 13 - RESTART - SECTOR ANALYSIS



SECTOR 1 = FL to I1, SECTOR 2 = I1 to FL, DIFF = Difference To Personal Best Lap, P = Crossed Finish Line in Pit Lane, D = Time Disallowed

P19 56		Russell TURNER		MZ ETZ 250 -		
IDEAL LAP TIME : 2:01.711		BEST LAP TIME : 2:01.711		DIFFERENCE : 0.000		
LAP	SECTOR 1	SECTOR 2	LAP TIME	MPH	DIFF	TIME OF DAY
1 -		51.475	2:42.708	48.23	40.997	16:45:23.588
2 -	1:13.251	51.250	2:04.501	63.03	2.790	16:47:28.089
3 -	1:12.027	51.110	2:03.137 (2)	63.73	1.426	16:49:31.226
4 -	1:12.885	51.031	2:03.916 (3)	63.33	2.205	16:51:35.142
5 -	1:11.354	50.357	2:01.711 (1)	64.48		16:53:36.853

P20 66		Graeme LEWIS		MZ ETZ 250 -		
IDEAL LAP TIME : 2:04.268		BEST LAP TIME : 2:04.456		DIFFERENCE : 0.188		
LAP	SECTOR 1	SECTOR 2	LAP TIME	MPH	DIFF	TIME OF DAY
1 -		51.777	2:42.281	48.36	37.825	16:45:23.161
2 -	1:13.112	52.437	2:05.549 (2)	62.50	1.093	16:47:28.710
3 -	1:12.491	51.965	2:04.456 (1)	63.05		16:49:33.166
4 -	1:14.008	52.609	2:06.617 (3)	61.98	2.161	16:51:39.783

P21 566		Michael WILBY		MZ ETZ 250 - Sziler UK		
IDEAL LAP TIME : 2:07.242		BEST LAP TIME : 2:07.242		DIFFERENCE : 0.000		
LAP	SECTOR 1	SECTOR 2	LAP TIME	MPH	DIFF	TIME OF DAY
1 -		52.656	2:44.522	47.70	37.280	16:45:25.402
2 -	1:14.664	52.578	2:07.242 (1)	61.67		16:47:32.644
3 -	1:15.768	53.448	2:09.216 (2)	60.73	1.974	16:49:41.860
4 -	1:16.734	54.764	2:11.498 (3)	59.68	4.256	16:51:53.358

P22 94		Gordon RYAN		MZ ETZ 250 - Chilton Motors		
IDEAL LAP TIME : 2:09.846		BEST LAP TIME : 2:09.846		DIFFERENCE : 0.000		
LAP	SECTOR 1	SECTOR 2	LAP TIME	MPH	DIFF	TIME OF DAY
1 -		1:01.474	3:09.694	41.37	59.848	16:45:50.574
2 -	1:17.873	53.381	2:11.254 (3)	59.79	1.408	16:48:01.828
3 -	1:17.518	53.275	2:10.793 (2)	60.00	0.947	16:50:12.621
4 -	1:16.826	53.020	2:09.846 (1)	60.44		16:52:22.467

P23 18		Sam PEARSON		MZ ETZ 250 -		
IDEAL LAP TIME : 2:27.117		BEST LAP TIME : 2:27.887		DIFFERENCE : 0.770		
LAP	SECTOR 1	SECTOR 2	LAP TIME	MPH	DIFF	TIME OF DAY
1 -		1:03.304	3:11.002	41.08	43.115	16:45:51.882
2 -	1:27.465	1:00.422	2:27.887 (1)	53.06		16:48:19.769
3 -	1:27.257	1:01.447	2:28.704 (2)	52.77	0.817	16:50:48.473
4 -	1:26.695	1:02.011	2:28.706 (3)	52.77	0.819	16:53:17.179

BMCRC - MRO Championships 2021 - Rnd 3 @ Cadwell Park

Chilton Motors 250MZ & Blue Haze GPF

RACE 13 - RESTART - BEST SECTORS

SECTOR 1			SECTOR 2			IDEAL / BEST COMPARISON						
POS	NO	NAME	TIME	NO	NAME	TIME	POS	NO	NAME	IDEAL	BEST	DIFF
									PERFECT LAP	1:46.462		
1	22	BALLERINI	1:01.759	22	BALLERINI	44.703	1	22	BALLERINI	1:46.462	1:46.462	0.000
2	88	STANLEY	1:02.064	14	HALIL	44.751	2	14	HALIL	1:46.934	1:47.496	0.562
3	4	SEATH	1:02.166	4	SEATH	44.814	3	88	STANLEY	1:46.940	1:47.645	0.705
4	14	HALIL	1:02.183	88	STANLEY	44.876	4	4	SEATH	1:46.980	1:47.850	0.870
5	110	HAIGH	1:04.099	95	ROGERS	45.783	5	110	HAIGH	1:50.508	1:50.614	0.106
6	85	WALES	1:05.434	110	HAIGH	46.409	6	95	ROGERS	1:51.450	1:52.558	1.108
7	95	ROGERS	1:05.667	85	WALES	46.490	7	85	WALES	1:51.924	1:52.144	0.220
8	75	WOODALL	1:05.732	96	KENT	46.783	8	75	WOODALL	1:52.874	1:52.874	0.000
9	96	KENT	1:06.152	75	WOODALL	47.142	9	96	KENT	1:52.935	1:53.108	0.173
10	69	MANN	1:06.357	69	MANN	47.279	10	69	MANN	1:53.636	1:53.791	0.155
11	71	HICKLING	1:06.559	71	HICKLING	47.457	11	71	HICKLING	1:54.016	1:54.257	0.241
12	9	HOWLETT	1:07.523	64	SCOFIELD	48.206	12	9	HOWLETT	1:55.997	1:56.025	0.028
13	199	FROST	1:09.584	9	HOWLETT	48.474	13	64	SCOFIELD	1:57.868	1:58.379	0.511
14	64	SCOFIELD	1:09.662	108	KEEBLE	48.955	14	108	KEEBLE	1:58.841	1:58.841	0.000
15	108	KEEBLE	1:09.886	199	FROST	49.377	15	199	FROST	1:58.961	1:59.289	0.328
16	42	PEARSON	1:10.551	80	MAGRATH	49.978	16	80	MAGRATH	2:00.927	2:00.927	0.000
17	80	MAGRATH	1:10.949	56	TURNER	50.357	17	42	PEARSON	2:01.398	2:01.398	0.000
18	56	TURNER	1:11.354	42	PEARSON	50.847	18	56	TURNER	2:01.711	2:01.711	0.000
19	251	WIMBLE	1:12.368	66	LEWIS	51.777	19	66	LEWIS	2:04.268	2:04.456	0.188
20	66	LEWIS	1:12.491	251	WIMBLE	52.027	20	251	WIMBLE	2:04.395	2:04.395	0.000
21	566	WILBY	1:14.664	566	WILBY	52.578	21	566	WILBY	2:07.242	2:07.242	0.000
22	94	RYAN	1:16.826	94	RYAN	53.020	22	94	RYAN	2:09.846	2:09.846	0.000
23	18	PEARSON	1:26.695	18	PEARSON	1:00.422	23	18	PEARSON	2:27.117	2:27.887	0.770
24												
25												
26												
27												
28												

Weather / Track : Cloudy / Dry

Results can be found at www.tsl-timing.com

Cadwell Park
Circuit Length = 2.1800 miles
Start: 16:42 Flag 16:51 End: 16:54

Printed - 16:57 Saturday, 26 June 2021

BMCRC - MRO Championships 2021 - Rnd 3 @ Cadwell Park

Chilton Motors 250MZ & Blue Haze GPF

RACE 13 - RESTART - STATISTICS

Competitors Started 24
Planned Start 2021-06-26 @ 16:20:00.000
Actual Start 2021-06-26 @ 16:42:40.879
Finish Time 2021-06-26 @ 16:51:40.897
Track Length 2.1800mi.
Total Laps 111
Total Distance Covered 241.9820mi.

Session Fastest Lap History

NO	CL	NAME	LAP TIME	TIME OF DAY	LAP	VEHICLE
22	GPF	Rik BALLERINI	1:51.948	16:44:32.842	1	Suzuki RG570
22	GPF	Rik BALLERINI	1:47.550	16:46:20.393	2	Suzuki RG570
22	GPF	Rik BALLERINI	1:46.768	16:48:07.161	3	Suzuki RG570
22	GPF	Rik BALLERINI	1:46.462	16:49:53.628	4	Suzuki RG570

Session Leader History

NO	CL	NAME	FROM LAP	LAPS LED	DISTANCE	VEHICLE
22	GPF	Rik BALLERINI	1	5	10.90 miles	Suzuki RG570

Flag History

TYPE	TIME OF DAY
GREEN	16:42:40.879
FINISH	16:51:40.897

Flag Statistics

TYPE	COUNT	TOTAL LAPS	TOTAL TIME
Green	1	5	12:04.699
Red	0	0	0.000
Safety Car	0	0	0.000
FCY	0	0	0.000

BMCRC - MRO Championships 2021 - Rnd 3 @ Cadwell Park

Chilton Motors 250MZ & Blue Haze GPF

RACE 13 - RESTART - STATISTICS

CLASS : GPF

10 Starters

Fastest Lap History

NO	NAME	LAP TIME	TIME OF DAY	LAP	VEHICLE
22	Rik BALLERINI	1:51.948	16:44:32.842	1	Suzuki RG570
22	Rik BALLERINI	1:47.550	16:46:20.393	2	Suzuki RG570
22	Rik BALLERINI	1:46.768	16:48:07.161	3	Suzuki RG570
22	Rik BALLERINI	1:46.462	16:49:53.628	4	Suzuki RG570

Leader History

NO	NAME	FROM LAP	LAPS LED	DISTANCE	VEHICLE
22	Rik BALLERINI	1	5	10.90 miles	Suzuki RG570

BMCRC - MRO Championships 2021 - Rnd 3 @ Cadwell Park

Chilton Motors 250MZ & Blue Haze GPF

RACE 13 - RESTART - STATISTICS

CLASS :

14 Starters

Fastest Lap History

NO	NAME	LAP TIME	TIME OF DAY	LAP	VEHICLE
96	Chris KENT	2:29.824	16:45:10.716	1	MZ ETZ 250
96	Chris KENT	1:53.108	16:47:03.825	2	MZ ETZ 250
95	Christopher ROGERS	1:53.099	16:47:03.870	2	MZ ETZ 250
85	Andrew WALES	1:52.144	16:48:56.372	3	MZ ETZ 250

Leader History

NO	NAME	FROM LAP	LAPS LED	DISTANCE	VEHICLE
96	Chris KENT	1	2	4.36 miles	MZ ETZ 250
85	Andrew WALES	3	2	4.36 miles	MZ ETZ 250
95	Christopher ROGERS	5	1	2.18 miles	MZ ETZ 250



BMCRC - MRO Championships 2021 - Rnd 3 @ Cadwell Park

Chilton Motors 250MZ & Blue Haze GPF

RACE 3 - GRID (9 Laps)

ROW 12	34	67	Mark BAILEY						
ROW 11	31	251	Stephen WIMBLE	32	53	Alan COATES			
		2:04.395			33	26	Damian LEE		
ROW 10	28	64	Luke SCOFIELD	29	199	Michael FROST	30	42	Martin PEARSON
		1:58.379				1:59.289			2:01.398
ROW 9	25	4	James SEATH	26	110	Mark HAIGH	27	71	Richard HICKLING
		1:47.850				1:50.614			1:54.257
ROW 8	22	22	Rik BALLERINI	23	14	Denis HALIL	24	88	Michael STANLEY
		1:46.462				1:47.496			1:47.645
ROW 7	19			20			21		
ROW 6	16	3	Max MAUD	17			18		
ROW 5	13	18	Sam PEARSON	14	32	John ASHMEAD	15	565	Louis KERSHAW
		2:27.887							
ROW 4	10	66	Graeme LEWIS	11	566	Michael WILBY	12	94	Gordon RYAN
		2:04.456				2:07.242			2:09.846
ROW 3	7	108	Ian KEEBLE	8	80	Paul MAGRATH	9	56	Russell TURNER
		1:58.841				2:00.927			2:01.711
ROW 2	4	96	Chris KENT	5	69	Alexander MANN	6	9	Gary HOWLETT
		1:53.108				1:53.791			1:56.025
ROW 1	1	85	Andrew WALES	2	95	Christopher ROGERS	3	75	Peter WOODALL
		1:52.144				1:52.558			1:52.874
		Pole							



These results are provisional until the conclusion of any judicial and technical matters. Cadwell Park
Circuit Length = 2.1800 miles

Clerk Of Course :	Stewards :	Timekeeper : Sarah Evans
-------------------	------------	--------------------------

Results can be found at www.tsl-timing.com

Printed - 16:59 Saturday, 26 June 2021



BMCRC - MRO Championships 2021 - Rnd 3 @ Cadwell Park

Chilton Motors 250MZ & Blue Haze GPF

RACE 3 - CLASSIFICATION

POS	NO	CL	PIC NAME	ENTRY	LAPS	TIME	GAP	DIFF	MPH	BEST	ON
1	95		1 Christopher ROGERS	MZ ETZ 250 - CB Racing	9	16:48.585			70.03	1:50.602	6
2	85		2 Andrew WALES	MZ ETZ 250 - Illuminated Design LTD	9	16:59.951	11.366	11.366	69.25	1:51.340	4
3	22	GPF	1 Rik BALLERINI	Suzuki RG570 - SCLS LTD, GECKO RACING, CAM	9	17:05.943	17.358	5.992	68.84	1:46.168	3
4	96		3 Chris KENT	MZ ETZ 250 - Powder House Coatings Ltd	9	17:06.508	17.923	0.565	68.80	1:51.850	4
5	75		4 Peter WOODALL	MZ ETZ 250 - Online Lubricants	9	17:16.830	28.245	10.322	68.12	1:53.207	2
6	69		5 Alexander MANN	MZ TS 250 - HS RACING	9	17:19.254	30.669	2.424	67.96	1:53.407	7
7	4	GPF	2 James SEATH	Aprilia RS250 - Ovenden Earthmoving	9	17:19.830	31.245	0.576	67.92	1:46.155	5
8	88	GPF	3 Michael STANLEY	Yamaha TZR 250 -	9	17:20.159	31.574	0.329	67.90	1:46.101	5
9	32		6 John ASHMEAD	MZ ETZ 250 -	9	17:30.486	41.901	10.327	67.23	1:54.127	7
10	110	GPF	4 Mark HAIGH	Aprilia RS250 -	9	17:49.104	1:00.519	18.618	66.06	1:49.938	8
11	108		7 Ian KEEBLE	MZ ETC 250 -	9	17:49.355	1:00.770	0.251	66.05	1:56.665	9
12	74	GPF	5 Paul WHITBY	Yamaha TZR 250 - Greybridge Ltd	9	17:53.706	1:05.121	4.351	65.78	1:50.625	3
13	80		8 Paul MAGRATH	MZ ETZ 250 -	9	17:56.845	1:08.260	3.139	65.59	1:57.274	9
14	14	GPF	6 Denis HALIL	Yamaha TZR250 - D & A AUTOS	9	18:12.683	1:24.098	15.838	64.64	1:52.145	3
15	71	GPF	7 Richard HICKLING	Aprilia RS 125 - Millstream Motor Services & Ringw	9	18:20.894	1:32.309	8.211	64.15	1:53.768	8
16	56		9 Russell TURNER	MZ ETZ 250 -	9	18:45.493	1:56.908	24.599	62.75	2:03.489	6
17	66		10 Graeme LEWIS	MZ ETZ 250 -	9	18:52.760	2:04.175	7.267	62.35	2:03.267	8
18	42	GPF	8 Martin PEARSON	Yamaha TZR250 - Viking Inspection	8	17:18.505	1 Lap	1 Lap	60.45	2:00.328	5
19	566		11 Michael WILBY	MZ ETZ 250 - Sziler UK	8	17:19.589	1 Lap	1.084	60.39	2:07.242	5
20	199	GPF	9 Michael FROST	Yamaha TZR250 -	8	17:21.208	1 Lap	1.619	60.29	1:59.217	6
21	94		12 Gordon RYAN	MZ ETZ 250 - Chilton Motors	8	17:26.658	1 Lap	5.450	59.98	2:08.902	8
22	67	GPF	10 Mark BAILEY	Yamaha TZR250 -	8	17:29.505	1 Lap	2.847	59.82	2:00.019	8
23	251	GPF	11 Stephen WIMBLE	Yamaha TZR250 - S.B.W Contractor	8	18:06.650	1 Lap	37.145	57.77	2:06.418	2
24	18		13 Sam PEARSON	MZ ETZ 250 -	7	17:19.927	2 Laps	1 Lap	52.82	2:25.339	7

NOT CLASSIFIED

DNF	9		Gary HOWLETT	MZ TS250 - HS Racing	6	11:34.396	3 Laps	1 Lap	67.81	1:53.990	5
DNF	565		Louis KERSHAW	MZ ETZ 250 -	0						
NS	3		Max MAUD	MZ ETZ 250 -	0						
NS	64	GPF	Luke SCOFIELD	Aprilia RS 125 -	0						
NS	53	GPF	Alan COATES	Yamaha TZR250 - Clarendon Motorcycles Hull	0						
NS	26	GPF	Damian LEE	Yamaha TZR250 - Leed Autos	0						

FASTEST LAP

88	GPF	Michael STANLEY	Yamaha TZR 250 -	5	1:46.101	73.96 mph	119.03 kph
95		Christopher ROGERS	MZ ETZ 250 - CB Racing	6	1:50.602	70.95 mph	114.19 kph

Class - 92.5% of Race Speed = 64.77 mph
Class GPF - 92.5% of Race Speed = 63.67 mph

Cadwell Park: 2.1800 miles
Race Distance: 9 Laps / 19.62 miles
Start: 10:57 Flag 11:14 End: 11:16

Weather / Track : Cloudy / Dry

These results are provisional until the conclusion of any judicial and technical matters.

Clerk Of Course :	Stewards :	Timekeeper : Sarah Evans
-------------------	------------	--------------------------

Results can be found at www.tsl-timing.com

Printed - 11:16 Sunday, 27 June 2021



BMCRC - MRO Championships 2021 - Rnd 3 @ Cadwell Park

Chilton Motors 250MZ & Blue Haze GPF

RACE 3 - LAP CHART

LAP 1 @ 10:59:49.711		
NO	BEHIND	LAP TIME

85		1:58.768
95	0.301	1:59.069
96	1.028	1:59.796
75	2.420	2:01.188
9	3.206	2:01.974
69	3.456	2:02.224
108	6.285	2:05.053
80	8.484	2:07.252
56	10.889	2:09.657
32	10.931	2:09.699
66	12.602	2:11.370
566	17.624	2:16.392
94	19.549	2:18.317
18	38.821	2:37.589
22	50.948	2:49.716
4	54.332	2:53.100
88	55.094	2:53.862
14	58.144	2:56.912
110	58.354	2:57.122
74	58.777	2:57.545
71	1:02.213	3:00.981
199	1:08.670	3:07.438
42	1:09.794	3:08.562
67	1:12.274	3:11.042
251	1:12.510	3:11.278

LAP 2 @ 11:01:42.064		
NO	BEHIND	LAP TIME

95		1:52.052
85	0.834	1:53.187
96	1.131	1:52.456
75	3.274	1:53.207
9	6.079	1:55.226
69	6.284	1:55.181
108	12.893	1:58.961
32	15.432	1:56.854
80	16.323	2:00.192
56	22.691	2:04.155
66	26.401	2:06.152
566	34.953	2:09.682
94	37.656	2:10.460
22	44.982	1:46.387
4	52.059	1:50.080
88	52.326	1:49.585
74	59.460	1:53.036
110	1:00.072	1:54.071
14	1:00.306	1:54.515
71	1:07.628	1:57.768
18	1:13.827	2:27.359
199	1:18.400	2:02.083
42	1:20.515	2:03.074
67	1:24.813	2:04.892
251	1:26.575	2:06.418

LAP 3 @ 11:03:33.112		
NO	BEHIND	LAP TIME

95		1:51.048
85	1.292	1:51.506
96	2.163	1:52.080
75	5.773	1:53.547
9	9.208	1:54.177

69	9.516	1:54.280
32	19.460	1:55.076
108	21.029	1:59.184
80	24.260	1:58.985
56	36.580	2:04.937
22	40.102	1:46.168
66	42.836	2:07.483
4	51.068	1:50.057
88	51.236	1:49.958
566	53.787	2:09.882
94	56.785	2:10.177
74	59.037	1:50.625
110	59.547	1:50.523
14	1:01.403	1:52.145
71	1:11.725	1:55.145
199	1:29.159	2:01.807
42	1:31.420	2:01.953
67	1:37.615	2:03.850
251	1:42.657	2:07.130
18	1:50.567	2:27.788

LAP 4 @ 11:05:24.038		
NO	BEHIND	LAP TIME

95		1:50.926
85	1.706	1:51.340
96	3.087	1:51.850
75	8.312	1:53.465
9	12.907	1:54.625
69	13.280	1:54.690
32	23.061	1:54.527
108	28.052	1:57.949
80	32.670	1:59.336
22	35.670	1:46.494
88	48.355	1:48.045
4	49.479	1:49.337
56	50.337	2:04.683
66	57.213	2:05.303
110	1:01.194	1:52.573
74	1:01.288	1:53.177
14	1:02.986	1:52.509
566	1:11.896	2:09.035
71	1:14.768	1:53.969
94	1:15.389	2:09.530
199	1:39.093	2:00.860
42	1:41.302	2:00.808
67	1:48.727	2:02.038

LAP 5 @ 11:07:15.766		
NO	BEHIND	LAP TIME

95		1:51.728
85	3.357	1:53.379
96	4.695	1:53.336
251	1 Lap	2:06.840
75	11.338	1:54.754
9	15.169	1:53.990
69	15.983	1:54.431
32	27.149	1:55.816
22	30.896	1:46.954
108	34.609	1:58.285
18	1 Lap	2:27.103
80	38.583	1:57.641
88	42.728	1:46.101
4	43.906	1:46.155
74	1:02.587	1:53.027

110	1:03.132	1:53.666
14	1:04.401	1:53.143
56	1:04.711	2:06.102
66	1:09.903	2:04.418
71	1:17.724	1:54.684
566	1:27.410	2:07.242
94	1:33.142	2:09.481
199	1:47.759	2:00.394
42	1:49.902	2:00.328

LAP 6 @ 11:09:06.368		
NO	BEHIND	LAP TIME

95		1:50.602
85	4.861	1:52.106
96	7.181	1:53.088
67	1 Lap	2:03.689
75	16.584	1:55.848
9	18.971	1:54.404
69	19.123	1:53.742
251	1 Lap	2:09.046
22	26.905	1:46.611
32	30.995	1:54.448
4	41.121	1:47.817
88	41.198	1:49.072
108	41.810	1:57.803
80	47.245	1:59.264
74	1:03.171	1:51.186
110	1:03.574	1:51.044
14	1:07.031	1:53.232
18	1 Lap	2:28.033
56	1:17.598	2:03.489
71	1:21.906	1:54.784
66	1:23.568	2:04.267
566	1:44.775	2:07.967

LAP 7 @ 11:10:57.801		
NO	BEHIND	LAP TIME

95		1:51.433
94	1 Lap	2:09.882
199	1 Lap	1:59.217
85	5.921	1:52.493
42	1 Lap	2:01.045
96	9.897	1:54.149
67	1 Lap	2:01.550
75	20.932	1:55.781
69	21.097	1:53.407
22	23.211	1:47.739
32	33.689	1:54.127
4	37.412	1:47.724
88	37.697	1:47.932
251	1 Lap	2:08.843
108	47.779	1:57.402
80	55.210	1:59.398
110	1:02.251	1:50.110
74	1:04.500	1:52.762
14	1:10.893	1:55.295
71	1:25.786	1:55.313
56	1:30.649	2:04.484
66	1:37.071	2:04.936
18	1 Lap	2:26.716

LAP 8 @ 11:12:48.501		
NO	BEHIND	LAP TIME

95		1:50.700
85	8.017	1:52.796
566	1 Lap	2:09.815
96	14.585	1:55.388
199	1 Lap	2:00.492
42	1 Lap	2:01.846
22	20.186	1:47.675
94	1 Lap	2:09.909
75	24.383	1:54.151
69	25.751	1:55.354
67	1 Lap	2:02.425
4	34.274	1:47.562
88	34.430	1:47.433
32	37.565	1:54.576
108	55.132	1:58.053
251	1 Lap	2:08.830
110	1:01.489	1:49.938
80	1:02.013	1:57.503
74	1:04.745	1:50.945
14	1:16.570	1:56.377
71	1:28.854	1:53.768
56	1:44.249	2:04.300
66	1:49.638	2:03.267

LAP 9 @ 11:14:39.528		
NO	BEHIND	LAP TIME

95		1:51.027
85	11.366	1:54.376
22	17.358	1:48.199
96	17.923	1:54.365
75	28.245	1:54.889
42	1 Lap	2:00.889
69	30.669	1:55.945
566	1 Lap	2:09.574
4	31.245	1:47.998
18	2 Laps	2:25.339
88	31.574	1:48.171
199	1 Lap	2:08.917
94	1 Lap	2:08.902
67	1 Lap	2:00.019
32	41.901	1:55.363
110	1:00.519	1:50.057
108	1:00.770	1:56.665
74	1:05.121	1:51.403
80	1:08.260	1:57.274
251	1 Lap	2:08.265
14	1:24.098	1:58.555
71	1:32.309	1:54.482
56	1:56.908	2:03.686
66	2:04.175	2:05.564

Weather / Track : Cloudy / Dry

Results can be found at www.tsl-timing.com

Cadwell Park
 Circuit Length = 2.1800 miles
 Start: 10:57 Flag 11:14 End: 11:16

Printed - 11:17 Sunday, 27 June 2021

BMCRC - MRO Championships 2021 - Rnd 3 @ Cadwell Park

Chilton Motors 250MZ & Blue Haze GPF

RACE 3 - SECTOR ANALYSIS



SECTOR 1 = FL to I1, SECTOR 2 = I1 to FL, DIFF = Difference To Personal Best Lap, P = Crossed Finish Line in Pit Lane, D = Time Disallowed

P1 95 Christopher ROGERS		MZ ETZ 250 - CB Racing				
IDEAL LAP TIME : 1:50.454		BEST LAP TIME : 1:50.602		DIFFERENCE : 0.148		
LAP	SECTOR 1	SECTOR 2	LAP TIME	MPH	DIFF	TIME OF DAY
1 -		46.451	1:59.069	65.91	8.467	10:59:50.012
2 -	1:05.806	46.246	1:52.052	70.03	1.450	11:01:42.064
3 -	1:05.271	45.777	1:51.048	70.67	0.446	11:03:33.112
4 -	1:05.369	45.557	1:50.926 (3)	70.75	0.324	11:05:24.038
5 -	1:05.755	45.973	1:51.728	70.24	1.126	11:07:15.766
6 -	1:05.071	45.531	1:50.602 (1)	70.95		11:09:06.368
7 -	1:05.686	45.747	1:51.433	70.42	0.831	11:10:57.801
8 -	1:05.251	45.449	1:50.700 (2)	70.89	0.098	11:12:48.501
9 -	1:05.005	46.022	1:51.027	70.68	0.425	11:14:39.528

P2 85 Andrew WALES		MZ ETZ 250 - Illuminated Design LTD				
IDEAL LAP TIME : 1:51.094		BEST LAP TIME : 1:51.340		DIFFERENCE : 0.246		
LAP	SECTOR 1	SECTOR 2	LAP TIME	MPH	DIFF	TIME OF DAY
1 -		46.506	1:58.768	66.07	7.428	10:59:49.711
2 -	1:06.331	46.856	1:53.187	69.33	1.847	11:01:42.898
3 -	1:05.405	46.101	1:51.506 (2)	70.38	0.166	11:03:34.404
4 -	1:05.193	46.147	1:51.340 (1)	70.48		11:05:25.744
5 -	1:05.658	47.721	1:53.379	69.21	2.039	11:07:19.123
6 -	1:05.427	46.679	1:52.106 (3)	70.00	0.766	11:09:11.229
7 -	1:04.993	47.500	1:52.493	69.76	1.153	11:11:03.722
8 -	1:06.204	46.592	1:52.796	69.57	1.456	11:12:56.518
9 -	1:06.970	47.406	1:54.376	68.61	3.036	11:14:50.894

P3 22 GPF Rik BALLERINI		Suzuki RG570 - SCLS LTD, GECKO RACING, CAMBRIDGE MC				
IDEAL LAP TIME : 1:45.774		BEST LAP TIME : 1:46.168		DIFFERENCE : 0.394		
LAP	SECTOR 1	SECTOR 2	LAP TIME	MPH	DIFF	TIME OF DAY
1 -		44.542	2:49.716	46.24	1:03.548	11:00:40.659
2 -	1:01.958	44.429	1:46.387 (2)	73.76	0.219	11:02:27.046
3 -	1:01.345	44.823	1:46.168 (1)	73.92		11:04:13.214
4 -	1:01.834	44.660	1:46.494 (3)	73.69	0.326	11:05:59.708
5 -	1:01.536	45.418	1:46.954	73.37	0.786	11:07:46.662
6 -	1:01.847	44.764	1:46.611	73.61	0.443	11:09:33.273
7 -	1:02.838	44.901	1:47.739	72.84	1.571	11:11:21.012
8 -	1:02.274	45.401	1:47.675	72.88	1.507	11:13:08.687
9 -	1:02.912	45.287	1:48.199	72.53	2.031	11:14:56.886

P4 96 Chris KENT		MZ ETZ 250 - Powder House Coatings Ltd				
IDEAL LAP TIME : 1:51.850		BEST LAP TIME : 1:51.850		DIFFERENCE : 0.000		
LAP	SECTOR 1	SECTOR 2	LAP TIME	MPH	DIFF	TIME OF DAY
1 -		47.283	1:59.796	65.51	7.946	10:59:50.739
2 -	1:05.611	46.845	1:52.456 (3)	69.78	0.606	11:01:43.195
3 -	1:05.393	46.687	1:52.080 (2)	70.02	0.230	11:03:35.275
4 -	1:05.214	46.636	1:51.850 (1)	70.16		11:05:27.125
5 -	1:06.170	47.166	1:53.336	69.24	1.486	11:07:20.461
6 -	1:05.699	47.389	1:53.088	69.39	1.238	11:09:13.549
7 -	1:06.862	47.287	1:54.149	68.75	2.299	11:11:07.698
8 -	1:07.735	47.653	1:55.388	68.01	3.538	11:13:03.086
9 -	1:07.463	46.902	1:54.365	68.62	2.515	11:14:57.451

Weather / Track : Cloudy / Dry

Cadwell Park
Circuit Length = 2.1800 miles
Start: 10:57 Flag 11:14 End: 11:16

BMCRC - MRO Championships 2021 - Rnd 3 @ Cadwell Park

Chilton Motors 250MZ & Blue Haze GPF

RACE 3 - SECTOR ANALYSIS



SECTOR 1 = FL to I1, SECTOR 2 = I1 to FL, DIFF = Difference To Personal Best Lap, P = Crossed Finish Line in Pit Lane, D = Time Disallowed

P5 75 Peter WOODALL		MZ ETZ 250 - Online Lubricants				
IDEAL LAP TIME : 1:52.908		BEST LAP TIME : 1:53.207		DIFFERENCE : 0.299		
LAP	SECTOR 1	SECTOR 2	LAP TIME	MPH	DIFF	TIME OF DAY
1 -		47.739	2:01.188	64.75	7.981	10:59:52.131
2 -	1:06.004	47.203	1:53.207 (1)	69.32		11:01:45.338
3 -	1:06.324	47.223	1:53.547 (3)	69.11	0.340	11:03:38.885
4 -	1:05.866	47.599	1:53.465 (2)	69.16	0.258	11:05:32.350
5 -	1:06.965	47.789	1:54.754	68.39	1.547	11:07:27.104
6 -	1:07.564	48.284	1:55.848	67.74	2.641	11:09:22.952
7 -	1:07.554	48.227	1:55.781	67.78	2.574	11:11:18.733
8 -	1:06.871	47.280	1:54.151	68.75	0.944	11:13:12.884
9 -	1:05.705	49.184	1:54.889	68.30	1.682	11:15:07.773

P6 69 Alexander MANN		MZ TS 250 - HS RACING				
IDEAL LAP TIME : 1:53.201		BEST LAP TIME : 1:53.407		DIFFERENCE : 0.206		
LAP	SECTOR 1	SECTOR 2	LAP TIME	MPH	DIFF	TIME OF DAY
1 -		48.328	2:02.224	64.21	8.817	10:59:53.167
2 -	1:07.160	48.021	1:55.181	68.13	1.774	11:01:48.348
3 -	1:06.440	47.840	1:54.280 (3)	68.67	0.873	11:03:42.628
4 -	1:07.170	47.520	1:54.690	68.42	1.283	11:05:37.318
5 -	1:06.850	47.581	1:54.431	68.58	1.024	11:07:31.749
6 -	1:06.285	47.457	1:53.742 (2)	68.99	0.335	11:09:25.491
7 -	1:05.936	47.471	1:53.407 (1)	69.20		11:11:18.898
8 -	1:08.089	47.265	1:55.354	68.03	1.947	11:13:14.252
9 -	1:07.876	48.069	1:55.945	67.68	2.538	11:15:10.197

P7 4 GPF James SEATH		Aprilia RS250 - Ovenden Earthmoving				
IDEAL LAP TIME : 1:46.155		BEST LAP TIME : 1:46.155		DIFFERENCE : 0.000		
LAP	SECTOR 1	SECTOR 2	LAP TIME	MPH	DIFF	TIME OF DAY
1 -		45.439	2:53.100	45.33	1:06.945	11:00:44.043
2 -	1:04.444	45.636	1:50.080	71.29	3.925	11:02:34.123
3 -	1:03.399	46.658	1:50.057	71.30	3.902	11:04:24.180
4 -	1:03.506	45.831	1:49.337	71.77	3.182	11:06:13.517
5 -	1:02.009	44.146	1:46.155 (1)	73.93		11:07:59.672
6 -	1:02.226	45.591	1:47.817	72.79	1.662	11:09:47.489
7 -	1:02.887	44.837	1:47.724 (3)	72.85	1.569	11:11:35.213
8 -	1:02.909	44.653	1:47.562 (2)	72.96	1.407	11:13:22.775
9 -	1:02.196	45.802	1:47.998	72.66	1.843	11:15:10.773

P8 88 GPF Michael STANLEY		Yamaha TZR 250 -				
IDEAL LAP TIME : 1:46.101		BEST LAP TIME : 1:46.101		DIFFERENCE : 0.000		
LAP	SECTOR 1	SECTOR 2	LAP TIME	MPH	DIFF	TIME OF DAY
1 -		44.956	2:53.862	45.13	1:07.761	11:00:44.805
2 -	1:03.991	45.594	1:49.585	71.61	3.484	11:02:34.390
3 -	1:03.302	46.656	1:49.958	71.37	3.857	11:04:24.348
4 -	1:03.005	45.040	1:48.045	72.63	1.944	11:06:12.393
5 -	1:02.064	44.037	1:46.101 (1)	73.96		11:07:58.494
6 -	1:04.165	44.907	1:49.072	71.95	2.971	11:09:47.566
7 -	1:03.074	44.858	1:47.932 (3)	72.71	1.831	11:11:35.498
8 -	1:02.955	44.478	1:47.433 (2)	73.05	1.332	11:13:22.931
9 -	1:02.219	45.952	1:48.171	72.55	2.070	11:15:11.102

Weather / Track : Cloudy / Dry

Cadwell Park
Circuit Length = 2.1800 miles
Start: 10:57 Flag 11:14 End: 11:16

BMCRC - MRO Championships 2021 - Rnd 3 @ Cadwell Park

Chilton Motors 250MZ & Blue Haze GPF

RACE 3 - SECTOR ANALYSIS



SECTOR 1 = FL to I1, SECTOR 2 = I1 to FL, DIFF = Difference To Personal Best Lap, P = Crossed Finish Line in Pit Lane, D = Time Disallowed

P9 32		John ASHMEAD		MZ ETZ 250 -		
IDEAL LAP TIME : 1:53.544		BEST LAP TIME : 1:54.127		DIFFERENCE : 0.583		
LAP	SECTOR 1	SECTOR 2	LAP TIME	MPH	DIFF	TIME OF DAY
1 -		50.254	2:09.699	60.50	15.572	11:00:00.642
2 -	1:08.155	48.699	1:56.854	67.16	2.727	11:01:57.496
3 -	1:07.720	47.356	1:55.076	68.19	0.949	11:03:52.572
4 -	1:06.817	47.710	1:54.527 (3)	68.52	0.400	11:05:47.099
5 -	1:07.235	48.581	1:55.816	67.76	1.689	11:07:42.915
6 -	1:07.721	46.727	1:54.448 (2)	68.57	0.321	11:09:37.363
7 -	1:07.386	46.741	1:54.127 (1)	68.76		11:11:31.490
8 -	1:07.523	47.053	1:54.576	68.49	0.449	11:13:26.066
9 -	1:07.011	48.352	1:55.363	68.02	1.236	11:15:21.429

P10 110 GPF		Mark HAIGH		Aprilia RS250 -		
IDEAL LAP TIME : 1:49.374		BEST LAP TIME : 1:49.938		DIFFERENCE : 0.564		
LAP	SECTOR 1	SECTOR 2	LAP TIME	MPH	DIFF	TIME OF DAY
1 -		47.271	2:57.122	44.30	1:07.184	11:00:48.065
2 -	1:06.398	47.673	1:54.071	68.79	4.133	11:02:42.136
3 -	1:04.363	46.160	1:50.523	71.00	0.585	11:04:32.659
4 -	1:05.620	46.953	1:52.573	69.71	2.635	11:06:25.232
5 -	1:05.626	48.040	1:53.666	69.04	3.728	11:08:18.898
6 -	1:03.362	47.682	1:51.044	70.67	1.106	11:10:09.942
7 -	1:03.710	46.400	1:50.110 (3)	71.27	0.172	11:12:00.052
8 -	1:03.806	46.132	1:49.938 (1)	71.38		11:13:49.990
9 -	1:03.242	46.815	1:50.057 (2)	71.30	0.119	11:15:40.047

P11 108		Ian KEEBLE		MZ ETC 250 -		
IDEAL LAP TIME : 1:56.452		BEST LAP TIME : 1:56.665		DIFFERENCE : 0.213		
LAP	SECTOR 1	SECTOR 2	LAP TIME	MPH	DIFF	TIME OF DAY
1 -		49.166	2:05.053	62.75	8.388	10:59:55.996
2 -	1:09.674	49.287	1:58.961	65.97	2.296	11:01:54.957
3 -	1:10.429	48.755	1:59.184	65.84	2.519	11:03:54.141
4 -	1:08.827	49.122	1:57.949	66.53	1.284	11:05:52.090
5 -	1:09.207	49.078	1:58.285	66.34	1.620	11:07:50.375
6 -	1:09.192	48.611	1:57.803 (3)	66.62	1.138	11:09:48.178
7 -	1:08.609	48.793	1:57.402 (2)	66.84	0.737	11:11:45.580
8 -	1:09.615	48.438	1:58.053	66.47	1.388	11:13:43.633
9 -	1:08.014	48.651	1:56.665 (1)	67.27		11:15:40.298

P12 74 GPF		Paul WHITBY		Yamaha TZR 250 - Greybridge Ltd		
IDEAL LAP TIME : 1:50.238		BEST LAP TIME : 1:50.625		DIFFERENCE : 0.387		
LAP	SECTOR 1	SECTOR 2	LAP TIME	MPH	DIFF	TIME OF DAY
1 -		47.324	2:57.545	44.20	1:06.920	11:00:48.488
2 -	1:05.573	47.463	1:53.036	69.42	2.411	11:02:41.524
3 -	1:03.670	46.955	1:50.625 (1)	70.94		11:04:32.149
4 -	1:05.572	47.605	1:53.177	69.34	2.552	11:06:25.326
5 -	1:04.142	48.885	1:53.027	69.43	2.402	11:08:18.353
6 -	1:03.380	47.806	1:51.186 (3)	70.58	0.561	11:10:09.539
7 -	1:05.904	46.858	1:52.762	69.59	2.137	11:12:02.301
8 -	1:03.820	47.125	1:50.945 (2)	70.73	0.320	11:13:53.246
9 -	1:04.177	47.226	1:51.403	70.44	0.778	11:15:44.649

Weather / Track : Cloudy / Dry

Cadwell Park
Circuit Length = 2.1800 miles
Start: 10:57 Flag 11:14 End: 11:16

BMCRC - MRO Championships 2021 - Rnd 3 @ Cadwell Park

Chilton Motors 250MZ & Blue Haze GPF

RACE 3 - SECTOR ANALYSIS



SECTOR 1 = FL to I1, SECTOR 2 = I1 to FL, DIFF = Difference To Personal Best Lap, P = Crossed Finish Line in Pit Lane, D = Time Disallowed

P13 80		Paul MAGRATH		MZ ETZ 250 -		
IDEAL LAP TIME : 1:57.047		BEST LAP TIME : 1:57.274		DIFFERENCE : 0.227		
LAP	SECTOR 1	SECTOR 2	LAP TIME	MPH	DIFF	TIME OF DAY
1 -		49.733	2:07.252	61.67	9.978	10:59:58.195
2 -	1:10.102	50.090	2:00.192	65.29	2.918	11:01:58.387
3 -	1:09.357	49.628	1:58.985	65.95	1.711	11:03:57.372
4 -	1:10.158	49.178	1:59.336	65.76	2.062	11:05:56.708
5 -	1:09.070	48.571	1:57.641 (3)	66.71	0.367	11:07:54.349
6 -	1:10.487	48.777	1:59.264	65.80	1.990	11:09:53.613
7 -	1:10.369	49.029	1:59.398	65.73	2.124	11:11:53.011
8 -	1:08.568	48.935	1:57.503 (2)	66.79	0.229	11:13:50.514
9 -	1:08.795	48.479	1:57.274 (1)	66.92		11:15:47.788

P14 14 GPF		Denis HALIL		Yamaha TZR250 - D & A AUTOS		
IDEAL LAP TIME : 1:51.916		BEST LAP TIME : 1:52.145		DIFFERENCE : 0.229		
LAP	SECTOR 1	SECTOR 2	LAP TIME	MPH	DIFF	TIME OF DAY
1 -		47.648	2:56.912	44.36	1:04.767	11:00:47.855
2 -	1:06.883	47.632	1:54.515	68.53	2.370	11:02:42.370
3 -	1:04.844	47.301	1:52.145 (1)	69.98		11:04:34.515
4 -	1:05.437	47.072	1:52.509 (2)	69.75	0.364	11:06:27.024
5 -	1:05.816	47.327	1:53.143 (3)	69.36	0.998	11:08:20.167
6 -	1:05.162	48.070	1:53.232	69.30	1.087	11:10:13.399
7 -	1:07.155	48.140	1:55.295	68.06	3.150	11:12:08.694
8 -	1:07.567	48.810	1:56.377	67.43	4.232	11:14:05.071
9 -	1:08.406	50.149	1:58.555	66.19	6.410	11:16:03.626

P15 71 GPF		Richard HICKLING		Aprilia RS 125 - Millstream Motor Services & Ringwood Tyres		
IDEAL LAP TIME : 1:53.489		BEST LAP TIME : 1:53.768		DIFFERENCE : 0.279		
LAP	SECTOR 1	SECTOR 2	LAP TIME	MPH	DIFF	TIME OF DAY
1 -		47.607	3:00.981	43.36	1:07.213	11:00:51.924
2 -	1:07.684	50.084	1:57.768	66.64	4.000	11:02:49.692
3 -	1:07.153	47.992	1:55.145	68.15	1.377	11:04:44.837
4 -	1:06.608	47.361	1:53.969 (2)	68.86	0.201	11:06:38.806
5 -	1:07.258	47.426	1:54.684	68.43	0.916	11:08:33.490
6 -	1:07.213	47.571	1:54.784	68.37	1.016	11:10:28.274
7 -	1:08.121	47.192	1:55.313	68.05	1.545	11:12:23.587
8 -	1:06.887	46.881	1:53.768 (1)	68.98		11:14:17.355
9 -	1:07.130	47.352	1:54.482 (3)	68.55	0.714	11:16:11.837

P16 56		Russell TURNER		MZ ETZ 250 -		
IDEAL LAP TIME : 2:02.887		BEST LAP TIME : 2:03.489		DIFFERENCE : 0.602		
LAP	SECTOR 1	SECTOR 2	LAP TIME	MPH	DIFF	TIME OF DAY
1 -		50.791	2:09.657	60.52	6.168	11:00:00.600
2 -	1:12.296	51.859	2:04.155 (3)	63.21	0.666	11:02:04.755
3 -	1:13.026	51.911	2:04.937	62.81	1.448	11:04:09.692
4 -	1:13.141	51.542	2:04.683	62.94	1.194	11:06:14.375
5 -	1:13.145	52.957	2:06.102	62.23	2.613	11:08:20.477
6 -	1:12.096	51.393	2:03.489 (1)	63.55		11:10:23.966
7 -	1:13.086	51.398	2:04.484	63.04	0.995	11:12:28.450
8 -	1:12.244	52.056	2:04.300	63.13	0.811	11:14:32.750
9 -	1:12.568	51.118	2:03.686 (2)	63.45	0.197	11:16:36.436

Weather / Track : Cloudy / Dry

Cadwell Park
Circuit Length = 2.1800 miles
Start: 10:57 Flag 11:14 End: 11:16

BMCRC - MRO Championships 2021 - Rnd 3 @ Cadwell Park

Chilton Motors 250MZ & Blue Haze GPF

RACE 3 - SECTOR ANALYSIS



SECTOR 1 = FL to I1, SECTOR 2 = I1 to FL, DIFF = Difference To Personal Best Lap, P = Crossed Finish Line in Pit Lane, D = Time Disallowed

P17 66		Graeme LEWIS		MZ ETZ 250 -		
IDEAL LAP TIME : 2:03.267		BEST LAP TIME : 2:03.267		DIFFERENCE : 0.000		
LAP	SECTOR 1	SECTOR 2	LAP TIME	MPH	DIFF	TIME OF DAY
1 -		52.223	2:11.370	59.73	8.103	11:00:02.313
2 -	1:13.056	53.096	2:06.152	62.21	2.885	11:02:08.465
3 -	1:14.922	52.561	2:07.483	61.56	4.216	11:04:15.948
4 -	1:12.721	52.582	2:05.303	62.63	2.036	11:06:21.251
5 -	1:12.966	51.452	2:04.418 (3)	63.07	1.151	11:08:25.669
6 -	1:12.939	51.328	2:04.267 (2)	63.15	1.000	11:10:29.936
7 -	1:13.406	51.530	2:04.936	62.81	1.669	11:12:34.872
8 -	1:12.283	50.984	2:03.267 (1)	63.66		11:14:38.139
9 -	1:13.512	52.052	2:05.564	62.50	2.297	11:16:43.703

P18 42 GPF		Martin PEARSON		Yamaha TZR250 - Viking Inspection		
IDEAL LAP TIME : 1:59.616		BEST LAP TIME : 2:00.328		DIFFERENCE : 0.712		
LAP	SECTOR 1	SECTOR 2	LAP TIME	MPH	DIFF	TIME OF DAY
1 -		51.647	3:08.562	41.62	1:08.234	11:00:59.505
2 -	1:11.939	51.135	2:03.074	63.76	2.746	11:03:02.579
3 -	1:10.839	51.114	2:01.953	64.35	1.625	11:05:04.532
4 -	1:09.880	50.928	2:00.808 (2)	64.96	0.480	11:07:05.340
5 -	1:09.730	50.598	2:00.328 (1)	65.22		11:09:05.668
6 -	1:10.532	50.513	2:01.045	64.83	0.717	11:11:06.713
7 -	1:11.593	50.253	2:01.846	64.40	1.518	11:13:08.559
8 -	1:09.363	51.526	2:00.889 (3)	64.91	0.561	11:15:09.448

P19 566		Michael WILBY		MZ ETZ 250 - Sziler UK		
IDEAL LAP TIME : 2:07.099		BEST LAP TIME : 2:07.242		DIFFERENCE : 0.143		
LAP	SECTOR 1	SECTOR 2	LAP TIME	MPH	DIFF	TIME OF DAY
1 -		53.642	2:16.392	57.54	9.150	11:00:07.335
2 -	1:15.964	53.718	2:09.682	60.51	2.440	11:02:17.017
3 -	1:15.577	54.305	2:09.882	60.42	2.640	11:04:26.899
4 -	1:15.629	53.406	2:09.035 (3)	60.82	1.793	11:06:35.934
5 -	1:14.447	52.795	2:07.242 (1)	61.67		11:08:43.176
6 -	1:15.315	52.652	2:07.967 (2)	61.32	0.725	11:10:51.143
7 -	1:15.517	54.298	2:09.815	60.45	2.573	11:13:00.958
8 -	1:14.959	54.615	2:09.574	60.56	2.332	11:15:10.532

P20 199 GPF		Michael FROST		Yamaha TZR250 -		
IDEAL LAP TIME : 1:59.217		BEST LAP TIME : 1:59.217		DIFFERENCE : 0.000		
LAP	SECTOR 1	SECTOR 2	LAP TIME	MPH	DIFF	TIME OF DAY
1 -		51.144	3:07.438	41.87	1:08.221	11:00:58.381
2 -	1:11.658	50.425	2:02.083	64.28	2.866	11:03:00.464
3 -	1:11.568	50.239	2:01.807	64.43	2.590	11:05:02.271
4 -	1:10.842	50.018	2:00.860	64.93	1.643	11:07:03.131
5 -	1:10.557	49.837	2:00.394 (2)	65.18	1.177	11:09:03.525
6 -	1:09.643	49.574	1:59.217 (1)	65.83		11:11:02.742
7 -	1:10.887	49.605	2:00.492 (3)	65.13	1.275	11:13:03.234
8 -	1:19.302	49.615	2:08.917	60.87	9.700	11:15:12.151

Weather / Track : Cloudy / Dry

Cadwell Park
Circuit Length = 2.1800 miles
Start: 10:57 Flag 11:14 End: 11:16

BMCRC - MRO Championships 2021 - Rnd 3 @ Cadwell Park

Chilton Motors 250MZ & Blue Haze GPF

RACE 3 - SECTOR ANALYSIS



SECTOR 1 = FL to I1, SECTOR 2 = I1 to FL, DIFF = Difference To Personal Best Lap, P = Crossed Finish Line in Pit Lane, D = Time Disallowed

P21 94		Gordon RYAN		MZ ETZ 250 - Chilton Motors		
IDEAL LAP TIME : 2:08.647		BEST LAP TIME : 2:08.902		DIFFERENCE : 0.255		
LAP	SECTOR 1	SECTOR 2	LAP TIME	MPH	DIFF	TIME OF DAY
1 -		53.488	2:18.317	56.73	9.415	11:00:09.260
2 -	1:17.371	53.089	2:10.460	60.15	1.558	11:02:19.720
3 -	1:16.924	53.253	2:10.177	60.28	1.275	11:04:29.897
4 -	1:16.488	53.042	2:09.530 (3)	60.58	0.628	11:06:39.427
5 -	1:16.834	52.647	2:09.481 (2)	60.61	0.579	11:08:48.908
6 -	1:17.087	52.795	2:09.882	60.42	0.980	11:10:58.790
7 -	1:16.448	53.461	2:09.909	60.41	1.007	11:13:08.699
8 -	1:16.000	52.902	2:08.902 (1)	60.88		11:15:17.601

P22 67 GPF		Mark BAILEY		Yamaha TZR250 -		
IDEAL LAP TIME : 2:00.019		BEST LAP TIME : 2:00.019		DIFFERENCE : 0.000		
LAP	SECTOR 1	SECTOR 2	LAP TIME	MPH	DIFF	TIME OF DAY
1 -		53.537	3:11.042	41.08	1:11.023	11:01:01.985
2 -	1:12.723	52.169	2:04.892	62.83	4.873	11:03:06.877
3 -	1:12.067	51.783	2:03.850	63.36	3.831	11:05:10.727
4 -	1:11.023	51.015	2:02.038 (3)	64.30	2.019	11:07:12.765
5 -	1:11.343	52.346	2:03.689	63.45	3.670	11:09:16.454
6 -	1:11.281	50.269	2:01.550 (2)	64.56	1.531	11:11:18.004
7 -	1:11.313	51.112	2:02.425	64.10	2.406	11:13:20.429
8 -	1:09.956	50.063	2:00.019 (1)	65.39		11:15:20.448

P23 251 GPF		Stephen WIMBLE		Yamaha TZR250 - S.B.W Contractor		
IDEAL LAP TIME : 2:05.726		BEST LAP TIME : 2:06.418		DIFFERENCE : 0.692		
LAP	SECTOR 1	SECTOR 2	LAP TIME	MPH	DIFF	TIME OF DAY
1 -		53.236	3:11.278	41.02	1:04.860	11:01:02.221
2 -	1:12.937	53.481	2:06.418 (1)	62.08		11:03:08.639
3 -	1:14.023	53.107	2:07.130 (3)	61.73	0.712	11:05:15.769
4 -	1:14.051	52.789	2:06.840 (2)	61.87	0.422	11:07:22.609
5 -	1:15.415	53.631	2:09.046	60.81	2.628	11:09:31.655
6 -	1:15.190	53.653	2:08.843	60.91	2.425	11:11:40.498
7 -	1:15.031	53.799	2:08.830	60.91	2.412	11:13:49.328
8 -	1:14.692	53.573	2:08.265	61.18	1.847	11:15:57.593

P24 18		Sam PEARSON		MZ ETZ 250 -		
IDEAL LAP TIME : 2:25.218		BEST LAP TIME : 2:25.339		DIFFERENCE : 0.121		
LAP	SECTOR 1	SECTOR 2	LAP TIME	MPH	DIFF	TIME OF DAY
1 -		1:02.012	2:37.589	49.80	12.250	11:00:28.532
2 -	1:26.463	1:00.896	2:27.359	53.25	2.020	11:02:55.891
3 -	1:27.045	1:00.743	2:27.788	53.10	2.449	11:05:23.679
4 -	1:25.825	1:01.278	2:27.103 (3)	53.35	1.764	11:07:50.782
5 -	1:26.180	1:01.853	2:28.033	53.01	2.694	11:10:18.815
6 -	1:26.709	1:00.007	2:26.716 (2)	53.49	1.377	11:12:45.531
7 -	1:25.946	59.393	2:25.339 (1)	53.99		11:15:10.870

P25 9		Gary HOWLETT		MZ TS250 - HS Racing		
IDEAL LAP TIME : 1:53.856		BEST LAP TIME : 1:53.990		DIFFERENCE : 0.134		
LAP	SECTOR 1	SECTOR 2	LAP TIME	MPH	DIFF	TIME OF DAY
1 -		48.167	2:01.974	64.34	7.984	10:59:52.917
2 -	1:07.218	48.008	1:55.226	68.11	1.236	11:01:48.143
3 -	1:06.447	47.730	1:54.177 (2)	68.73	0.187	11:03:42.320
4 -	1:06.999	47.626	1:54.625	68.46	0.635	11:05:36.945
5 -	1:06.581	47.409	1:53.990 (1)	68.84		11:07:30.935
6 -	1:06.858	47.546	1:54.404 (3)	68.59	0.414	11:09:25.339

Weather / Track : Cloudy / Dry

Cadwell Park
Circuit Length = 2.1800 miles
Start: 10:57 Flag 11:14 End: 11:16

BMCRC - MRO Championships 2021 - Rnd 3 @ Cadwell Park

Chilton Motors 250MZ & Blue Haze GPF

RACE 3 - BEST SECTORS

SECTOR 1			SECTOR 2			IDEAL / BEST COMPARISON						
POS	NO	NAME	TIME	NO	NAME	TIME	POS	NO	NAME	IDEAL	BEST	DIFF
									PERFECT LAP	1:45.382		
1	22	BALLERINI	1:01.345	88	STANLEY	44.037	1	22	BALLERINI	1:45.774	1:46.168	0.394
2	4	SEATH	1:02.009	4	SEATH	44.146	2	88	STANLEY	1:46.101	1:46.101	0.000
3	88	STANLEY	1:02.064	22	BALLERINI	44.429	3	4	SEATH	1:46.155	1:46.155	0.000
4	110	HAIGH	1:03.242	95	ROGERS	45.449	4	110	HAIGH	1:49.374	1:49.938	0.564
5	74	WHITBY	1:03.380	85	WALES	46.101	5	74	WHITBY	1:50.238	1:50.625	0.387
6	14	HALIL	1:04.844	110	HAIGH	46.132	6	95	ROGERS	1:50.454	1:50.602	0.148
7	85	WALES	1:04.993	96	KENT	46.636	7	85	WALES	1:51.094	1:51.340	0.246
8	95	ROGERS	1:05.005	32	ASHMEAD	46.727	8	96	KENT	1:51.850	1:51.850	0.000
9	96	KENT	1:05.214	74	WHITBY	46.858	9	14	HALIL	1:51.916	1:52.145	0.229
10	75	WOODALL	1:05.705	71	HICKLING	46.881	10	75	WOODALL	1:52.908	1:53.207	0.299
11	69	MANN	1:05.936	14	HALIL	47.072	11	69	MANN	1:53.201	1:53.407	0.206
12	9	HOWLETT	1:06.447	75	WOODALL	47.203	12	71	HICKLING	1:53.489	1:53.768	0.279
13	71	HICKLING	1:06.608	69	MANN	47.265	13	32	ASHMEAD	1:53.544	1:54.127	0.583
14	32	ASHMEAD	1:06.817	9	HOWLETT	47.409	14	9	HOWLETT	1:53.856	1:53.990	0.134
15	108	KEEBLE	1:08.014	108	KEEBLE	48.438	15	108	KEEBLE	1:56.452	1:56.665	0.213
16	80	MAGRATH	1:08.568	80	MAGRATH	48.479	16	80	MAGRATH	1:57.047	1:57.274	0.227
17	42	PEARSON	1:09.363	199	FROST	49.574	17	199	FROST	1:59.217	1:59.217	0.000
18	199	FROST	1:09.643	67	BAILEY	50.063	18	42	PEARSON	1:59.616	2:00.328	0.712
19	67	BAILEY	1:09.956	42	PEARSON	50.253	19	67	BAILEY	2:00.019	2:00.019	0.000
20	56	TURNER	1:12.096	56	TURNER	50.791	20	56	TURNER	2:02.887	2:03.489	0.602
21	66	LEWIS	1:12.283	66	LEWIS	50.984	21	66	LEWIS	2:03.267	2:03.267	0.000
22	251	WIMBLE	1:12.937	94	RYAN	52.647	22	251	WIMBLE	2:05.726	2:06.418	0.692
23	566	WILBY	1:14.447	566	WILBY	52.652	23	566	WILBY	2:07.099	2:07.242	0.143
24	94	RYAN	1:16.000	251	WIMBLE	52.789	24	94	RYAN	2:08.647	2:08.902	0.255
25	18	PEARSON	1:25.825	18	PEARSON	59.393	25	18	PEARSON	2:25.218	2:25.339	0.121
26												

Weather / Track : Cloudy / Dry

Results can be found at www.tsl-timing.com

Cadwell Park
Circuit Length = 2.1800 miles
Start: 10:57 Flag 11:14 End: 11:16

Printed - 11:17 Sunday, 27 June 2021

BMCRC - MRO Championships 2021 - Rnd 3 @ Cadwell Park

Chilton Motors 250MZ & Blue Haze GPF

RACE 3 - STATISTICS

Competitors Started	26
Planned Start	2021-06-27 @ 10:05:00.000
Actual Start	2021-06-27 @ 10:57:50.942
Finish Time	2021-06-27 @ 11:14:39.527
Track Length	2.1800mi.
Total Laps	214
Total Distance Covered	466.5239mi.

Session Fastest Lap History

NO	CL	NAME	LAP TIME	TIME OF DAY	LAP	VEHICLE
85		Andrew WALES	1:58.768	10:59:49.746	1	MZ ETZ 250
95		Christopher ROGERS	1:52.052	11:01:42.098	2	MZ ETZ 250
22	GPF	Rik BALLERINI	1:46.387	11:02:27.061	2	Suzuki RG570
22	GPF	Rik BALLERINI	1:46.168	11:04:13.233	3	Suzuki RG570
88	GPF	Michael STANLEY	1:46.101	11:07:58.511	5	Yamaha TZR 250

Session Leader History

NO	CL	NAME	FROM LAP	LAPS LED	DISTANCE	VEHICLE
85		Andrew WALES	1	1	2.18 miles	MZ ETZ 250
95		Christopher ROGERS	2	8	17.44 miles	MZ ETZ 250

Flag History

TYPE	TIME OF DAY
GREEN	10:57:50.942
FINISH	11:14:39.527

Flag Statistics

TYPE	COUNT	TOTAL LAPS	TOTAL TIME
Green	1	9	18:54.454
Red	0	0	0.000
Safety Car	0	0	0.000
FCY	0	0	0.000

BMCRC - MRO Championships 2021 - Rnd 3 @ Cadwell Park

Chilton Motors 250MZ & Blue Haze GPF

RACE 3 - STATISTICS

CLASS :

15 Starters

Fastest Lap History

NO	NAME	LAP TIME	TIME OF DAY	LAP	VEHICLE
85	Andrew WALES	1:58.768	10:59:49.746	1	MZ ETZ 250
95	Christopher ROGERS	1:52.052	11:01:42.098	2	MZ ETZ 250
95	Christopher ROGERS	1:51.048	11:03:33.146	3	MZ ETZ 250
95	Christopher ROGERS	1:50.926	11:05:24.072	4	MZ ETZ 250
95	Christopher ROGERS	1:50.602	11:09:06.401	6	MZ ETZ 250

Leader History

NO	NAME	FROM LAP	LAPS LED	DISTANCE	VEHICLE
85	Andrew WALES	1	1	2.18 miles	MZ ETZ 250
95	Christopher ROGERS	2	8	17.44 miles	MZ ETZ 250

Weather / Track : Cloudy / Dry

Results can be found at www.tsl-timing.com

Page 2 of 3

Cadwell Park
Circuit Length = 2.1800 miles
Start: 10:57 Flag 11:14 End: 11:16

Printed - 11:17 Sunday, 27 June 2021

BMCRC - MRO Championships 2021 - Rnd 3 @ Cadwell Park

Chilton Motors 250MZ & Blue Haze GPF

RACE 3 - STATISTICS

CLASS : GPF

11 Starters

Fastest Lap History

NO	NAME	LAP TIME	TIME OF DAY	LAP	VEHICLE
22	Rik BALLERINI	2:49.716	11:00:40.671	1	Suzuki RG570
22	Rik BALLERINI	1:46.387	11:02:27.061	2	Suzuki RG570
22	Rik BALLERINI	1:46.168	11:04:13.233	3	Suzuki RG570
88	Michael STANLEY	1:46.101	11:07:58.511	5	Yamaha TZR 250

Leader History

NO	NAME	FROM LAP	LAPS LED	DISTANCE	VEHICLE
22	Rik BALLERINI	1	9	19.62 miles	Suzuki RG570

BMCRC - MRO Championships 2021 - Rnd 3 @ Cadwell Park

Chilton Motors 250MZ & Blue Haze GPF

RACE 13 - GRID (9 Laps)

ROW 12		34	53	Alan COATES	35	64	Luke SCOFIELD			
ROW 11		31	42	Martin PEARSON	32	251	Stephen WIMBLE	33	26	Damian LEE
ROW 10		28	71	Richard HICKLING	29	199	Michael FROST	30	67	Mark BAILEY
ROW 9		25	110	Mark HAIGH	26	74	Paul WHITBY	27	14	Denis HALIL
ROW 8		22	88	Michael STANLEY	23	4	James SEATH	24	22	Rik BALLERINI
ROW 7		19			20			21		
ROW 6		16	3	Max MAUD	17			18		
ROW 5		13	94	Gordon RYAN	14	18	Sam PEARSON	15	565	Louis KERSHAW
ROW 4		10	66	Graeme LEWIS	11	56	Russell TURNER	12	566	Michael WILBY
ROW 3		7	32	John ASHMEAD	8	108	Ian KEEBLE	9	80	Paul MAGRATH
ROW 2		4	75	Peter WOODALL	5	69	Alexander MANN	6	9	Gary HOWLETT
ROW 1		1	95	Christopher ROGERS	2	85	Andrew WALES	3	96	Chris KENT
				Pole						

Cadwell Park

Circuit Length = 2.1800 miles

These results are provisional until the conclusion of any judicial and technical matters.

Clerk Of Course :	Stewards :	Timekeeper : Sarah Evans
-------------------	------------	--------------------------

Results can be found at www.tsl-timing.com

Printed - 11:18 Sunday, 27 June 2021



BMCRC - MRO Championships 2021 - Rnd 3 @ Cadwell Park

Chilton Motors 250MZ & Blue Haze GPF

RACE 13 - CLASSIFICATION

POS	NO	CL	PIC NAME	ENTRY	LAPS	TIME	GAP	DIFF	MPH	BEST	ON
1	95		1 Christopher ROGERS	MZ ETZ 250 - CB Racing	7	13:09.366			69.59	1:50.815	5
2	85		2 Andrew WALES	MZ ETZ 250 - Illuminated Design LTD	7	13:09.625	0.259	0.259	69.57	1:50.685	4
3	75		3 Peter WOODALL	MZ ETZ 250 - Online Lubricants	7	13:13.100	3.734	3.475	69.26	1:51.240	4
4	96		4 Chris KENT	MZ ETZ 250 - Powder House Coatings Ltd	7	13:18.105	8.739	5.005	68.83	1:52.319	4
5	32		5 John ASHMEAD	MZ ETZ 250 -	7	13:20.766	11.400	2.661	68.60	1:51.992	4
6	22	GPF	1 Rik BALLERINI	Suzuki RG570 - SCLS LTD, GECKO RACING, CAN	7	13:28.518	19.152	7.752	67.94	1:46.733	3
7	69		6 Alexander MANN	MZ TS 250 - HS RACING	7	13:32.711	23.345	4.193	67.59	1:54.445	6
8	110	GPF	2 Mark HAIGH	Aprilia RS250 -	7	14:09.786	1:00.420	37.075	64.64	1:50.823	6
9	80		7 Paul MAGRATH	MZ ETZ 250 -	7	14:17.154	1:07.788	7.368	64.09	2:00.514	2
10	66		8 Graeme LEWIS	MZ ETZ 250 -	7	14:33.318	1:23.952	16.164	62.90	2:02.296	7
11	71	GPF	3 Richard HICKLING	Aprilia RS 125 - Millstream Motor Services & Ringw	7	14:35.294	1:25.928	1.976	62.76	1:53.837	6
12	56		9 Russell TURNER	MZ ETZ 250 -	7	14:36.171	1:26.805	0.877	62.70	2:03.119	2
13	199	GPF	4 Michael FROST	Yamaha TZR250 -	7	14:59.089	1:49.723	22.918	61.10	1:57.845	7
14	42	GPF	5 Martin PEARSON	Yamaha TZR250 - Viking Inspection	7	15:01.998	1:52.632	2.909	60.90	1:58.721	5
15	67	GPF	6 Mark BAILEY	Yamaha TZR250 -	7	15:04.511	1:55.145	2.513	60.73	1:58.746	5
16	566		10 Michael WILBY	MZ ETZ 250 - Sziler UK	7	15:14.989	2:05.623	10.478	60.04	2:08.816	7
17	565		11 Louis KERSHAW	MZ ETZ 250 -	6	13:20.425	1 Lap	1 Lap	58.82	2:09.179	5
18	251	GPF	7 Stephen WIMBLE	Yamaha TZR250 - S.B.W Contractor	6	13:38.034	1 Lap	17.609	57.56	2:05.978	4

NOT CLASSIFIED

DNF	108		Ian KEEBLE	MZ ETC 250 -	4	8:03.944	3 Laps	2 Laps	64.86	1:58.243	4
DNF	94		Gordon RYAN	MZ ETZ 250 - Chilton Motors	3	6:50.778	4 Laps	1 Lap	57.31	2:12.726	2
DNF	18		Sam PEARSON	MZ ETZ 250 -	2	5:15.827	5 Laps	1 Lap	49.69	2:37.032	1
DNF	4	GPF	James SEATH	Aprilia RS250 - Ovenden Earthmoving	0						
NS	9		Gary HOWLETT	MZ TS250 - HS Racing	0						
NS	3		Max MAUD	MZ ETZ 250 -	0						
NS	88	GPF	Michael STANLEY	Yamaha TZR 250 -	0						
NS	74	GPF	Paul WHITBY	Yamaha TZR 250 - Greybridge Ltd	0						
NS	14	GPF	Denis HALIL	Yamaha TZR250 - D & A AUTOS	0						
NS	26	GPF	Damian LEE	Yamaha TZR250 - Leed Autos	0						
NS	53	GPF	Alan COATES	Yamaha TZR250 - Clarendon Motorcycles Hull	0						
NS	64	GPF	Luke SCOFIELD	Aprilia RS 125 -	0						

FASTEST LAP

22	GPF	Rik BALLERINI	Suzuki RG570 - SCLS LTD, GECKO RACING, CAN	3	1:46.733	73.52 mph	118.33 kph
85		Andrew WALES	MZ ETZ 250 - Illuminated Design LTD	4	1:50.685	70.90 mph	114.10 kph

Class - 92.5% of Race Speed = 64.37 mph

Class GPF - 92.5% of Race Speed = 62.84 mph

Cadwell Park: 2.1800 miles

Race Distance: 7 Laps / 15.26 miles

Start: 15:25 Flag 15:38 End: 15:40

Weather / Track : Cloudy / Dry

These results are provisional until the conclusion of any judicial and technical matters.

Clerk Of Course :	Stewards :	Timekeeper : Sarah Evans
-------------------	------------	--------------------------

Results can be found at www.tsl-timing.com

Printed - 15:40 Sunday, 27 June 2021



BMCRC - MRO Championships 2021 - Rnd 3 @ Cadwell Park

Chilton Motors 250MZ & Blue Haze GPF

RACE 13 - LAP CHART

LAP 1 @ 15:27:19.355

NO	BEHIND	LAP TIME
95		1:59.342
85	0.458	1:59.800
96	0.711	2:00.053
75	1.288	2:00.630
69	2.269	2:01.611
32	2.631	2:01.973
108	6.837	2:06.179
80	8.500	2:07.842
66	10.015	2:09.357
56	11.627	2:10.969
566	15.393	2:14.735
94	21.816	2:21.158
565	23.388	2:22.730
18	37.690	2:37.032
22	44.329	2:43.671
110	53.632	2:52.974
199	1:00.334	2:59.676
71	1:01.376	3:00.718
42	1:01.712	3:01.054
67	1:02.860	3:02.202
251	1:05.617	3:04.959

LAP 2 @ 15:29:11.457

NO	BEHIND	LAP TIME
85		1:51.644
95	0.142	1:52.244
96	1.008	1:52.399
75	1.484	1:52.298
32	2.845	1:52.316
69	5.072	1:54.905
108	15.093	2:00.358
80	16.912	2:00.514
66	21.005	2:03.092
56	22.644	2:03.119
566	33.670	2:10.379
22	39.882	1:47.655
94	42.440	2:12.726
565	45.441	2:14.155
110	56.033	1:54.503
71	1:06.633	1:57.359
199	1:10.040	2:01.808
42	1:11.084	2:01.474
67	1:11.636	2:00.878
251	1:20.273	2:06.758
18	1:24.383	2:38.795

LAP 3 @ 15:31:03.572

NO	BEHIND	LAP TIME
95		1:51.973
85	0.336	1:52.451
75	1.666	1:52.297
96	3.025	1:54.132
32	3.535	1:52.805
69	7.957	1:55.000
108	22.142	1:59.164
80	25.681	2:00.884
66	33.337	2:04.447
22	34.500	1:46.733
56	34.659	2:04.130
566	51.862	2:10.307
110	57.372	1:53.454

565	1:06.555	2:13.229
94	1:07.219	2:16.894
71	1:10.380	1:55.862
199	1:17.358	1:59.433
42	1:20.265	2:01.296
67	1:20.680	2:01.159
251	1:34.943	2:06.785

LAP 4 @ 15:32:54.593

NO	BEHIND	LAP TIME
85		1:50.685
95	0.225	1:51.246
75	1.885	1:51.240
96	4.323	1:52.319
32	4.506	1:51.992
69	12.439	1:55.503
108	29.364	1:58.243
22	31.351	1:47.872
80	36.235	2:01.575
66	47.576	2:05.260
56	48.129	2:04.491
110	58.853	1:52.502
566	1:10.764	2:09.923
71	1:15.207	1:55.848
565	1:25.098	2:09.564
199	1:25.825	1:59.488
42	1:28.807	1:59.563
67	1:29.312	1:59.653
251	1:49.900	2:05.978

LAP 5 @ 15:34:45.633

NO	BEHIND	LAP TIME
95		1:50.815
85	0.522	1:51.562
75	2.956	1:52.111
96	6.463	1:53.180
32	6.718	1:53.252
69	16.873	1:55.474
22	28.182	1:47.871
80	48.207	2:03.012
66	1:00.763	2:04.227
110	1:01.179	1:53.366
56	1:01.769	2:04.680
71	1:20.542	1:56.375
566	1:29.996	2:10.272
199	1:34.396	1:59.611
42	1:36.488	1:58.721
67	1:37.018	1:58.746
565	1:43.237	2:09.179

LAP 6 @ 15:36:38.455

NO	BEHIND	LAP TIME
95		1:52.822
85	0.294	1:52.594
75	2.139	1:52.005
96	6.867	1:53.226
32	8.416	1:54.520
251	1 Lap	2:06.717
69	18.496	1:54.445
22	22.343	1:46.983
80	57.774	2:02.389
110	59.180	1:50.823
66	1:12.580	2:04.639

56	1:13.170	2:04.223
71	1:21.557	1:53.837
199	1:42.802	2:01.228
67	1:43.782	1:59.586
42	1:44.136	2:00.470
566	1:47.731	2:10.557

LAP 7 @ 15:38:29.379

NO	BEHIND	LAP TIME
95		1:50.924
85	0.259	1:50.889
75	3.734	1:52.519
96	8.739	1:52.796
565	1 Lap	2:11.568
32	11.400	1:53.908
22	19.152	1:47.733
69	23.345	1:55.773
251	1 Lap	2:06.837
110	1:00.420	1:52.164
80	1:07.788	2:00.938
66	1:23.952	2:02.296
71	1:25.928	1:55.295
56	1:26.805	2:04.559
199	1:49.723	1:57.845
42	1:52.632	1:59.420
67	1:55.145	2:02.287
566	2:05.623	2:08.816

Weather / Track : Cloudy / Dry

Results can be found at www.tsl-timing.com

Cadwell Park
Circuit Length = 2.1800 miles
Start: 15:25 Flag 15:38 End: 15:40

Printed - 15:42 Sunday, 27 June 2021

BMCRC - MRO Championships 2021 - Rnd 3 @ Cadwell Park

Chilton Motors 250MZ & Blue Haze GPF

RACE 13 - SECTOR ANALYSIS



SECTOR 1 = FL to I1, SECTOR 2 = I1 to FL, DIFF = Difference To Personal Best Lap, P = Crossed Finish Line in Pit Lane, D = Time Disallowed

P1 95 Christopher ROGERS		MZ ETZ 250 - CB Racing				
IDEAL LAP TIME : 1:50.593		BEST LAP TIME : 1:50.815		DIFFERENCE : 0.222		
LAP	SECTOR 1	SECTOR 2	LAP TIME	MPH	DIFF	TIME OF DAY
1 -		46.849	1:59.342	65.76	8.527	15:27:19.355
2 -	1:06.144	46.100	1:52.244	69.91	1.429	15:29:11.599
3 -	1:05.905	46.068	1:51.973	70.08	1.158	15:31:03.572
4 -	1:05.447	45.799	1:51.246 (3)	70.54	0.431	15:32:54.818
5 -	1:05.088	45.727	1:50.815 (1)	70.82		15:34:45.633
6 -	1:06.966	45.856	1:52.822	69.56	2.007	15:36:38.455
7 -	1:05.419	45.505	1:50.924 (2)	70.75	0.109	15:38:29.379

P2 85 Andrew WALES		MZ ETZ 250 - Illuminated Design LTD				
IDEAL LAP TIME : 1:50.436		BEST LAP TIME : 1:50.685		DIFFERENCE : 0.249		
LAP	SECTOR 1	SECTOR 2	LAP TIME	MPH	DIFF	TIME OF DAY
1 -		47.171	1:59.800	65.50	9.115	15:27:19.813
2 -	1:05.158	46.486	1:51.644	70.29	0.959	15:29:11.457
3 -	1:06.335	46.116	1:52.451	69.79	1.766	15:31:03.908
4 -	1:04.856	45.829	1:50.685 (1)	70.90		15:32:54.593
5 -	1:05.554	46.008	1:51.562 (3)	70.34	0.877	15:34:46.155
6 -	1:06.649	45.945	1:52.594	69.70	1.909	15:36:38.749
7 -	1:05.309	45.580	1:50.889 (2)	70.77	0.204	15:38:29.638

P3 75 Peter WOODALL		MZ ETZ 250 - Online Lubricants				
IDEAL LAP TIME : 1:51.207		BEST LAP TIME : 1:51.240		DIFFERENCE : 0.033		
LAP	SECTOR 1	SECTOR 2	LAP TIME	MPH	DIFF	TIME OF DAY
1 -		47.723	2:00.630	65.05	9.390	15:27:20.643
2 -	1:05.528	46.770	1:52.298	69.88	1.058	15:29:12.941
3 -	1:05.446	46.851	1:52.297	69.88	1.057	15:31:05.238
4 -	1:04.934	46.306	1:51.240 (1)	70.55		15:32:56.478
5 -	1:05.135	46.976	1:52.111 (3)	70.00	0.871	15:34:48.589
6 -	1:05.732	46.273	1:52.005 (2)	70.06	0.765	15:36:40.594
7 -	1:05.365	47.154	1:52.519	69.74	1.279	15:38:33.113

P4 96 Chris KENT		MZ ETZ 250 - Powder House Coatings Ltd				
IDEAL LAP TIME : 1:52.007		BEST LAP TIME : 1:52.319		DIFFERENCE : 0.312		
LAP	SECTOR 1	SECTOR 2	LAP TIME	MPH	DIFF	TIME OF DAY
1 -		47.731	2:00.053	65.37	7.734	15:27:20.066
2 -	1:05.683	46.716	1:52.399 (2)	69.82	0.080	15:29:12.465
3 -	1:05.698	48.434	1:54.132	68.76	1.813	15:31:06.597
4 -	1:05.291	47.028	1:52.319 (1)	69.87		15:32:58.916
5 -	1:05.778	47.402	1:53.180	69.34	0.861	15:34:52.096
6 -	1:05.891	47.335	1:53.226	69.31	0.907	15:36:45.322
7 -	1:05.506	47.290	1:52.796 (3)	69.57	0.477	15:38:38.118

P5 32 John ASHMEAD		MZ ETZ 250 -				
IDEAL LAP TIME : 1:51.642		BEST LAP TIME : 1:51.992		DIFFERENCE : 0.350		
LAP	SECTOR 1	SECTOR 2	LAP TIME	MPH	DIFF	TIME OF DAY
1 -		48.294	2:01.973	64.34	9.981	15:27:21.986
2 -	1:05.916	46.400	1:52.316 (2)	69.87	0.324	15:29:14.302
3 -	1:06.246	46.559	1:52.805 (3)	69.57	0.813	15:31:07.107
4 -	1:05.242	46.750	1:51.992 (1)	70.07		15:32:59.099
5 -	1:05.818	47.434	1:53.252	69.29	1.260	15:34:52.351
6 -	1:06.082	48.438	1:54.520	68.53	2.528	15:36:46.871
7 -	1:06.549	47.359	1:53.908	68.89	1.916	15:38:40.779

Weather / Track : Cloudy / Dry

Cadwell Park
 Circuit Length = 2.1800 miles
 Start: 15:25 Flag 15:38 End: 15:40

BMCRC - MRO Championships 2021 - Rnd 3 @ Cadwell Park

Chilton Motors 250MZ & Blue Haze GPF

RACE 13 - SECTOR ANALYSIS



SECTOR 1 = FL to I1, SECTOR 2 = I1 to FL, DIFF = Difference To Personal Best Lap, P = Crossed Finish Line in Pit Lane, D = Time Disallowed

P6 22 GPF		Rik BALLERINI		Suzuki RG570 - SCLS LTD, GECKO RACING, CAMBRIDGE MK		
IDEAL LAP TIME : 1:46.615		BEST LAP TIME : 1:46.733		DIFFERENCE : 0.118		
LAP	SECTOR 1	SECTOR 2	LAP TIME	MPH	DIFF	TIME OF DAY
1 -		44.809	2:43.671	47.94	56.938	15:28:03.684
2 -	1:02.791	44.864	1:47.655 (3)	72.90	0.922	15:29:51.339
3 -	1:02.002	44.731	1:46.733 (1)	73.52		15:31:38.072
4 -	1:02.942	44.930	1:47.872	72.75	1.139	15:33:25.944
5 -	1:02.152	45.719	1:47.871	72.75	1.138	15:35:13.815
6 -	1:01.947	45.036	1:46.983 (2)	73.35	0.250	15:37:00.798
7 -	1:03.065	44.668	1:47.733	72.84	1.000	15:38:48.531

P7 69		Alexander MANN		MZ TS 250 - HS RACING		
IDEAL LAP TIME : 1:54.078		BEST LAP TIME : 1:54.445		DIFFERENCE : 0.367		
LAP	SECTOR 1	SECTOR 2	LAP TIME	MPH	DIFF	TIME OF DAY
1 -		48.240	2:01.611	64.53	7.166	15:27:21.624
2 -	1:06.745	48.160	1:54.905 (2)	68.30	0.460	15:29:16.529
3 -	1:06.800	48.200	1:55.000 (3)	68.24	0.555	15:31:11.529
4 -	1:07.068	48.435	1:55.503	67.94	1.058	15:33:07.032
5 -	1:07.326	48.148	1:55.474	67.96	1.029	15:35:02.506
6 -	1:06.614	47.831	1:54.445 (1)	68.57		15:36:56.951
7 -	1:08.309	47.464	1:55.773	67.78	1.328	15:38:52.724

P8 110 GPF		Mark HAIGH		Aprilia RS250 -		
IDEAL LAP TIME : 1:50.823		BEST LAP TIME : 1:50.823		DIFFERENCE : 0.000		
LAP	SECTOR 1	SECTOR 2	LAP TIME	MPH	DIFF	TIME OF DAY
1 -		47.382	2:52.974	45.37	1:02.151	15:28:12.987
2 -	1:06.423	48.080	1:54.503	68.54	3.680	15:30:07.490
3 -	1:06.115	47.339	1:53.454	69.17	2.631	15:32:00.944
4 -	1:05.623	46.879	1:52.502 (3)	69.75	1.679	15:33:53.446
5 -	1:04.724	48.642	1:53.366	69.22	2.543	15:35:46.812
6 -	1:04.554	46.269	1:50.823 (1)	70.81		15:37:37.635
7 -	1:05.431	46.733	1:52.164 (2)	69.96	1.341	15:39:29.799

P9 80		Paul MAGRATH		MZ ETZ 250 -		
IDEAL LAP TIME : 2:00.472		BEST LAP TIME : 2:00.514		DIFFERENCE : 0.042		
LAP	SECTOR 1	SECTOR 2	LAP TIME	MPH	DIFF	TIME OF DAY
1 -		50.199	2:07.842	61.38	7.328	15:27:27.855
2 -	1:10.273	50.241	2:00.514 (1)	65.12		15:29:28.369
3 -	1:10.599	50.285	2:00.884 (2)	64.92	0.370	15:31:29.253
4 -	1:11.033	50.542	2:01.575	64.55	1.061	15:33:30.828
5 -	1:11.682	51.330	2:03.012	63.79	2.498	15:35:33.840
6 -	1:11.239	51.150	2:02.389	64.12	1.875	15:37:36.229
7 -	1:10.695	50.243	2:00.938 (3)	64.89	0.424	15:39:37.167

P10 66		Graeme LEWIS		MZ ETZ 250 -		
IDEAL LAP TIME : 2:02.296		BEST LAP TIME : 2:02.296		DIFFERENCE : 0.000		
LAP	SECTOR 1	SECTOR 2	LAP TIME	MPH	DIFF	TIME OF DAY
1 -		50.811	2:09.357	60.66	7.061	15:27:29.370
2 -	1:11.890	51.202	2:03.092 (2)	63.75	0.796	15:29:32.462
3 -	1:12.983	51.464	2:04.447	63.06	2.151	15:31:36.909
4 -	1:13.240	52.020	2:05.260	62.65	2.964	15:33:42.169
5 -	1:12.673	51.554	2:04.227 (3)	63.17	1.931	15:35:46.396
6 -	1:13.486	51.153	2:04.639	62.96	2.343	15:37:51.035
7 -	1:11.547	50.749	2:02.296 (1)	64.17		15:39:53.331

Weather / Track : Cloudy / Dry

Cadwell Park
 Circuit Length = 2.1800 miles
 Start: 15:25 Flag 15:38 End: 15:40

BMCRC - MRO Championships 2021 - Rnd 3 @ Cadwell Park

Chilton Motors 250MZ & Blue Haze GPF

RACE 13 - SECTOR ANALYSIS



SECTOR 1 = FL to I1, SECTOR 2 = I1 to FL, DIFF = Difference To Personal Best Lap, P = Crossed Finish Line in Pit Lane, D = Time Disallowed

P11 71 GPF Richard HICKLING			Aprilia RS 125 - Millstream Motor Services & Ringwood Tyres			
IDEAL LAP TIME : 1:53.435		BEST LAP TIME : 1:53.837		DIFFERENCE : 0.402		
LAP	SECTOR 1	SECTOR 2	LAP TIME	MPH	DIFF	TIME OF DAY
1 -		50.404	3:00.718	43.42	1:06.881	15:28:20.731
2 -	1:09.178	48.181	1:57.359	66.87	3.522	15:30:18.090
3 -	1:07.977	47.885	1:55.862	67.73	2.025	15:32:13.952
4 -	1:08.366	47.482	1:55.848 (3)	67.74	2.011	15:34:09.800
5 -	1:08.083	48.292	1:56.375	67.43	2.538	15:36:06.175
6 -	1:07.019	46.818	1:53.837 (1)	68.94		15:38:00.012
7 -	1:06.617	48.678	1:55.295 (2)	68.06	1.458	15:39:55.307

P12 56 Russell TURNER			MZ ETZ 250 -			
IDEAL LAP TIME : 2:02.258		BEST LAP TIME : 2:03.119		DIFFERENCE : 0.861		
LAP	SECTOR 1	SECTOR 2	LAP TIME	MPH	DIFF	TIME OF DAY
1 -		50.818	2:10.969	59.92	7.850	15:27:30.982
2 -	1:11.671	51.448	2:03.119 (1)	63.74		15:29:34.101
3 -	1:12.914	51.216	2:04.130 (2)	63.22	1.011	15:31:38.231
4 -	1:12.848	51.643	2:04.491	63.04	1.372	15:33:42.722
5 -	1:12.559	52.121	2:04.680	62.94	1.561	15:35:47.402
6 -	1:13.017	51.206	2:04.223 (3)	63.17	1.104	15:37:51.625
7 -	1:11.440	53.119	2:04.559	63.00	1.440	15:39:56.184

P13 199 GPF Michael FROST			Yamaha TZR250 -			
IDEAL LAP TIME : 1:57.845		BEST LAP TIME : 1:57.845		DIFFERENCE : 0.000		
LAP	SECTOR 1	SECTOR 2	LAP TIME	MPH	DIFF	TIME OF DAY
1 -		50.215	2:59.676	43.67	1:01.831	15:28:19.689
2 -	1:10.894	50.914	2:01.808	64.42	3.963	15:30:21.497
3 -	1:10.016	49.417	1:59.433 (2)	65.71	1.588	15:32:20.930
4 -	1:10.211	49.277	1:59.488 (3)	65.68	1.643	15:34:20.418
5 -	1:10.161	49.450	1:59.611	65.61	1.766	15:36:20.029
6 -	1:11.613	49.615	2:01.228	64.73	3.383	15:38:21.257
7 -	1:08.644	49.201	1:57.845 (1)	66.59		15:40:19.102

P14 42 GPF Martin PEARSON			Yamaha TZR250 - Viking Inspection			
IDEAL LAP TIME : 1:58.456		BEST LAP TIME : 1:58.721		DIFFERENCE : 0.265		
LAP	SECTOR 1	SECTOR 2	LAP TIME	MPH	DIFF	TIME OF DAY
1 -		50.900	3:01.054	43.34	1:02.333	15:28:21.067
2 -	1:10.619	50.855	2:01.474	64.60	2.753	15:30:22.541
3 -	1:10.394	50.902	2:01.296	64.70	2.575	15:32:23.837
4 -	1:09.045	50.518	1:59.563 (3)	65.63	0.842	15:34:23.400
5 -	1:09.065	49.656	1:58.721 (1)	66.10		15:36:22.121
6 -	1:10.513	49.957	2:00.470	65.14	1.749	15:38:22.591
7 -	1:08.800	50.620	1:59.420 (2)	65.71	0.699	15:40:22.011

P15 67 GPF Mark BAILEY			Yamaha TZR250 -			
IDEAL LAP TIME : 1:58.746		BEST LAP TIME : 1:58.746		DIFFERENCE : 0.000		
LAP	SECTOR 1	SECTOR 2	LAP TIME	MPH	DIFF	TIME OF DAY
1 -		51.182	3:02.202	43.07	1:03.456	15:28:22.215
2 -	1:10.518	50.360	2:00.878	64.92	2.132	15:30:23.093
3 -	1:10.097	51.062	2:01.159	64.77	2.413	15:32:24.252
4 -	1:09.059	50.594	1:59.653 (3)	65.59	0.907	15:34:23.905
5 -	1:08.842	49.904	1:58.746 (1)	66.09		15:36:22.651
6 -	1:09.508	50.078	1:59.586 (2)	65.62	0.840	15:38:22.237
7 -	1:11.897	50.390	2:02.287	64.17	3.541	15:40:24.524

Weather / Track : Cloudy / Dry

Cadwell Park
Circuit Length = 2.1800 miles
Start: 15:25 Flag 15:38 End: 15:40

BMCRC - MRO Championships 2021 - Rnd 3 @ Cadwell Park

Chilton Motors 250MZ & Blue Haze GPF

RACE 13 - SECTOR ANALYSIS



SECTOR 1 = FL to I1, SECTOR 2 = I1 to FL, DIFF = Difference To Personal Best Lap, P = Crossed Finish Line in Pit Lane, D = Time Disallowed

P16 566		Michael WILBY		MZ ETZ 250 - Sziler UK		
IDEAL LAP TIME : 2:08.072		BEST LAP TIME : 2:08.816		DIFFERENCE : 0.744		
LAP	SECTOR 1	SECTOR 2	LAP TIME	MPH	DIFF	TIME OF DAY
1 -		52.843	2:14.735	58.24	5.919	15:27:34.748
2 -	1:16.950	53.429	2:10.379	60.19	1.563	15:29:45.127
3 -	1:16.264	54.043	2:10.307	60.22	1.491	15:31:55.434
4 -	1:16.283	53.640	2:09.923 (2)	60.40	1.107	15:34:05.357
5 -	1:15.924	54.348	2:10.272 (3)	60.24	1.456	15:36:15.629
6 -	1:16.961	53.596	2:10.557	60.11	1.741	15:38:26.186
7 -	1:15.229	53.587	2:08.816 (1)	60.92		15:40:35.002

P17 565		Louis KERSHAW		MZ ETZ 250 -		
IDEAL LAP TIME : 2:08.378		BEST LAP TIME : 2:09.179		DIFFERENCE : 0.801		
LAP	SECTOR 1	SECTOR 2	LAP TIME	MPH	DIFF	TIME OF DAY
1 -		54.759	2:22.730	54.98	13.551	15:27:42.743
2 -	1:20.603	53.552	2:14.155	58.49	4.976	15:29:56.898
3 -	1:19.399	53.830	2:13.229	58.90	4.050	15:32:10.127
4 -	1:16.941	52.623	2:09.564 (2)	60.57	0.385	15:34:19.691
5 -	1:15.755	53.424	2:09.179 (1)	60.75		15:36:28.870
6 -	1:18.584	52.984	2:11.568 (3)	59.65	2.389	15:38:40.438

P18 251 GPF		Stephen WIMBLE		Yamaha TZR250 - S.B.W Contractor		
IDEAL LAP TIME : 2:05.308		BEST LAP TIME : 2:05.978		DIFFERENCE : 0.670		
LAP	SECTOR 1	SECTOR 2	LAP TIME	MPH	DIFF	TIME OF DAY
1 -		52.347	3:04.959	42.43	58.981	15:28:24.972
2 -	1:14.425	52.333	2:06.758 (3)	61.91	0.780	15:30:31.730
3 -	1:14.248	52.537	2:06.785	61.90	0.807	15:32:38.515
4 -	1:13.777	52.201	2:05.978 (1)	62.29		15:34:44.493
5 -	1:13.107	53.610	2:06.717 (2)	61.93	0.739	15:36:51.210
6 -	1:14.130	52.707	2:06.837	61.87	0.859	15:38:58.047

P19 108		Ian KEEBLE		MZ ETC 250 -		
IDEAL LAP TIME : 1:57.545		BEST LAP TIME : 1:58.243		DIFFERENCE : 0.698		
LAP	SECTOR 1	SECTOR 2	LAP TIME	MPH	DIFF	TIME OF DAY
1 -		49.875	2:06.179	62.19	7.936	15:27:26.192
2 -	1:10.273	50.085	2:00.358 (3)	65.20	2.115	15:29:26.550
3 -	1:09.544	49.620	1:59.164 (2)	65.85	0.921	15:31:25.714
4 -	1:09.389	48.854	1:58.243 (1)	66.37		15:33:23.957

P20 94		Gordon RYAN		MZ ETZ 250 - Chilton Motors		
IDEAL LAP TIME : 2:12.726		BEST LAP TIME : 2:12.726		DIFFERENCE : 0.000		
LAP	SECTOR 1	SECTOR 2	LAP TIME	MPH	DIFF	TIME OF DAY
1 -		54.289	2:21.158 (3)	55.59	8.432	15:27:41.171
2 -	1:19.666	53.060	2:12.726 (1)	59.12		15:29:53.897
3 -	1:22.589	54.305	2:16.894 (2)	57.32	4.168	15:32:10.791

P21 18		Sam PEARSON		MZ ETZ 250 -		
IDEAL LAP TIME : 2:29.555		BEST LAP TIME : 2:37.032		DIFFERENCE : 7.477		
LAP	SECTOR 1	SECTOR 2	LAP TIME	MPH	DIFF	TIME OF DAY
1 -		1:01.925	2:37.032 (1)	49.97		15:27:57.045
2 -	1:27.630	1:11.165	2:38.795 (2)	49.42	1.762	15:30:35.840

Weather / Track : Cloudy / Dry

Cadwell Park
 Circuit Length = 2.1800 miles
 Start: 15:25 Flag 15:38 End: 15:40

BMCRC - MRO Championships 2021 - Rnd 3 @ Cadwell Park

Chilton Motors 250MZ & Blue Haze GPF

RACE 13 - BEST SECTORS

SECTOR 1			SECTOR 2			IDEAL / BEST COMPARISON						
POS	NO	NAME	TIME	NO	NAME	TIME	POS	NO	NAME	IDEAL	BEST	DIFF
									PERFECT LAP	1:46.615		
1	22	BALLERINI	1:01.947	22	BALLERINI	44.668	1	22	BALLERINI	1:46.615	1:46.733	0.118
2	110	HAIGH	1:04.554	95	ROGERS	45.505	2	85	WALES	1:50.436	1:50.685	0.249
3	85	WALES	1:04.856	85	WALES	45.580	3	95	ROGERS	1:50.593	1:50.815	0.222
4	75	WOODALL	1:04.934	110	HAIGH	46.269	4	110	HAIGH	1:50.823	1:50.823	0.000
5	95	ROGERS	1:05.088	75	WOODALL	46.273	5	75	WOODALL	1:51.207	1:51.240	0.033
6	32	ASHMEAD	1:05.242	32	ASHMEAD	46.400	6	32	ASHMEAD	1:51.642	1:51.992	0.350
7	96	KENT	1:05.291	96	KENT	46.716	7	96	KENT	1:52.007	1:52.319	0.312
8	69	MANN	1:06.614	71	HICKLING	46.818	8	71	HICKLING	1:53.435	1:53.837	0.402
9	71	HICKLING	1:06.617	69	MANN	47.464	9	69	MANN	1:54.078	1:54.445	0.367
10	199	FROST	1:08.644	108	KEEBLE	48.854	10	108	KEEBLE	1:57.545	1:58.243	0.698
11	108	KEEBLE	1:08.691	199	FROST	49.201	11	199	FROST	1:57.845	1:57.845	0.000
12	42	PEARSON	1:08.800	42	PEARSON	49.656	12	42	PEARSON	1:58.456	1:58.721	0.265
13	67	BAILEY	1:08.842	67	BAILEY	49.904	13	67	BAILEY	1:58.746	1:58.746	0.000
14	80	MAGRATH	1:10.273	80	MAGRATH	50.199	14	80	MAGRATH	2:00.472	2:00.514	0.042
15	56	TURNER	1:11.440	66	LEWIS	50.749	15	56	TURNER	2:02.258	2:03.119	0.861
16	66	LEWIS	1:11.547	56	TURNER	50.818	16	66	LEWIS	2:02.296	2:02.296	0.000
17	251	WIMBLE	1:13.107	251	WIMBLE	52.201	17	251	WIMBLE	2:05.308	2:05.978	0.670
18	566	WILBY	1:15.229	565	KERSHAW	52.623	18	566	WILBY	2:08.072	2:08.816	0.744
19	565	KERSHAW	1:15.755	566	WILBY	52.843	19	565	KERSHAW	2:08.378	2:09.179	0.801
20	94	RYAN	1:19.666	94	RYAN	53.060	20	94	RYAN	2:12.726	2:12.726	0.000
21	18	PEARSON	1:27.630	18	PEARSON	1:01.925	21	18	PEARSON	2:29.555	2:37.032	7.477
22												

Weather / Track : Cloudy / Dry

Results can be found at www.tsl-timing.com

Cadwell Park
Circuit Length = 2.1800 miles
Start: 15:25 Flag 15:38 End: 15:40

Printed - 15:42 Sunday, 27 June 2021

BMCRC - MRO Championships 2021 - Rnd 3 @ Cadwell Park

Chilton Motors 250MZ & Blue Haze GPF

RACE 13 - STATISTICS

Competitors Started	22
Planned Start	2021-06-27 @ 14:50:00.000
Actual Start	2021-06-27 @ 15:25:20.012
Finish Time	2021-06-27 @ 15:38:29.378
Track Length	2.1800mi.
Total Laps	133
Total Distance Covered	289.9424mi.

Session Fastest Lap History

NO	CL	NAME	LAP TIME	TIME OF DAY	LAP	VEHICLE
95		Christopher ROGERS	1:59.342	15:27:19.388	1	MZ ETZ 250
85		Andrew WALES	1:51.644	15:29:11.492	2	MZ ETZ 250
22	GPF	Rik BALLERINI	1:47.655	15:29:51.352	2	Suzuki RG570
22	GPF	Rik BALLERINI	1:46.733	15:31:38.092	3	Suzuki RG570

Session Leader History

NO	CL	NAME	FROM LAP	LAPS LED	DISTANCE	VEHICLE
95		Christopher ROGERS	1	1	2.18 miles	MZ ETZ 250
85		Andrew WALES	2	1	2.18 miles	MZ ETZ 250
95		Christopher ROGERS	3	1	2.18 miles	MZ ETZ 250
85		Andrew WALES	4	1	2.18 miles	MZ ETZ 250
95		Christopher ROGERS	5	3	6.54 miles	MZ ETZ 250

Flag History

TYPE	TIME OF DAY
GREEN	15:25:20.012
FINISH	15:38:29.378

Flag Statistics

TYPE	COUNT	TOTAL LAPS	TOTAL TIME
Green	1	7	15:17.848
Red	0	0	0.000
Safety Car	0	0	0.000
FCY	0	0	0.000

BMCRC - MRO Championships 2021 - Rnd 3 @ Cadwell Park

Chilton Motors 250MZ & Blue Haze GPF

RACE 13 - STATISTICS

CLASS :

14 Starters

Fastest Lap History

NO	NAME	LAP TIME	TIME OF DAY	LAP	VEHICLE
95	Christopher ROGERS	1:59.342	15:27:19.388	1	MZ ETZ 250
85	Andrew WALES	1:51.644	15:29:11.492	2	MZ ETZ 250
85	Andrew WALES	1:50.685	15:32:54.629	4	MZ ETZ 250

Leader History

NO	NAME	FROM LAP	LAPS LED	DISTANCE	VEHICLE
95	Christopher ROGERS	1	1	2.18 miles	MZ ETZ 250
85	Andrew WALES	2	1	2.18 miles	MZ ETZ 250
95	Christopher ROGERS	3	1	2.18 miles	MZ ETZ 250
85	Andrew WALES	4	1	2.18 miles	MZ ETZ 250
95	Christopher ROGERS	5	3	6.54 miles	MZ ETZ 250

Weather / Track : Cloudy / Dry

Results can be found at www.tsl-timing.com

Page 2 of 3

Cadwell Park
Circuit Length = 2.1800 miles
Start: 15:25 Flag 15:38 End: 15:40

Printed - 15:42 Sunday, 27 June 2021

BMCRC - MRO Championships 2021 - Rnd 3 @ Cadwell Park

Chilton Motors 250MZ & Blue Haze GPF

RACE 13 - STATISTICS

CLASS : GPF

8 Starters

Fastest Lap History

NO	NAME	LAP TIME	TIME OF DAY	LAP	VEHICLE
22	Rik BALLERINI	2:43.671	15:28:03.700	1	Suzuki RG570
22	Rik BALLERINI	1:47.655	15:29:51.352	2	Suzuki RG570
22	Rik BALLERINI	1:46.733	15:31:38.092	3	Suzuki RG570

Leader History

NO	NAME	FROM LAP	LAPS LED	DISTANCE	VEHICLE
22	Rik BALLERINI	1	7	15.26 miles	Suzuki RG570

BMCRC-MRO Championships 2021



EDiasia FORMULA 400 & BLUE HAZE GP

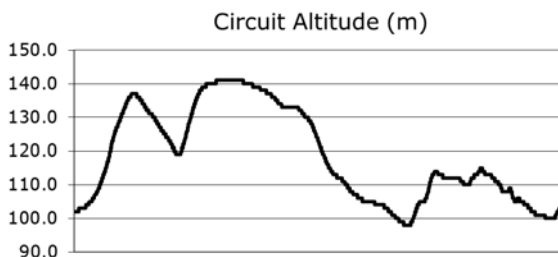
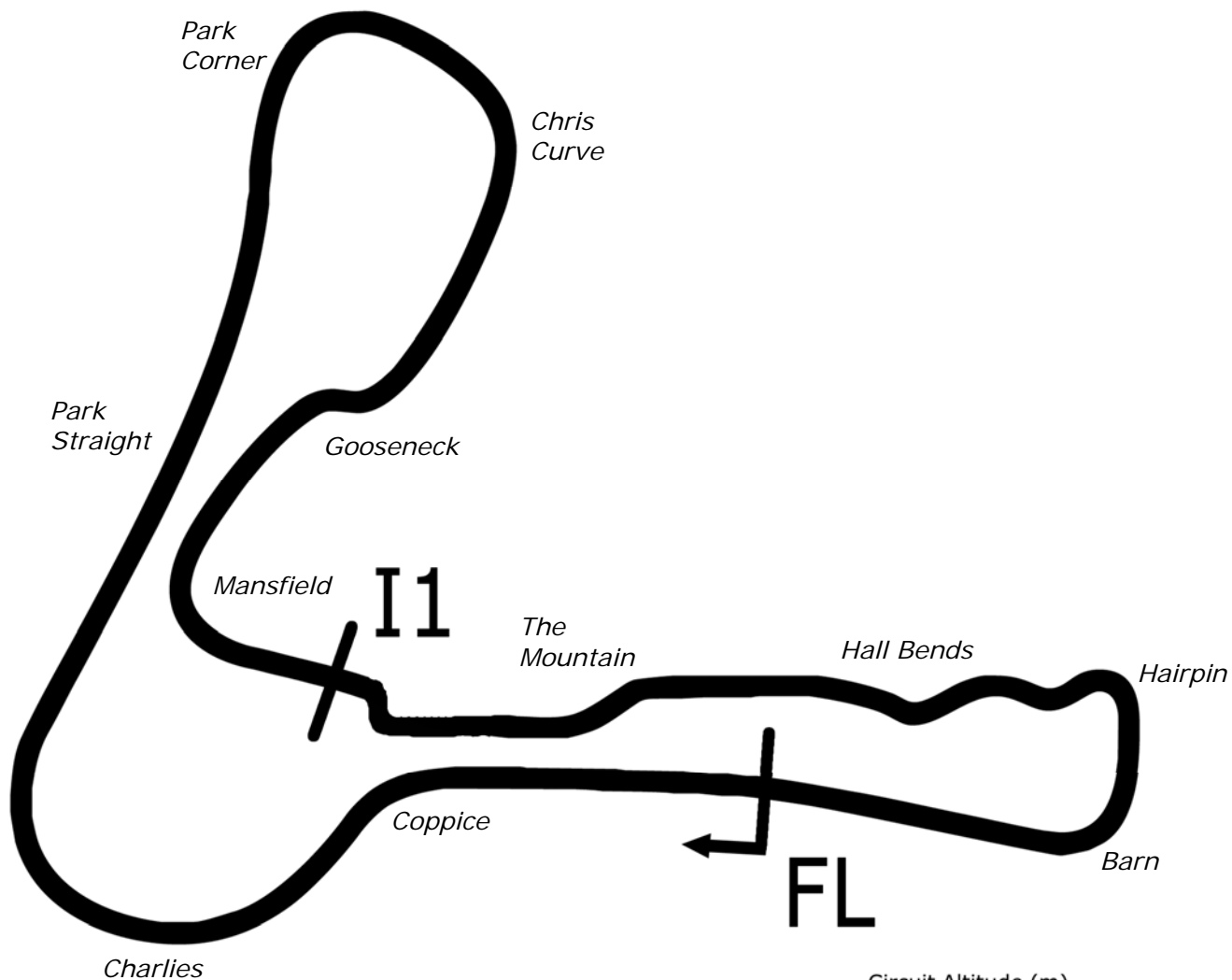
Cadwell Park

26th / 27th June 2021



Results Provided by Timing Solutions Ltd
www.tsl-timing.com

Cadwell Park



Length	2.1800 miles	3508.4 m
FL		53.31024 N 0.05940 W
I1	2330m	53.30708 N 0.06270 W
Pit Entry	3472m	53.31103 N 0.05889 W
Pit Exit	0m after FL	53.31030 N 0.05940 W
Pit Entry-Pit Exit 92m, 6.6s @50kph, 5.5s @60kph		

BMCRC - MRO Championships 2021 - Rnd 3 @ Cadwell Park

EDlasia Formula 400 & Blue Haze GP

QUALIFYING - CLASSIFICATION



POS	NO	CL	PIC NAME	ENTRY	TIME	ON	LAPS	GAP	DIFF	MPH
1	1	GP	1 Phil ATKINSON	Yamaha TZ350 - Rose mot centre	1:42.150	2	3			76.82
2	117	GP	2 Stuart HALL	Yamaha TZ250 -	1:42.370	7	7	0.220	0.220	76.66
3	51	GP	3 Kevin WHOLEY	Yamaha TZ 250 - Twistgrip Motorcycles	1:43.540	4	7	1.390	1.170	75.79
4	79	GP	4 Jason BURRILL	Yamaha TZ250 5KE -	1:44.525	4	7	2.375	0.985	75.08
5	41		1 Marcus TATCHELL	Honda VFR400 - Tatchell Motors	1:44.973	3	7	2.823	0.448	74.76
6	4		2 James SEATH	Kawasaki ZXR400 L9 - Ovenden Earthmoving	1:45.410	4	7	3.260	0.437	74.45
7	30	S	1 Alan COOPER	Yamaha TZR250 - twistgrip motorcycles	1:47.409	7	7	5.259	1.999	73.06
8	12	GP	5 Adrian MARTIN	Yamaha TZ250 - Strategic business development & sup	1:48.382	6	7	6.232	0.973	72.41
9	3	GP	6 Tom BARRETT	Honda RS250 - The Two Stroke Workshop	1:48.750	5	6	6.600	0.368	72.16
10	91		3 Kevin NEAL	Kawasaki ZXR400 -	1:49.173	7	7	7.023	0.423	71.88
11	85		4 James ROBINSON	Kawasaki ZXR400 - claire palastanga ceramics	1:49.276	5	7	7.126	0.103	71.81
12	22	GP	7 Rik BALLERINI	Yamaha TZ250 - SCLS LTD, GECKO RACING, CAME	1:49.712	3	3	7.562	0.436	71.53
13	351	S	2 Sam DIGBY-BAKER	Kawasaki ZXR400 -	1:50.522	6	6	8.372	0.810	71.00
14	38		5 Peter GIBSON	Honda VFR400 -	1:50.774	7	7	8.624	0.252	70.84
15	47		6 Allan CLARK	Kawasaki ZXR400 - A Clark & Sons Builders	1:51.081	6	7	8.931	0.307	70.65
16	132	GP	8 Paul WHITING	Yamaha TZ250T - John Whiting	1:51.547	4	4	9.397	0.466	70.35
17	222	S	3 Matthew EPPS	Kawasaki ZXR400 - M.E Vehicle Repairs	1:52.894	5	7	10.744	1.347	69.51
18	32	R	1 Conor MURRAY	Kawasaki NINJA300 -	1:54.499	7	7	12.349	1.605	68.54
19	21	GP	9 Stuart THURTL	Yamaha TZ250B 3YL - TeamTortoise Racing	1:55.734	5	6	13.584	1.235	67.81
20	75	R	2 Aaron LILLY	Yamaha R3 - AL Graphics	1:56.271	4	6	14.121	0.537	67.49
21	52		7 Mark NERLICH	Yamaha FZR -	1:56.996	6	6	14.846	0.725	67.07
22	92	GP	10 Jordan WAINWRIGHT	Yamaha TZ250T -	1:57.079	6	6	14.929	0.083	67.03
23	551	GP	11 Jack WORTH	Honda RS 125 - Ds racing	1:57.917	3	5	15.767	0.838	66.55
24	97	S	4 Nicholas TAIG	Honda VFR400 NC30 - RST, Bell Helmets UK	1:59.095	4	4	16.945	1.178	65.89
25	73	R	3 Colvin TURNER	Yamaha TZR250 -	1:59.907	5	6	17.757	0.812	65.45
26	27	S	5 Richard HAYWARD	Yamaha TZR - Hazel Motors/ Gforce	1:59.985	3	3	17.835	0.078	65.40
27	17	S	6 Dan MILES	Yamaha TZR250 -	2:02.675	4	5	20.525	2.690	63.97
28	147	GP	12 John HANNAFORD	Yamaha TZ350D -	2:02.932	5	5	20.782	0.257	63.84
29	174	GP	13 David BOWLER	Yamaha TZ 250 4DP -	2:03.836	5	6	21.686	0.904	63.37
30	88	GP	14 George PRINOS	Yamaha TZ250 - KAPPA PLANNING LTD	2:04.025	3	5	21.875	0.189	63.27
31	96		8 Giovanni BELIOSSI	Kawasaki NINJA300 - ASR Accident Storage Recovery	2:04.871	5	5	22.721	0.846	62.84

Weather / Track : Cloudy / Dry

These results are provisional until the conclusion of any judicial and technical matters.

Cadwell Park

Circuit Length = 2.1800 miles

Start: 08:58 Flag 09:11 End: 09:13

Clerk Of Course :	Stewards :	Timekeeper : Sarah Evans
-------------------	------------	--------------------------

Results can be found at www.tsl-timing.com

Printed - 09:14 Saturday, 26 June 2021



BMCRC - MRO Championships 2021 - Rnd 3 @ Cadwell Park

EDlasia Formula 400 & Blue Haze GP

QUALIFYING - SECTOR ANALYSIS



SECTOR 1 = FL to I1, SECTOR 2 = I1 to FL, DIFF = Difference To Personal Best Lap, P = Crossed Finish Line in Pit Lane, D = Time Disallowed

P1		1 GP		Phil ATKINSON		Yamaha TZ350 - Rose mot centre	
IDEAL LAP TIME : 1:42.053		BEST LAP TIME : 1:42.150		DIFFERENCE : 0.097			
LAP	SECTOR 1	SECTOR 2	LAP TIME	MPH	DIFF	TIME OF DAY	
1 -	1:01.423	42.933	1:44.356 (2)	75.20	2.206	09:00:55.812	
2 -	59.120	43.030	1:42.150 (1)	76.82		09:02:37.962	
3 -	1:01.339	43.858	1:45.197 (3)	74.60	3.047	09:04:23.159	

P2		117 GP		Stuart HALL		Yamaha TZ250 -	
IDEAL LAP TIME : 1:42.201		BEST LAP TIME : 1:42.370		DIFFERENCE : 0.169			
LAP	SECTOR 1	SECTOR 2	LAP TIME	MPH	DIFF	TIME OF DAY	
1 -	1:08.748	45.581	1:54.329	68.64	11.959	09:01:36.859	
2 -	1:00.826	44.366	1:45.192	74.60	2.822	09:03:22.051	
3 -	1:00.737	43.223	1:43.960 (3)	75.49	1.590	09:05:06.011	
4 -	1:01.587	45.613	1:47.200	73.20	4.830	09:06:53.211	
5 -	59.789	43.073	1:42.862 (2)	76.29	0.492	09:08:36.073	
6 -	1:03.020	45.667	1:48.687	72.20	6.317	09:10:24.760	
7 -	59.958	42.412	1:42.370 (1)	76.66		09:12:07.130	

P3		51 GP		Kevin WHOLEY		Yamaha TZ 250 - Twistgrip Motorcycles	
IDEAL LAP TIME : 1:43.540		BEST LAP TIME : 1:43.540		DIFFERENCE : 0.000			
LAP	SECTOR 1	SECTOR 2	LAP TIME	MPH	DIFF	TIME OF DAY	
1 -	1:07.237	46.316	1:53.553	69.11	10.013	09:01:12.539	
2 -	1:03.269	45.335	1:48.604	72.26	5.064	09:03:01.143	
3 -	1:01.729	43.752	1:45.481	74.40	1.941	09:04:46.624	
4 -	1:00.115	43.425	1:43.540 (1)	75.79		09:06:30.164	
5 -	1:01.320	43.551	1:44.871	74.83	1.331	09:08:15.035	
6 -	1:00.512	43.899	1:44.411 (2)	75.16	0.871	09:09:59.446	
7 -	1:00.339	44.072	1:44.411 (2)	75.16	0.871	09:11:43.857	

P4		79 GP		Jason BURRILL		Yamaha TZ250 5KE -	
IDEAL LAP TIME : 1:44.525		BEST LAP TIME : 1:44.525		DIFFERENCE : 0.000			
LAP	SECTOR 1	SECTOR 2	LAP TIME	MPH	DIFF	TIME OF DAY	
1 -	1:05.414	46.725	1:52.139	69.98	7.614	09:01:06.187	
2 -	1:01.484	44.817	1:46.301 (3)	73.82	1.776	09:02:52.488	
3 -	1:00.934	43.970	1:44.904 (2)	74.81	0.379	09:04:37.392	
4 -	1:00.691	43.834	1:44.525 (1)	75.08		09:06:21.917	
5 -	1:10.393	44.461	1:54.854	68.33	10.329	09:08:16.771	
6 -	1:02.408	47.692	1:50.100	71.28	5.575	09:10:06.871	
7 -	1:01.660	45.459	1:47.119	73.26	2.594	09:11:53.990	

P5		41		Marcus TATCHELL		Honda VFR400 - Tatchell Motors	
IDEAL LAP TIME : 1:44.973		BEST LAP TIME : 1:44.973		DIFFERENCE : 0.000			
LAP	SECTOR 1	SECTOR 2	LAP TIME	MPH	DIFF	TIME OF DAY	
1 -	1:07.717	46.095	1:53.812	68.95	8.839	09:01:12.842	
2 -	1:03.314	44.406	1:47.720	72.85	2.747	09:03:00.562	
3 -	1:01.068	43.905	1:44.973 (1)	74.76		09:04:45.535	
4 -	1:01.642	44.313	1:45.955 (2)	74.06	0.982	09:06:31.490	
5 -	1:03.361	44.165	1:47.526	72.98	2.553	09:08:19.016	
6 -	1:02.147	47.019	1:49.166	71.89	4.193	09:10:08.182	
7 -	1:01.499	45.614	1:47.113 (3)	73.26	2.140	09:11:55.295	

Weather / Track : Cloudy / Dry

Cadwell Park
Circuit Length = 2.1800 miles
Start: 08:58 Flag 09:11 End: 09:13

BMCRC - MRO Championships 2021 - Rnd 3 @ Cadwell Park

EDlasia Formula 400 & Blue Haze GP

QUALIFYING - SECTOR ANALYSIS



SECTOR 1 = FL to I1, SECTOR 2 = I1 to FL, DIFF = Difference To Personal Best Lap, P = Crossed Finish Line in Pit Lane, D = Time Disallowed

P6		4		James SEATH		Kawasaki ZXR400 L9 - Ovenden Earthmoving	
IDEAL LAP TIME : 1:45.410		BEST LAP TIME : 1:45.410		DIFFERENCE : 0.000			
LAP	SECTOR 1	SECTOR 2	LAP TIME	MPH	DIFF	TIME OF DAY	
1 -	1:05.135	48.756	1:53.891	68.90	8.481	09:01:08.974	
2 -	1:02.887	45.018	1:47.905 (3)	72.73	2.495	09:02:56.879	
3 -	1:01.463	44.934	1:46.397 (2)	73.76	0.987	09:04:43.276	
4 -	1:01.295	44.115	1:45.410 (1)	74.45		09:06:28.686	
5 -	1:05.119	44.495	1:49.614	71.59	4.204	09:08:18.300	
6 -	1:02.628	46.537	1:49.165	71.89	3.755	09:10:07.465	
7 -	1:03.941	45.274	1:49.215	71.85	3.805	09:11:56.680	

P7		30 S		Alan COOPER		Yamaha TZR250 - twistgrip motorcycles	
IDEAL LAP TIME : 1:47.409		BEST LAP TIME : 1:47.409		DIFFERENCE : 0.000			
LAP	SECTOR 1	SECTOR 2	LAP TIME	MPH	DIFF	TIME OF DAY	
1 -	1:18.972	49.276	2:08.248	61.19	20.839	09:01:30.998	
2 -	1:05.822	48.157	1:53.979	68.85	6.570	09:03:24.977	
3 -	1:05.114	47.744	1:52.858	69.53	5.449	09:05:17.835	
4 -	1:04.182	45.784	1:49.966	71.36	2.557	09:07:07.801	
5 -	1:03.191	45.312	1:48.503 (2)	72.33	1.094	09:08:56.304	
6 -	1:03.033	45.650	1:48.683 (3)	72.21	1.274	09:10:44.987	
7 -	1:02.241	45.168	1:47.409 (1)	73.06		09:12:32.396	

P8		12 GP		Adrian MARTIN		Yamaha TZ250 - Strategic business development & support ltd	
IDEAL LAP TIME : 1:48.208		BEST LAP TIME : 1:48.382		DIFFERENCE : 0.174			
LAP	SECTOR 1	SECTOR 2	LAP TIME	MPH	DIFF	TIME OF DAY	
1 -	1:10.562	49.099	1:59.661	65.58	11.279	09:01:18.492	
2 -	1:08.834	48.623	1:57.457	66.81	9.075	09:03:15.949	
3 -	1:07.654	47.425	1:55.079 (3)	68.19	6.697	09:05:11.028	
4 -	1:04.308	IN PIT	2:20.301 P	55.93	31.919	09:07:31.329	
5 -	OUTLAP	45.925	1:53.838	68.94	5.456	09:09:25.167	
6 -	1:02.978	45.404	1:48.382 (1)	72.41		09:11:13.549	
7 -	1:03.219	45.230	1:48.449 (2)	72.36	0.067	09:13:01.998	

P9		3 GP		Tom BARRETT		Honda RS250 - The Two Stroke Workshop	
IDEAL LAP TIME : 1:48.417		BEST LAP TIME : 1:48.750		DIFFERENCE : 0.333			
LAP	SECTOR 1	SECTOR 2	LAP TIME	MPH	DIFF	TIME OF DAY	
1 -	1:14.936	52.251	2:07.187	61.70	18.437	09:03:16.733	
2 -	1:12.039	50.311	2:02.350	64.14	13.600	09:05:19.083	
3 -	1:04.559	48.181	1:52.740	69.61	3.990	09:07:11.823	
4 -	1:02.800	46.497	1:49.297 (2)	71.80	0.547	09:09:01.120	
5 -	1:02.467	46.283	1:48.750 (1)	72.16		09:10:49.870	
6 -	1:02.134	47.323	1:49.457 (3)	71.70	0.707	09:12:39.327	

P10		91		Kevin NEAL		Kawasaki ZXR400 -	
IDEAL LAP TIME : 1:49.173		BEST LAP TIME : 1:49.173		DIFFERENCE : 0.000			
LAP	SECTOR 1	SECTOR 2	LAP TIME	MPH	DIFF	TIME OF DAY	
1 -	1:14.781	48.552	2:03.333	63.63	14.160	09:01:41.547	
2 -	1:06.755	49.505	1:56.260	67.50	7.087	09:03:37.807	
3 -	1:08.531	46.966	1:55.497	67.95	6.324	09:05:33.304	
4 -	1:07.574	46.996	1:54.570	68.50	5.397	09:07:27.874	
5 -	1:06.053	46.369	1:52.422 (3)	69.80	3.249	09:09:20.296	
6 -	1:05.283	45.891	1:51.174 (2)	70.59	2.001	09:11:11.470	
7 -	1:04.140	45.033	1:49.173 (1)	71.88		09:13:00.643	

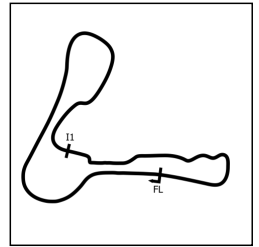
Weather / Track : Cloudy / Dry

Cadwell Park
Circuit Length = 2.1800 miles
Start: 08:58 Flag 09:11 End: 09:13

BMCR - MRO Championships 2021 - Rnd 3 @ Cadwell Park

EDlasia Formula 400 & Blue Haze GP

QUALIFYING - SECTOR ANALYSIS



SECTOR 1 = FL to I1, SECTOR 2 = I1 to FL, DIFF = Difference To Personal Best Lap, P = Crossed Finish Line in Pit Lane, D = Time Disallowed

P11 85		James ROBINSON		Kawasaki ZXR400 - claire palastanga ceramics			
IDEAL LAP TIME : 1:49.267		BEST LAP TIME : 1:49.276		DIFFERENCE : 0.009			
LAP	SECTOR 1	SECTOR 2	LAP TIME	MPH	DIFF	TIME OF DAY	
1 -	1:08.753	47.788	1:56.541	67.34	7.265	09:01:29.543	
2 -	1:04.383	46.782	1:51.165	70.59	1.889	09:03:20.708	
3 -	1:03.429	47.179	1:50.608	70.95	1.332	09:05:11.316	
4 -	1:04.271	46.916	1:51.187	70.58	1.911	09:07:02.503	
5 -	1:03.162	46.114	1:49.276 (1)	71.81		09:08:51.779	
6 -	1:03.590	46.537	1:50.127 (2)	71.26	0.851	09:10:41.906	
7 -	1:04.058	46.105	1:50.163 (3)	71.24	0.887	09:12:32.069	

P12 22 GP		Rik BALLERINI		Yamaha TZ250 - SCLS LTD, GECKO RACING, CAMBRIDGE M			
IDEAL LAP TIME : 1:49.712		BEST LAP TIME : 1:49.712		DIFFERENCE : 0.000			
LAP	SECTOR 1	SECTOR 2	LAP TIME	MPH	DIFF	TIME OF DAY	
1 -	1:09.270	48.871	1:58.141 (3)	66.42	8.429	09:09:33.668	
2 -	1:05.072	47.280	1:52.352 (2)	69.85	2.640	09:11:26.020	
3 -	1:02.947	46.765	1:49.712 (1)	71.53		09:13:15.732	

P13 351 S		Sam DIGBY-BAKER		Kawasaki ZXR400 -			
IDEAL LAP TIME : 1:50.522		BEST LAP TIME : 1:50.522		DIFFERENCE : 0.000			
LAP	SECTOR 1	SECTOR 2	LAP TIME	MPH	DIFF	TIME OF DAY	
1 -	1:09.920	51.222	2:01.142	64.78	10.620	09:01:36.682	
2 -	1:05.864	47.289	1:53.153	69.35	2.631	09:03:29.835	
3 -	1:08.484	48.088	1:56.572	67.32	6.050	09:05:26.407	
4 -	1:05.010	46.962	1:51.972 (3)	70.08	1.450	09:07:18.379	
5 -	1:04.818	46.406	1:51.224 (2)	70.56	0.702	09:09:09.603	
6 -	1:04.230	46.292	1:50.522 (1)	71.00		09:11:00.125	

P14 38		Peter GIBSON		Honda VFR400 -			
IDEAL LAP TIME : 1:50.774		BEST LAP TIME : 1:50.774		DIFFERENCE : 0.000			
LAP	SECTOR 1	SECTOR 2	LAP TIME	MPH	DIFF	TIME OF DAY	
1 -	1:10.113	48.796	1:58.909	66.00	8.135	09:01:16.526	
2 -	1:06.137	47.282	1:53.419	69.19	2.645	09:03:09.945	
3 -	1:05.147	47.206	1:52.353	69.85	1.579	09:05:02.298	
4 -	1:04.611	47.034	1:51.645	70.29	0.871	09:06:53.943	
5 -	1:04.336	46.736	1:51.072 (2)	70.65	0.298	09:08:45.015	
6 -	1:04.425	46.760	1:51.185 (3)	70.58	0.411	09:10:36.200	
7 -	1:04.140	46.634	1:50.774 (1)	70.84		09:12:26.974	

P15 47		Allan CLARK		Kawasaki ZXR400 - A Clark & Sons Builders			
IDEAL LAP TIME : 1:50.309		BEST LAP TIME : 1:51.081		DIFFERENCE : 0.772			
LAP	SECTOR 1	SECTOR 2	LAP TIME	MPH	DIFF	TIME OF DAY	
1 -	1:17.674	51.569	2:09.243	60.72	18.162	09:01:45.269	
2 -	1:05.994	49.171	1:55.165	68.14	4.084	09:03:40.434	
3 -	1:06.345	47.846	1:54.191	68.72	3.110	09:05:34.625	
4 -	1:06.765	47.158	1:53.923	68.88	2.842	09:07:28.548	
5 -	1:05.880	46.858	1:52.738 (3)	69.61	1.657	09:09:21.286	
6 -	1:04.773	46.308	1:51.081 (1)	70.65		09:11:12.367	
7 -	1:04.001	47.975	1:51.976 (2)	70.08	0.895	09:13:04.343	

P16 132 GP		Paul WHITING		Yamaha TZ250T - John Whiting			
IDEAL LAP TIME : 1:51.388		BEST LAP TIME : 1:51.547		DIFFERENCE : 0.159			
LAP	SECTOR 1	SECTOR 2	LAP TIME	MPH	DIFF	TIME OF DAY	
1 -	2:24.356	49.318	3:13.674	40.52	1:22.127	09:06:07.362	
2 -	1:06.980	48.145	1:55.125 (3)	68.16	3.578	09:08:02.487	
3 -	1:04.813	47.812	1:52.625 (2)	69.68	1.078	09:09:55.112	
4 -	1:04.972	46.575	1:51.547 (1)	70.35		09:11:46.659	

Weather / Track : Cloudy / Dry

Cadwell Park
Circuit Length = 2.1800 miles
Start: 08:58 Flag 09:11 End: 09:13

BMCRC - MRO Championships 2021 - Rnd 3 @ Cadwell Park

EDlasia Formula 400 & Blue Haze GP

QUALIFYING - SECTOR ANALYSIS



SECTOR 1 = FL to I1, SECTOR 2 = I1 to FL, DIFF = Difference To Personal Best Lap, P = Crossed Finish Line in Pit Lane, D = Time Disallowed

P17 222 S		Matthew EPPS		Kawasaki ZXR400 - M.E Vehicle Repairs			
IDEAL LAP TIME : 1:52.374		BEST LAP TIME : 1:52.894		DIFFERENCE : 0.520			
LAP	SECTOR 1	SECTOR 2	LAP TIME	MPH	DIFF	TIME OF DAY	
1 -	1:10.930	50.378	2:01.308	64.69	8.414	09:01:37.011	
2 -	1:06.582	47.890	1:54.472	68.55	1.578	09:03:31.483	
3 -	1:07.342	48.311	1:55.653	67.85	2.759	09:05:27.136	
4 -	1:05.539	47.433	1:52.972 (2)	69.46	0.078	09:07:20.108	
5 -	1:05.041	47.853	1:52.894 (1)	69.51		09:09:13.002	
6 -	1:05.840	47.696	1:53.536	69.12	0.642	09:11:06.538	
7 -	1:06.161	47.333	1:53.494 (3)	69.14	0.600	09:13:00.032	

P18 32 R		Conor MURRAY		Kawasaki NINJA300 -			
IDEAL LAP TIME : 1:54.499		BEST LAP TIME : 1:54.499		DIFFERENCE : 0.000			
LAP	SECTOR 1	SECTOR 2	LAP TIME	MPH	DIFF	TIME OF DAY	
1 -	1:15.527	50.182	2:05.709	62.43	11.210	09:01:41.462	
2 -	1:09.565	49.632	1:59.197	65.84	4.698	09:03:40.659	
3 -	1:09.135	50.037	1:59.172	65.85	4.673	09:05:39.831	
4 -	1:08.633	49.838	1:58.471	66.24	3.972	09:07:38.302	
5 -	1:08.103	48.808	1:56.911 (3)	67.12	2.412	09:09:35.213	
6 -	1:06.860	48.156	1:55.016 (2)	68.23	0.517	09:11:30.229	
7 -	1:06.451	48.048	1:54.499 (1)	68.54		09:13:24.728	

P19 21 GP		Stuart THURTLÉ		Yamaha TZ250B 3YL - TeamTortoise Racing			
IDEAL LAP TIME : 1:53.816		BEST LAP TIME : 1:55.734		DIFFERENCE : 1.918			
LAP	SECTOR 1	SECTOR 2	LAP TIME	MPH	DIFF	TIME OF DAY	
1 -	1:25.456	55.170	2:20.626	55.80	24.892	09:02:13.486	
2 -	1:13.273	49.894	2:03.167	63.71	7.433	09:04:16.653	
3 -	1:08.057	49.092	1:57.149 (3)	66.99	1.415	09:06:13.802	
4 -	1:09.141	50.013	1:59.154	65.86	3.420	09:08:12.956	
5 -	1:05.408	50.326	1:55.734 (1)	67.81		09:10:08.690	
6 -	1:07.558	48.408	1:55.966 (2)	67.67	0.232	09:12:04.656	

P20 75 R		Aaron LILLY		Yamaha R3 - AL Graphics			
IDEAL LAP TIME : 1:56.219		BEST LAP TIME : 1:56.271		DIFFERENCE : 0.052			
LAP	SECTOR 1	SECTOR 2	LAP TIME	MPH	DIFF	TIME OF DAY	
1 -	1:13.740	54.577	2:08.317	61.16	12.046	09:01:51.957	
2 -	1:13.788	52.144	2:05.932	62.31	9.661	09:03:57.889	
3 -	1:10.044	49.924	1:59.968	65.41	3.697	09:05:57.857	
4 -	1:08.317	47.954	1:56.271 (1)	67.49		09:07:54.128	
5 -	1:08.904	48.027	1:56.931 (2)	67.11	0.660	09:09:51.059	
6 -	1:09.548	47.902	1:57.450 (3)	66.82	1.179	09:11:48.509	

P21 52		Mark NERLICH		Yamaha FZR -			
IDEAL LAP TIME : 1:56.996		BEST LAP TIME : 1:56.996		DIFFERENCE : 0.000			
LAP	SECTOR 1	SECTOR 2	LAP TIME	MPH	DIFF	TIME OF DAY	
1 -	1:16.381	51.698	2:08.079	61.27	11.083	09:01:59.505	
2 -	1:11.786	50.783	2:02.569	64.02	5.573	09:04:02.074	
3 -	1:11.867	52.373	2:04.240	63.16	7.244	09:06:06.314	
4 -	1:10.875	50.925	2:01.800 (3)	64.43	4.804	09:08:08.114	
5 -	1:09.309	50.294	1:59.603 (2)	65.61	2.607	09:10:07.717	
6 -	1:07.968	49.028	1:56.996 (1)	67.07		09:12:04.713	

Weather / Track : Cloudy / Dry

Cadwell Park
Circuit Length = 2.1800 miles
Start: 08:58 Flag 09:11 End: 09:13

BMCRG - MRO Championships 2021 - Rnd 3 @ Cadwell Park

EDlasia Formula 400 & Blue Haze GP

QUALIFYING - SECTOR ANALYSIS



SECTOR 1 = FL to I1, SECTOR 2 = I1 to FL, DIFF = Difference To Personal Best Lap, P = Crossed Finish Line in Pit Lane, D = Time Disallowed

P22 92 GP		Jordan WAINWRIGHT		Yamaha TZ250T -			
IDEAL LAP TIME : 1:57.079		BEST LAP TIME : 1:57.079		DIFFERENCE : 0.000			
LAP	SECTOR 1	SECTOR 2	LAP TIME	MPH	DIFF	TIME OF DAY	
1 -	1:22.053	55.369	2:17.422	57.10	20.343	09:01:52.763	
2 -	1:14.754	54.271	2:09.025	60.82	11.946	09:04:01.788	
3 -	1:11.973	52.241	2:04.214	63.18	7.135	09:06:06.002	
4 -	1:11.047	50.504	2:01.551 (3)	64.56	4.472	09:08:07.553	
5 -	1:09.075	50.455	1:59.530 (2)	65.65	2.451	09:10:07.083	
6 -	1:07.913	49.166	1:57.079 (1)	67.03		09:12:04.162	

P23 551 GP		Jack WORTH		Honda RS 125 - Ds racing			
IDEAL LAP TIME : 1:53.297		BEST LAP TIME : 1:57.917		DIFFERENCE : 4.620			
LAP	SECTOR 1	SECTOR 2	LAP TIME	MPH	DIFF	TIME OF DAY	
1 -	1:22.456	IN PIT	3:12.433 P	40.78	1:14.516	09:03:02.254	
2 -	OUTLAP	49.847	2:11.758	59.56	13.841	09:05:14.012	
3 -	1:08.769	49.148	1:57.917 (1)	66.55		09:07:11.929	
4 -	1:06.599	IN PIT	2:45.721 P	47.35	47.804	09:09:57.650	
5 -	OUTLAP	46.698	1:57.197	66.96		09:11:54.847	

P24 97 S		Nicholas TAIG		Honda VFR400 NC30 - RST, Bell Helmets UK			
IDEAL LAP TIME : 1:59.095		BEST LAP TIME : 1:59.095		DIFFERENCE : 0.000			
LAP	SECTOR 1	SECTOR 2	LAP TIME	MPH	DIFF	TIME OF DAY	
1 -	1:11.253	51.887	2:03.140	63.73	4.045	09:01:36.885	
2 -	1:10.168	51.092	2:01.260 (2)	64.72	2.165	09:03:38.145	
3 -	1:12.081	50.508	2:02.589 (3)	64.01	3.494	09:05:40.734	
4 -	1:08.916	50.179	1:59.095 (1)	65.89		09:07:39.829	

P25 73 R		Colvin TURNER		Yamaha TZR250 -			
IDEAL LAP TIME : 1:59.907		BEST LAP TIME : 1:59.907		DIFFERENCE : 0.000			
LAP	SECTOR 1	SECTOR 2	LAP TIME	MPH	DIFF	TIME OF DAY	
1 -	1:13.329	52.204	2:05.533	62.51	5.626	09:01:24.460	
2 -	1:13.120	51.959	2:05.079 (3)	62.74	5.172	09:03:29.539	
3 -	1:13.134	52.576	2:05.710	62.42	5.803	09:05:35.249	
4 -	1:11.905	51.707	2:03.612 (2)	63.48	3.705	09:07:38.861	
5 -	1:09.265	50.642	1:59.907 (1)	65.45		09:09:38.768	
6 -	1:12.683	53.197	2:05.880	62.34	5.973	09:11:44.648	

P26 27 S		Richard HAYWARD		Yamaha TZR - Hazel Motors/ Gforce			
IDEAL LAP TIME : 1:58.911		BEST LAP TIME : 1:59.985		DIFFERENCE : 1.074			
LAP	SECTOR 1	SECTOR 2	LAP TIME	MPH	DIFF	TIME OF DAY	
1 -	1:21.972	55.420	2:17.392 (3)	57.12	17.407	09:01:53.339	
2 -	1:13.171	51.877	2:05.048 (2)	62.76	5.063	09:03:58.387	
3 -	1:11.318	48.667	1:59.985 (1)	65.40		09:05:58.372	

P27 17 S		Dan MILES		Yamaha TZR250 -			
IDEAL LAP TIME : 2:02.192		BEST LAP TIME : 2:02.675		DIFFERENCE : 0.483			
LAP	SECTOR 1	SECTOR 2	LAP TIME	MPH	DIFF	TIME OF DAY	
1 -	1:19.564	55.188	2:14.752	58.24	12.077	09:01:51.811	
2 -	1:14.107	55.818	2:09.925	60.40	7.250	09:04:01.736	
3 -	1:12.793	53.228	2:06.021 (3)	62.27	3.346	09:06:07.757	
4 -	1:11.026	51.649	2:02.675 (1)	63.97		09:08:10.432	
5 -	1:10.543	52.639	2:03.182 (2)	63.71	0.507	09:10:13.614	

Weather / Track : Cloudy / Dry

Cadwell Park
Circuit Length = 2.1800 miles
Start: 08:58 Flag 09:11 End: 09:13

BMCRC - MRO Championships 2021 - Rnd 3 @ Cadwell Park

EDlasia Formula 400 & Blue Haze GP

QUALIFYING - SECTOR ANALYSIS



SECTOR 1 = FL to I1, SECTOR 2 = I1 to FL, DIFF = Difference To Personal Best Lap, P = Crossed Finish Line in Pit Lane, D = Time Disallowed

P28 147 GP		John HANNAFORD		Yamaha TZ350D -			
IDEAL LAP TIME : 2:02.809		BEST LAP TIME : 2:02.932		DIFFERENCE : 0.123			
LAP	SECTOR 1	SECTOR 2	LAP TIME	MPH	DIFF	TIME OF DAY	
1 -	1:15.272	53.367	2:08.639	61.00	5.707	09:02:38.621	
2 -	1:12.852	51.702	2:04.554 (3)	63.00	1.622	09:04:43.175	
3 -	1:12.131	51.303	2:03.434 (2)	63.58	0.502	09:06:46.609	
4 -	1:13.476	51.642	2:05.118	62.72	2.186	09:08:51.727	
5 -	1:12.230	50.702	2:02.932 (1)	63.84		09:10:54.659	

P29 174 GP		David BOWLER		Yamaha TZ 250 4DP -			
IDEAL LAP TIME : 2:03.248		BEST LAP TIME : 2:03.836		DIFFERENCE : 0.588			
LAP	SECTOR 1	SECTOR 2	LAP TIME	MPH	DIFF	TIME OF DAY	
1 -	1:19.548	56.875	2:16.423	57.52	12.587	09:01:50.017	
2 -	1:15.451	56.455	2:11.906	59.49	8.070	09:04:01.923	
3 -	1:14.075	55.068	2:09.143	60.77	5.307	09:06:11.066	
4 -	1:11.471	54.120	2:05.591 (3)	62.48	1.755	09:08:16.657	
5 -	1:10.563	53.273	2:03.836 (1)	63.37		09:10:20.493	
6 -	1:09.975	54.901	2:04.876 (2)	62.84	1.040	09:12:25.369	

P30 88 GP		George PRINOS		Yamaha TZ250 - KAPPA PLANNING LTD			
IDEAL LAP TIME :		BEST LAP TIME : 2:04.025		DIFFERENCE :			
LAP	SECTOR 1	SECTOR 2	LAP TIME	MPH	DIFF	TIME OF DAY	
1 -			2:13.765	58.67	9.740	09:03:24.795	
2 -			2:07.730	61.44	3.705	09:05:32.525	
3 -			2:04.025 (1)	63.27		09:07:36.550	
4 -			2:04.642 (2)	62.96	0.617	09:09:41.192	
5 -			2:04.761 (3)	62.90	0.736	09:11:45.953	

P31 96		Giovanni BELIOSSI		Kawasaki NINJA300 - ASR Accident Storage Recovery			
IDEAL LAP TIME : 2:04.871		BEST LAP TIME : 2:04.871		DIFFERENCE : 0.000			
LAP	SECTOR 1	SECTOR 2	LAP TIME	MPH	DIFF	TIME OF DAY	
1 -	1:15.676	52.695	2:08.371	61.13	3.500	09:04:14.234	
2 -	1:14.069	52.467	2:06.536 (2)	62.02	1.665	09:06:20.770	
3 -	1:15.137	51.961	2:07.098	61.74	2.227	09:08:27.868	
4 -	1:15.009	52.003	2:07.012 (3)	61.78	2.141	09:10:34.880	
5 -	1:13.530	51.341	2:04.871 (1)	62.84		09:12:39.751	

BMCRC - MRO Championships 2021 - Rnd 3 @ Cadwell Park

EDlasia Formula 400 & Blue Haze GP

QUALIFYING - BEST SECTORS

SECTOR 1			SECTOR 2			IDEAL / BEST COMPARISON						
POS	NO	NAME	TIME	NO	NAME	TIME	POS	NO	NAME	IDEAL	BEST	DIFF
									PERFECT LAP	1:41.532		
1	1	ATKINSON	59.120	117	HALL	42.412	1	1	ATKINSON	1:42.053	1:42.150	0.097
2	117	HALL	59.789	1	ATKINSON	42.933	2	117	HALL	1:42.201	1:42.370	0.169
3	51	WHOLEY	1:00.115	51	WHOLEY	43.425	3	51	WHOLEY	1:43.540	1:43.540	0.000
4	79	BURRILL	1:00.691	79	BURRILL	43.834	4	79	BURRILL	1:44.525	1:44.525	0.000
5	41	TATCHELL	1:01.068	41	TATCHELL	43.905	5	41	TATCHELL	1:44.973	1:44.973	0.000
6	4	SEATH	1:01.295	4	SEATH	44.115	6	4	SEATH	1:45.410	1:45.410	0.000
7	3	BARRETT	1:02.134	91	NEAL	45.033	7	30	COOPER	1:47.409	1:47.409	0.000
8	30	COOPER	1:02.241	30	COOPER	45.168	8	12	MARTIN	1:48.208	1:48.382	0.174
9	22	BALLERINI	1:02.947	12	MARTIN	45.230	9	3	BARRETT	1:48.417	1:48.750	0.333
10	12	MARTIN	1:02.978	85	ROBINSON	46.105	10	91	NEAL	1:49.173	1:49.173	0.000
11	85	ROBINSON	1:03.162	3	BARRETT	46.283	11	85	ROBINSON	1:49.267	1:49.276	0.009
12	47	CLARK	1:04.001	351	DIGBY-BAKER	46.292	12	22	BALLERINI	1:49.712	1:49.712	0.000
13	91	NEAL	1:04.140	47	CLARK	46.308	13	47	CLARK	1:50.309	1:51.081	0.772
14	38	GIBSON	1:04.140	132	WHITING	46.575	14	351	DIGBY-BAKER	1:50.522	1:50.522	0.000
15	351	DIGBY-BAKER	1:04.230	38	GIBSON	46.634	15	38	GIBSON	1:50.774	1:50.774	0.000
16	132	WHITING	1:04.813	551	WORTH	46.698	16	132	WHITING	1:51.388	1:51.547	0.159
17	222	EPPS	1:05.041	22	BALLERINI	46.765	17	222	EPPS	1:52.374	1:52.894	0.520
18	21	THURTL	1:05.408	222	EPPS	47.333	18	551	WORTH	1:53.297	1:57.917	4.620
19	32	MURRAY	1:06.451	75	LILLY	47.902	19	21	THURTL	1:53.816	1:55.734	1.918
20	551	WORTH	1:06.599	32	MURRAY	48.048	20	32	MURRAY	1:54.499	1:54.499	0.000
21	92	WAINWRIGHT	1:07.913	21	THURTL	48.408	21	75	LILLY	1:56.219	1:56.271	0.052
22	52	NERLICH	1:07.968	27	HAYWARD	48.667	22	52	NERLICH	1:56.996	1:56.996	0.000
23	75	LILLY	1:08.317	52	NERLICH	49.028	23	92	WAINWRIGHT	1:57.079	1:57.079	0.000
24	97	TAIG	1:08.916	92	WAINWRIGHT	49.166	24	27	HAYWARD	1:58.911	1:59.985	1.074
25	73	TURNER	1:09.265	97	TAIG	50.179	25	97	TAIG	1:59.095	1:59.095	0.000
26	174	BOWLER	1:09.975	73	TURNER	50.642	26	73	TURNER	1:59.907	1:59.907	0.000
27	27	HAYWARD	1:10.244	147	HANNAFORD	50.702	27	17	MILES	2:02.192	2:02.675	0.483
28	17	MILES	1:10.543	96	BELIOSSI	51.341	28	147	HANNAFORD	2:02.809	2:02.932	0.123
29	147	HANNAFORD	1:12.107	17	MILES	51.649	29	174	BOWLER	2:03.248	2:03.836	0.588
30	96	BELIOSSI	1:13.530	174	BOWLER	53.273	30	96	BELIOSSI	2:04.871	2:04.871	0.000
31							31	88	PRINOS		2:04.025	

Weather / Track : Cloudy / Dry

Results can be found at www.tsl-timing.com

Cadwell Park

Circuit Length = 2.1800 miles

Start: 08:58 Flag 09:11 End: 09:13

Printed - 09:15 Saturday, 26 June 2021

BMCRC - MRO Championships 2021 - Rnd 3 @ Cadwell Park

EDlasia Formula 400 & Blue Haze GP

QUALIFYING - STATISTICS

Competitors Started 31
Planned Start 2021-06-26 @ 09:00:00.000
Actual Start 2021-06-26 @ 08:58:36.333
Finish Time 2021-06-26 @ 09:11:34.281
Track Length 2.1800mi.
Total Laps 181
Total Distance Covered 394.5833mi.

Session Fastest Lap History

NO	CL	NAME	LAP TIME	TIME OF DAY	LAP	VEHICLE
1	GP	Phil ATKINSON	1:44.356	09:00:55.821	1	Yamaha TZ350
1	GP	Phil ATKINSON	1:42.150	09:02:37.972	2	Yamaha TZ350

Flag History

TYPE	TIME OF DAY
GREEN	08:58:36.333
FINISH	09:11:34.281

Flag Statistics

TYPE	COUNT	TOTAL LAPS	TOTAL TIME
Green	1	7	15:03.925
Red	0	0	0.000
Safety Car	0	0	0.000
FCY	0	0	0.000

BMCRC - MRO Championships 2021 - Rnd 3 @ Cadwell Park

EDlasia Formula 400 & Blue Haze GP

QUALIFYING - STATISTICS

CLASS :

8 Starters

Fastest Lap History

NO	NAME	LAP TIME	TIME OF DAY	LAP	VEHICLE
4	James SEATH	1:53.891	09:01:09.005	1	Kawasaki ZXR400 L9
41	Marcus TATCHELL	1:53.812	09:01:12.853	1	Honda VFR400
4	James SEATH	1:47.905	09:02:56.908	2	Kawasaki ZXR400 L9
41	Marcus TATCHELL	1:47.720	09:03:00.573	2	Honda VFR400
4	James SEATH	1:46.397	09:04:43.276	3	Kawasaki ZXR400 L9
41	Marcus TATCHELL	1:44.973	09:04:45.546	3	Honda VFR400

Weather / Track : Cloudy / Dry

Results can be found at www.tsl-timing.com

Page 2 of 5

Cadwell Park
Circuit Length = 2.1800 miles
Start: 08:58 Flag 09:11 End: 09:13

Printed - 09:15 Saturday, 26 June 2021

BMCRC - MRO Championships 2021 - Rnd 3 @ Cadwell Park

EDlasia Formula 400 & Blue Haze GP

QUALIFYING - STATISTICS

CLASS : R

3 Starters

Fastest Lap History

NO	NAME	LAP TIME	TIME OF DAY	LAP	VEHICLE
73	Colvin TURNER	2:05.533	09:01:24.495	1	Yamaha TZR250
73	Colvin TURNER	2:05.079	09:03:29.575	2	Yamaha TZR250
32	Conor MURRAY	1:59.197	09:03:40.676	2	Kawasaki NINJA300
32	Conor MURRAY	1:59.172	09:05:39.848	3	Kawasaki NINJA300
32	Conor MURRAY	1:58.471	09:07:38.318	4	Kawasaki NINJA300
75	Aaron LILLY	1:56.271	09:07:54.169	4	Yamaha R3
32	Conor MURRAY	1:55.016	09:11:30.245	6	Kawasaki NINJA300
32	Conor MURRAY	1:54.499	09:13:24.745	7	Kawasaki NINJA300

Weather / Track : Cloudy / Dry

Results can be found at www.tsl-timing.com

Page 3 of 5

Cadwell Park
Circuit Length = 2.1800 miles
Start: 08:58 Flag 09:11 End: 09:13

Printed - 09:15 Saturday, 26 June 2021

BMCRC - MRO Championships 2021 - Rnd 3 @ Cadwell Park

EDlasia Formula 400 & Blue Haze GP

QUALIFYING - STATISTICS

CLASS : S

6 Starters

Fastest Lap History

NO	NAME	LAP TIME	TIME OF DAY	LAP	VEHICLE
30	Alan COOPER	2:08.248	09:01:31.027	1	Yamaha TZR250
351	Sam DIGBY-BAKER	2:01.142	09:01:36.714	1	Kawasaki ZXR400
30	Alan COOPER	1:53.979	09:03:25.007	2	Yamaha TZR250
351	Sam DIGBY-BAKER	1:53.153	09:03:29.865	2	Kawasaki ZXR400
30	Alan COOPER	1:52.858	09:05:17.864	3	Yamaha TZR250
30	Alan COOPER	1:49.966	09:07:07.829	4	Yamaha TZR250
30	Alan COOPER	1:48.503	09:08:56.332	5	Yamaha TZR250
30	Alan COOPER	1:47.409	09:12:32.424	7	Yamaha TZR250

Weather / Track : Cloudy / Dry

Cadwell Park
Circuit Length = 2.1800 miles
Start: 08:58 Flag 09:11 End: 09:13

BMCRC - MRO Championships 2021 - Rnd 3 @ Cadwell Park

EDlasia Formula 400 & Blue Haze GP

QUALIFYING - STATISTICS

CLASS : GP

14 Starters

Fastest Lap History

NO	NAME	LAP TIME	TIME OF DAY	LAP	VEHICLE
1	Phil ATKINSON	1:44.356	09:00:55.821	1	Yamaha TZ350
1	Phil ATKINSON	1:42.150	09:02:37.972	2	Yamaha TZ350

BMCRC - MRO Championships 2021 - Rnd 3 @ Cadwell Park



EDlasia Formula 400 & Blue Haze GP



RACE 1 - GRID (7 Laps)

ROW 12	34	174	David BOWLER	2:03.836	35	88	George PRINOS	2:04.025				
ROW 11	31	92	Jordan WAINWRIGHT	1:57.079	32	551	Jack WORTH	1:57.917	33	147	John HANNAFORD	2:02.932
ROW 10	28	22	Rik BALLERINI	1:49.712	29	132	Paul WHITING	1:51.547	30	21	Stuart THURTLÉ	1:55.734
ROW 9	25	79	Jason BURRILL	1:44.525	26	12	Adrian MARTIN	1:48.382	27	3	Tom BARRETT	1:48.750
ROW 8	22	1	Phil ATKINSON	1:42.150	23	117	Stuart HALL	1:42.370	24	51	Kevin WHOLEY	1:43.540
ROW 7	19				20				21			
ROW 6	16	17	Dan MILES	2:02.675	17	96	Giovanni BELIOSSI	2:04.871	18			
ROW 5	13	97	Nicholas TAIG	1:59.095	14	73	Colvin TURNER	1:59.907	15	27	Richard HAYWARD	1:59.985
ROW 4	10	32	Conor MURRAY	1:54.499	11	75	Aaron LILLY	1:56.271	12	52	Mark NERLICH	1:56.996
ROW 3	7	38	Peter GIBSON	1:50.774	8	47	Allan CLARK	1:51.081	9	222	Matthew EPPS	1:52.894
ROW 2	4	91	Kevin NEAL	1:49.173	5	85	James ROBINSON	1:49.276	6	351	Sam DIGBY-BAKER	1:50.522
ROW 1	1	41	Marcus TATCHELL	1:44.973	2	4	James SEATH	1:45.410	3	30	Alan COOPER	1:47.409

Pole

Cadwell Park

Circuit Length = 2.1800 miles

These results are provisional until the conclusion of any judicial and technical matters.

Clerk Of Course :	Stewards :	Timekeeper : Sarah Evans
-------------------	------------	--------------------------

Results can be found at www.tsl-timing.com

Printed - 09:18 Saturday, 26 June 2021



BMCRC - MRO Championships 2021 - Rnd 3 @ Cadwell Park

EDlasia Formula 400 & Blue Haze GP

RACE 1 - CLASSIFICATION



POS	NO	CL	PIC NAME	ENTRY	LAPS	TIME	GAP	DIFF	MPH	BEST	ON
1	4		1 James SEATH	Kawasaki ZXR400 L9 - Ovenden Earthmoving	7	12:11.433			75.10	1:42.767	4
2	117	GP	1 Stuart HALL	Yamaha TZ250 -	7	12:25.104	13.671	13.671	73.72	1:39.807	5
3	51	GP	2 Kevin WHOLEY	Yamaha TZ 250 - Twistgrip Motorcycles	7	12:30.984	19.551	5.880	73.15	1:41.534	5
4	85		2 James ROBINSON	Kawasaki ZXR400 - claire palastanga ceramics	7	12:34.915	23.482	3.931	72.77	1:45.922	3
5	22	GP	3 Rik BALLERINI	Yamaha TZ250 - SCLS LTD, GECKO RACING, CA	7	12:43.133	31.700	8.218	71.98	1:42.429	7
6	351	S	1 Sam DIGBY-BAKER	Kawasaki ZXR400 -	7	12:43.563	32.130	0.430	71.94	1:47.148	2
7	38		3 Peter GIBSON	Honda VFR400 -	7	12:48.978	37.545	5.415	71.44	1:47.678	6
8	47		4 Allan CLARK	Kawasaki ZXR400 - A Clark & Sons Builders	7	12:54.028	42.595	5.050	70.97	1:46.618	6
9	222	S	2 Matthew EPPS	Kawasaki ZXR400 - M.E Vehicle Repairs	7	13:03.348	51.915	9.320	70.13	1:49.582	6
10	27	S	3 Richard HAYWARD	Yamaha TZR - Hazel Motors/ Gforce	7	13:03.589	52.156	0.241	70.10	1:50.051	7
11	3	GP	4 Tom BARRETT	Honda RS250 - The Two Stroke Workshop	7	13:07.780	56.347	4.191	69.73	1:45.722	2
12	551	GP	5 Jack WORTH	Honda RS 125 - Ds racing	7	13:24.162	1:12.729	16.382	68.31	1:48.076	7
13	75	R	1 Aaron LILLY	Yamaha R3 - AL Graphics	7	13:24.221	1:12.788	0.059	68.31	1:53.549	7
14	32	R	2 Conor MURRAY	Kawasaki NINJA300 -	7	13:24.225	1:12.792	0.004	68.30	1:52.445	5
15	132	GP	6 Paul WHITING	Yamaha TZ250T - John Whiting	7	13:24.722	1:13.289	0.497	68.26	1:45.948	7
16	92	GP	7 Jordan WAINWRIGHT	Yamaha TZ250T -	7	13:28.823	1:17.390	4.101	67.92	1:47.544	6
17	21	GP	8 Stuart THURTL	Yamaha TZ250B 3YL - TeamTortoise Racing	7	13:38.899	1:27.466	10.076	67.08	1:50.004	7
18	97	S	4 Nicholas TAIG	Honda VFR400 NC30 - RST, Bell Helmets UK	7	13:51.513	1:40.080	12.614	66.06	1:55.935	2
19	17	S/R	1 Dan MILES	Yamaha TZR250 -	6	12:12.244	1 Lap	1 Lap	64.30	1:59.493	4
20	96		5 Giovanni BELIOSSI	Kawasaki NINJA300 - ASR Accident Storage Recov	6	12:12.381	1 Lap	0.137	64.29	1:59.316	4
21	88	GP	9 George PRINOS	Yamaha TZ250 - KAPPA PLANNING LTD	6	12:29.912	1 Lap	17.531	62.79	1:56.539	6
22	147	GP	10 John HANNAFORD	Yamaha TZ350D -	6	12:31.156	1 Lap	1.244	62.68	1:56.714	6
23	174	GP	11 David BOWLER	Yamaha TZ 250 4DP -	6	12:56.019	1 Lap	24.863	60.67	1:59.478	6

NOT CLASSIFIED

DNF	52		Mark NERLICH	Yamaha FZR -	5	9:34.778	2 Laps	1 Lap	68.27	1:52.148	5
DNF	91		Kevin NEAL	Kawasaki ZXR400 -	3	5:31.942	4 Laps	2 Laps	70.92	1:47.965	2
DNF	30	S	Alan COOPER	Yamaha TZR250 - twistgrip motorcycles	2	3:40.798	5 Laps	1 Lap	71.08	1:46.255	2
DNF	79	GP	Jason BURRILL	Yamaha TZ250 5KE -	2	4:08.481	5 Laps	27.683	63.16	1:47.419	2
DNF	41		Marcus TATCHELL	Honda VFR400 - Tatchell Motors	1	1:50.247	6 Laps	1 Lap	71.18	1:50.247	1
DNF	1	GP	Phil ATKINSON	Yamaha TZ350 - Rose mot centre	1	2:24.324	6 Laps	34.077	54.37	2:24.324	1
DNF	12	GP	Adrian MARTIN	Yamaha TZ250 - Strategic business development &	0						
NS	73	R	Colvin TURNER	Yamaha TZR250 -	0						

FASTEST LAP

117	GP	Stuart HALL	Yamaha TZ250 -	5	1:39.807	78.63 mph	126.54 kph
4		James SEATH	Kawasaki ZXR400 L9 - Ovenden Earthmoving	4	1:42.767	76.36 mph	122.90 kph
30	S	Alan COOPER	Yamaha TZR250 - twistgrip motorcycles	2	1:46.255	73.86 mph	118.86 kph
32	R	Conor MURRAY	Kawasaki NINJA300 -	5	1:52.445	69.79 mph	112.32 kph
17	S/R	Dan MILES	Yamaha TZR250 -	4	1:59.493	65.67 mph	105.69 kph

Class - 92.5% of Race Speed = 69.46 mph
 Class GP - 92.5% of Race Speed = 68.19 mph
 Class S - 92.5% of Race Speed = 66.54 mph
 Class R - 92.5% of Race Speed = 63.18 mph
 Class S/R - 92.5% of Race Speed = 59.47 mph

Cadwell Park: 2.1800 miles
 Race Distance: 7 Laps / 15.26 miles
 Start: 11:41 Flag 11:53 End: 11:55

Weather / Track : Cloudy / Dry

These results are provisional until the conclusion of any judicial and technical matters.

Clerk Of Course :	Stewards :	Timekeeper : Sarah Evans
-------------------	------------	--------------------------

Results can be found at www.tsl-timing.com

Printed - 11:56 Saturday, 26 June 2021



BMCRC - MRO Championships 2021 - Rnd 3 @ Cadwell Park

EDlasia Formula 400 & Blue Haze GP

RACE 1 - LAP CHART

LAP 1 @ 11:43:19.038

NO	BEHIND	LAP TIME
4		1:49.224
41	1.023	1:50.247
91	2.954	1:52.178
85	4.130	1:53.354
351	5.138	1:54.362
30	5.319	1:54.543
222	6.313	1:55.537
38	7.287	1:56.511
27	7.421	1:56.645
47	8.841	1:58.065
75	10.170	1:59.394
52	12.608	2:01.832
97	13.338	2:02.562
32	13.881	2:03.105
17	16.253	2:05.477
96	18.457	2:07.681
117	29.859	2:19.083
51	30.410	2:19.634
79	31.838	2:21.062
22	33.634	2:22.858
1	35.100	2:24.324
3	37.843	2:27.067
551	39.220	2:28.444
92	42.994	2:32.218
21	43.414	2:32.638
132	43.540	2:32.764
88	48.081	2:37.305
147	49.029	2:38.253
174	55.542	2:44.766

LAP 2 @ 11:45:01.951

NO	BEHIND	LAP TIME
4		1:42.913
91	8.006	1:47.965
85	8.301	1:47.084
30	8.661	1:46.255
351	9.373	1:47.148
222	15.089	1:51.689
27	15.450	1:50.942
38	15.736	1:51.362
47	15.879	1:49.951
75	21.185	1:53.928
52	23.829	1:54.134
32	24.616	1:53.648
97	26.360	1:55.935
51	29.110	1:41.613
117	29.121	1:42.175
17	33.394	2:00.054
22	35.068	1:44.347
79	36.344	1:47.419
96	37.182	2:01.638
3	40.652	1:45.722
551	45.322	1:49.015
92	51.683	1:51.602
132	51.923	1:51.296
21	53.165	1:52.664
88	1:05.012	1:59.844
147	1:05.394	1:59.278
174	1:18.340	2:05.711

LAP 3 @ 11:46:44.839

NO	BEHIND	LAP TIME
4		1:42.888
85	11.335	1:45.922
351	15.472	1:48.987
91	16.917	1:51.799
38	21.725	1:48.877
222	25.125	1:52.924
27	25.781	1:53.219
47	25.906	1:52.915
117	27.480	1:41.247
51	28.169	1:41.947
75	32.984	1:54.687
52	34.921	1:53.980
32	35.751	1:54.023
22	35.832	1:43.652
97	41.499	1:58.027
3	45.196	1:47.432
551	53.304	1:50.870
17	53.436	2:02.930
96	54.852	2:00.558
92	1:00.237	1:51.442
132	1:00.292	1:51.257
21	1:00.898	1:50.621
88	1:21.935	1:59.811
147	1:22.430	1:59.924
174	1:39.912	2:04.460

LAP 4 @ 11:48:27.606

NO	BEHIND	LAP TIME
4		1:42.767
85	15.393	1:46.825
351	20.961	1:48.256
117	25.614	1:40.901
38	27.226	1:48.268
51	27.551	1:42.149
47	32.426	1:49.287
222	34.947	1:52.589
27	35.109	1:52.095
22	36.386	1:43.320
75	43.959	1:53.742
52	44.838	1:52.684
32	45.703	1:52.719
3	48.341	1:45.912
97	56.023	1:57.291
551	59.699	1:49.162
132	1:06.637	1:49.112
92	1:07.756	1:50.286
21	1:09.500	1:51.369
17	1:10.162	1:59.493
96	1:11.401	1:59.316
88	1:38.389	1:59.221
147	1:38.647	1:58.984

LAP 5 @ 11:50:11.453

NO	BEHIND	LAP TIME
4		1:43.847
174	1 Lap	2:01.670
85	19.111	1:47.565
117	21.574	1:39.807
351	25.101	1:47.987
51	25.238	1:41.534
38	31.723	1:48.344

22	35.724	1:43.185
47	35.858	1:47.279
27	41.698	1:50.436
222	42.058	1:50.958
3	53.000	1:48.506
52	53.139	1:52.148
32	54.301	1:52.445
75	54.880	1:54.768
551	1:05.604	1:49.752
97	1:10.094	1:57.918
132	1:10.274	1:47.484
92	1:11.709	1:47.800
21	1:15.972	1:50.319
17	1:27.101	2:00.786
96	1:27.379	1:59.825

97 1:40.080 2:00.938

LAP 6 @ 11:51:57.447

NO	BEHIND	LAP TIME
4		1:45.994
88	1 Lap	1:57.192
147	1 Lap	1:58.003
117	15.930	1:40.350
85	20.959	1:47.842
51	21.310	1:42.066
351	27.182	1:48.075
174	1 Lap	1:59.934
22	33.071	1:43.341
38	33.407	1:47.678
47	36.482	1:46.618
222	45.646	1:49.582
27	45.905	1:50.201
3	52.792	1:45.786
32	1:02.233	1:53.926
75	1:03.039	1:54.153
551	1:08.453	1:48.843
132	1:11.141	1:46.861
92	1:13.259	1:47.544
21	1:21.262	1:51.284
97	1:22.942	1:58.842

LAP 7 @ 11:53:41.247

NO	BEHIND	LAP TIME
4		1:43.800
17	1 Lap	2:03.504
96	1 Lap	2:03.363
117	13.671	1:41.541
88	1 Lap	1:56.539
51	19.551	1:42.041
147	1 Lap	1:56.714
85	23.482	1:46.323
22	31.700	1:42.429
351	32.130	1:48.748
38	37.545	1:47.938
47	42.595	1:49.913
174	1 Lap	1:59.478
222	51.915	1:50.069
27	52.156	1:50.051
3	56.347	1:47.355
551	1:12.729	1:48.076
75	1:12.788	1:53.549
32	1:12.792	1:54.359
132	1:13.289	1:45.948
92	1:17.390	1:47.931
21	1:27.466	1:50.004

Weather / Track : Cloudy / Dry

Results can be found at www.tsl-timing.com

Cadwell Park
Circuit Length = 2.1800 miles
Start: 11:41 Flag 11:53 End: 11:55

Printed - 11:57 Saturday, 26 June 2021

BMCRC - MRO Championships 2021 - Rnd 3 @ Cadwell Park

EDlasia Formula 400 & Blue Haze GP

RACE 1 - SECTOR ANALYSIS



SECTOR 1 = FL to I1, SECTOR 2 = I1 to FL, DIFF = Difference To Personal Best Lap, P = Crossed Finish Line in Pit Lane, D = Time Disallowed

P1 4 James SEATH		Kawasaki ZXR400 L9 - Ovenden Earthmoving				
IDEAL LAP TIME : 1:42.630		BEST LAP TIME : 1:42.767		DIFFERENCE : 0.137		
LAP	SECTOR 1	SECTOR 2	LAP TIME	MPH	DIFF	TIME OF DAY
1 -		43.100	1:49.224	71.85	6.457	11:43:19.038
2 -	59.933	42.980	1:42.913 (3)	76.25	0.146	11:45:01.951
3 -	59.940	42.948	1:42.888 (2)	76.27	0.121	11:46:44.839
4 -	59.903	42.864	1:42.767 (1)	76.36		11:48:27.606
5 -	1:00.312	43.535	1:43.847	75.57	1.080	11:50:11.453
6 -	1:02.896	43.098	1:45.994	74.04	3.227	11:51:57.447
7 -	59.766	44.034	1:43.800	75.60	1.033	11:53:41.247

P2 117 GP Stuart HALL		Yamaha TZ250 -				
IDEAL LAP TIME : 1:39.807		BEST LAP TIME : 1:39.807		DIFFERENCE : 0.000		
LAP	SECTOR 1	SECTOR 2	LAP TIME	MPH	DIFF	TIME OF DAY
1 -		42.587	2:19.083	56.42	39.276	11:43:48.897
2 -	59.207	42.968	1:42.175	76.81	2.368	11:45:31.072
3 -	59.106	42.141	1:41.247	77.51	1.440	11:47:12.319
4 -	58.920	41.981	1:40.901 (3)	77.77	1.094	11:48:53.220
5 -	58.098	41.709	1:39.807 (1)	78.63		11:50:33.027
6 -	58.257	42.093	1:40.350 (2)	78.20	0.543	11:52:13.377
7 -	58.775	42.766	1:41.541	77.28	1.734	11:53:54.918

P3 51 GP Kevin WHOLEY		Yamaha TZ 250 - Twistgrip Motorcycles				
IDEAL LAP TIME : 1:40.891		BEST LAP TIME : 1:41.534		DIFFERENCE : 0.643		
LAP	SECTOR 1	SECTOR 2	LAP TIME	MPH	DIFF	TIME OF DAY
1 -		42.328	2:19.634	56.20	38.100	11:43:49.448
2 -	58.900	42.713	1:41.613 (2)	77.23	0.079	11:45:31.061
3 -	59.602	42.345	1:41.947 (3)	76.98	0.413	11:47:13.008
4 -	1:00.070	42.079	1:42.149	76.82	0.615	11:48:55.157
5 -	58.812	42.722	1:41.534 (1)	77.29		11:50:36.691
6 -	59.253	42.813	1:42.066	76.89	0.532	11:52:18.757
7 -	59.267	42.774	1:42.041	76.91	0.507	11:54:00.798

P4 85 James ROBINSON		Kawasaki ZXR400 - claire palastanga ceramics				
IDEAL LAP TIME : 1:45.922		BEST LAP TIME : 1:45.922		DIFFERENCE : 0.000		
LAP	SECTOR 1	SECTOR 2	LAP TIME	MPH	DIFF	TIME OF DAY
1 -		45.049	1:53.354	69.23	7.432	11:43:23.168
2 -	1:02.093	44.991	1:47.084	73.28	1.162	11:45:10.252
3 -	1:01.418	44.504	1:45.922 (1)	74.09		11:46:56.174
4 -	1:01.924	44.901	1:46.825 (3)	73.46	0.903	11:48:42.999
5 -	1:01.942	45.623	1:47.565	72.96	1.643	11:50:30.564
6 -	1:02.430	45.412	1:47.842	72.77	1.920	11:52:18.406
7 -	1:01.641	44.682	1:46.323 (2)	73.81	0.401	11:54:04.729

P5 22 GP Rik BALLERINI		Yamaha TZ250 - SCLS LTD, GECKO RACING, CAMBRIDGE M				
IDEAL LAP TIME :		BEST LAP TIME : 1:42.429		DIFFERENCE :		
LAP	SECTOR 1	SECTOR 2	LAP TIME	MPH	DIFF	TIME OF DAY
1 -			2:22.858	54.93	40.429	11:43:52.672
2 -			1:44.347	75.21	1.918	11:45:37.019
3 -			1:43.652	75.71	1.223	11:47:20.671
4 -			1:43.320 (3)	75.95	0.891	11:49:03.992
5 -			1:43.185 (2)	76.05	0.756	11:50:47.177
6 -			1:43.341	75.94	0.912	11:52:30.518
7 -			1:42.429 (1)	76.61		11:54:12.947

Weather / Track : Cloudy / Dry

Cadwell Park
 Circuit Length = 2.1800 miles
 Start: 11:41 Flag 11:53 End: 11:55

BMCR - MRO Championships 2021 - Rnd 3 @ Cadwell Park

EDlasia Formula 400 & Blue Haze GP

RACE 1 - SECTOR ANALYSIS



SECTOR 1 = FL to I1, SECTOR 2 = I1 to FL, DIFF = Difference To Personal Best Lap, P = Crossed Finish Line in Pit Lane, D = Time Disallowed

P6 351 S		Sam DIGBY-BAKER		Kawasaki ZXR400 -		
IDEAL LAP TIME : 1:46.651		BEST LAP TIME : 1:47.148		DIFFERENCE : 0.497		
LAP	SECTOR 1	SECTOR 2	LAP TIME	MPH	DIFF	TIME OF DAY
1 -		45.645	1:54.362	68.62	7.214	11:43:24.176
2 -	1:02.308	44.840	1:47.148 (1)	73.24		11:45:11.324
3 -	1:01.811	47.176	1:48.987	72.00	1.839	11:47:00.311
4 -	1:03.197	45.059	1:48.256	72.49	1.108	11:48:48.567
5 -	1:02.763	45.224	1:47.987 (2)	72.67	0.839	11:50:36.554
6 -	1:02.194	45.881	1:48.075 (3)	72.61	0.927	11:52:24.629
7 -	1:02.905	45.843	1:48.748	72.16	1.600	11:54:13.377

P7 38		Peter GIBSON		Honda VFR400 -		
IDEAL LAP TIME : 1:47.147		BEST LAP TIME : 1:47.678		DIFFERENCE : 0.531		
LAP	SECTOR 1	SECTOR 2	LAP TIME	MPH	DIFF	TIME OF DAY
1 -		46.242	1:56.511	67.35	8.833	11:43:26.325
2 -	1:04.006	47.356	1:51.362	70.47	3.684	11:45:17.687
3 -	1:03.675	45.202	1:48.877	72.08	1.199	11:47:06.564
4 -	1:02.614	45.654	1:48.268 (3)	72.48	0.590	11:48:54.832
5 -	1:02.587	45.757	1:48.344	72.43	0.666	11:50:43.176
6 -	1:02.335	45.343	1:47.678 (1)	72.88		11:52:30.854
7 -	1:03.126	44.812	1:47.938 (2)	72.70	0.260	11:54:18.792

P8 47		Allan CLARK		Kawasaki ZXR400 - A Clark & Sons Builders		
IDEAL LAP TIME : 1:46.618		BEST LAP TIME : 1:46.618		DIFFERENCE : 0.000		
LAP	SECTOR 1	SECTOR 2	LAP TIME	MPH	DIFF	TIME OF DAY
1 -		47.164	1:58.065	66.47	11.447	11:43:27.879
2 -	1:03.032	46.919	1:49.951	71.37	3.333	11:45:17.830
3 -	1:05.482	47.433	1:52.915	69.50	6.297	11:47:10.745
4 -	1:03.827	45.460	1:49.287 (3)	71.81	2.669	11:49:00.032
5 -	1:02.219	45.060	1:47.279 (2)	73.15	0.661	11:50:47.311
6 -	1:01.811	44.807	1:46.618 (1)	73.60		11:52:33.929
7 -	1:02.286	47.627	1:49.913	71.40	3.295	11:54:23.842

P9 222 S		Matthew EPPS		Kawasaki ZXR400 - M.E Vehicle Repairs		
IDEAL LAP TIME : 1:49.582		BEST LAP TIME : 1:49.582		DIFFERENCE : 0.000		
LAP	SECTOR 1	SECTOR 2	LAP TIME	MPH	DIFF	TIME OF DAY
1 -		45.549	1:55.537	67.92	5.955	11:43:25.351
2 -	1:04.800	46.889	1:51.689	70.26	2.107	11:45:17.040
3 -	1:05.949	46.975	1:52.924	69.49	3.342	11:47:09.964
4 -	1:05.772	46.817	1:52.589	69.70	3.007	11:49:02.553
5 -	1:05.014	45.944	1:50.958 (3)	70.73	1.376	11:50:53.511
6 -	1:04.066	45.516	1:49.582 (1)	71.61		11:52:43.093
7 -	1:04.157	45.912	1:50.069 (2)	71.30	0.487	11:54:33.162

P10 27 S		Richard HAYWARD		Yamaha TZR - Hazel Motors/ Gforce		
IDEAL LAP TIME : 1:49.533		BEST LAP TIME : 1:50.051		DIFFERENCE : 0.518		
LAP	SECTOR 1	SECTOR 2	LAP TIME	MPH	DIFF	TIME OF DAY
1 -		45.570	1:56.645	67.28	6.594	11:43:26.459
2 -	1:03.963	46.979	1:50.942	70.74	0.891	11:45:17.401
3 -	1:05.644	47.575	1:53.219	69.31	3.168	11:47:10.620
4 -	1:06.203	45.892	1:52.095	70.01	2.044	11:49:02.715
5 -	1:04.546	45.890	1:50.436 (3)	71.06	0.385	11:50:53.151
6 -	1:04.525	45.676	1:50.201 (2)	71.21	0.150	11:52:43.352
7 -	1:04.066	45.985	1:50.051 (1)	71.31		11:54:33.403

Weather / Track : Cloudy / Dry

Cadwell Park
 Circuit Length = 2.1800 miles
 Start: 11:41 Flag 11:53 End: 11:55

BMCRC - MRO Championships 2021 - Rnd 3 @ Cadwell Park

EDlasia Formula 400 & Blue Haze GP

RACE 1 - SECTOR ANALYSIS



SECTOR 1 = FL to I1, SECTOR 2 = I1 to FL, DIFF = Difference To Personal Best Lap, P = Crossed Finish Line in Pit Lane, D = Time Disallowed

P11 3 GP Tom BARRETT		Honda RS250 - The Two Stroke Workshop				
IDEAL LAP TIME : 1:45.577		BEST LAP TIME : 1:45.722		DIFFERENCE : 0.145		
LAP	SECTOR 1	SECTOR 2	LAP TIME	MPH	DIFF	TIME OF DAY
1 -		45.228	2:27.067	53.36	41.345	11:43:56.881
2 -	1:00.466	45.256	1:45.722 (1)	74.23		11:45:42.603
3 -	1:00.727	46.705	1:47.432	73.05	1.710	11:47:30.035
4 -	1:00.349	45.563	1:45.912 (3)	74.09	0.190	11:49:15.947
5 -	1:02.264	46.242	1:48.506	72.32	2.784	11:51:04.453
6 -	1:00.460	45.326	1:45.786 (2)	74.18	0.064	11:52:50.239
7 -	1:01.224	46.131	1:47.355	73.10	1.633	11:54:37.594

P12 551 GP Jack WORTH		Honda RS 125 - Ds racing				
IDEAL LAP TIME : 1:48.076		BEST LAP TIME : 1:48.076		DIFFERENCE : 0.000		
LAP	SECTOR 1	SECTOR 2	LAP TIME	MPH	DIFF	TIME OF DAY
1 -		45.407	2:28.444	52.86	40.368	11:43:58.258
2 -	1:03.251	45.764	1:49.015 (3)	71.99	0.939	11:45:47.273
3 -	1:03.905	46.965	1:50.870	70.78	2.794	11:47:38.143
4 -	1:03.779	45.383	1:49.162	71.89	1.086	11:49:27.305
5 -	1:04.378	45.374	1:49.752	71.50	1.676	11:51:17.057
6 -	1:03.636	45.207	1:48.843 (2)	72.10	0.767	11:53:05.900
7 -	1:02.968	45.108	1:48.076 (1)	72.61		11:54:53.976

P13 75 R Aaron LILLY		Yamaha R3 - AL Graphics				
IDEAL LAP TIME : 1:52.914		BEST LAP TIME : 1:53.549		DIFFERENCE : 0.635		
LAP	SECTOR 1	SECTOR 2	LAP TIME	MPH	DIFF	TIME OF DAY
1 -		47.263	1:59.394	65.73	5.845	11:43:29.208
2 -	1:07.002	46.926	1:53.928 (3)	68.88	0.379	11:45:23.136
3 -	1:07.786	46.901	1:54.687	68.43	1.138	11:47:17.823
4 -	1:06.498	47.244	1:53.742 (2)	68.99	0.193	11:49:11.565
5 -	1:07.682	47.086	1:54.768	68.38	1.219	11:51:06.333
6 -	1:07.126	47.027	1:54.153	68.75	0.604	11:53:00.486
7 -	1:06.013	47.536	1:53.549 (1)	69.11		11:54:54.035

P14 32 R Conor MURRAY		Kawasaki NINJA300 -				
IDEAL LAP TIME : 1:52.155		BEST LAP TIME : 1:52.445		DIFFERENCE : 0.290		
LAP	SECTOR 1	SECTOR 2	LAP TIME	MPH	DIFF	TIME OF DAY
1 -		48.333	2:03.105	63.75	10.660	11:43:32.919
2 -	1:06.508	47.140	1:53.648 (3)	69.05	1.203	11:45:26.567
3 -	1:06.330	47.693	1:54.023	68.82	1.578	11:47:20.590
4 -	1:05.450	47.269	1:52.719 (2)	69.62	0.274	11:49:13.309
5 -	1:05.740	46.705	1:52.445 (1)	69.79		11:51:05.754
6 -	1:06.425	47.501	1:53.926	68.88	1.481	11:52:59.680
7 -	1:06.484	47.875	1:54.359	68.62	1.914	11:54:54.039

P15 132 GP Paul WHITING		Yamaha TZ250T - John Whiting				
IDEAL LAP TIME : 1:45.948		BEST LAP TIME : 1:45.948		DIFFERENCE : 0.000		
LAP	SECTOR 1	SECTOR 2	LAP TIME	MPH	DIFF	TIME OF DAY
1 -		47.640	2:32.764	51.37	46.816	11:44:02.578
2 -	1:04.611	46.685	1:51.296	70.51	5.348	11:45:53.874
3 -	1:04.180	47.077	1:51.257	70.53	5.309	11:47:45.131
4 -	1:03.028	46.084	1:49.112	71.92	3.164	11:49:34.243
5 -	1:02.080	45.404	1:47.484 (3)	73.01	1.536	11:51:21.727
6 -	1:01.926	44.935	1:46.861 (2)	73.44	0.913	11:53:08.588
7 -	1:01.181	44.767	1:45.948 (1)	74.07		11:54:54.536

Weather / Track : Cloudy / Dry

Cadwell Park
 Circuit Length = 2.1800 miles
 Start: 11:41 Flag 11:53 End: 11:55

BMCRC - MRO Championships 2021 - Rnd 3 @ Cadwell Park

EDlasia Formula 400 & Blue Haze GP

RACE 1 - SECTOR ANALYSIS



SECTOR 1 = FL to I1, SECTOR 2 = I1 to FL, DIFF = Difference To Personal Best Lap, P = Crossed Finish Line in Pit Lane, D = Time Disallowed

P16 92 GP		Jordan WAINWRIGHT		Yamaha TZ250T -		
IDEAL LAP TIME : 1:47.358		BEST LAP TIME : 1:47.544		DIFFERENCE : 0.186		
LAP	SECTOR 1	SECTOR 2	LAP TIME	MPH	DIFF	TIME OF DAY
1 -		47.531	2:32.218	51.55	44.674	11:44:02.032
2 -	1:04.508	47.094	1:51.602	70.32	4.058	11:45:53.634
3 -	1:04.695	46.747	1:51.442	70.42	3.898	11:47:45.076
4 -	1:04.197	46.089	1:50.286	71.16	2.742	11:49:35.362
5 -	1:02.737	45.063	1:47.800 (2)	72.80	0.256	11:51:23.162
6 -	1:02.748	44.796	1:47.544 (1)	72.97		11:53:10.706
7 -	1:02.562	45.369	1:47.931 (3)	72.71	0.387	11:54:58.637

P17 21 GP		Stuart THURTLÉ		Yamaha TZ250B 3YL - TeamTortoise Racing		
IDEAL LAP TIME : 1:49.806		BEST LAP TIME : 1:50.004		DIFFERENCE : 0.198		
LAP	SECTOR 1	SECTOR 2	LAP TIME	MPH	DIFF	TIME OF DAY
1 -		47.244	2:32.638	51.41	42.634	11:44:02.452
2 -	1:05.483	47.181	1:52.664	69.65	2.660	11:45:55.116
3 -	1:04.336	46.285	1:50.621 (3)	70.94	0.617	11:47:45.737
4 -	1:04.448	46.921	1:51.369	70.46	1.365	11:49:37.106
5 -	1:03.843	46.476	1:50.319 (2)	71.13	0.315	11:51:27.425
6 -	1:04.160	47.124	1:51.284	70.52	1.280	11:53:18.709
7 -	1:04.041	45.963	1:50.004 (1)	71.34		11:55:08.713

P18 97 S		Nicholas TAIG		Honda VFR400 NC30 - RST, Bell Helmets UK		
IDEAL LAP TIME : 1:55.325		BEST LAP TIME : 1:55.935		DIFFERENCE : 0.610		
LAP	SECTOR 1	SECTOR 2	LAP TIME	MPH	DIFF	TIME OF DAY
1 -		48.010	2:02.562	64.03	6.627	11:43:32.376
2 -	1:07.315	48.620	1:55.935 (1)	67.69		11:45:28.311
3 -	1:08.939	49.088	1:58.027	66.49	2.092	11:47:26.338
4 -	1:07.720	49.571	1:57.291 (2)	66.91	1.356	11:49:23.629
5 -	1:08.425	49.493	1:57.918 (3)	66.55	1.983	11:51:21.547
6 -	1:08.380	50.462	1:58.842	66.03	2.907	11:53:20.389
7 -	1:09.607	51.331	2:00.938	64.89	5.003	11:55:21.327

P19 17 S/R		Dan MILES		Yamaha TZR250 -		
IDEAL LAP TIME : 1:58.683		BEST LAP TIME : 1:59.493		DIFFERENCE : 0.810		
LAP	SECTOR 1	SECTOR 2	LAP TIME	MPH	DIFF	TIME OF DAY
1 -		49.216	2:05.477	62.54	5.984	11:43:35.291
2 -	1:09.467	50.587	2:00.054 (2)	65.37	0.561	11:45:35.345
3 -	1:11.432	51.498	2:02.930	63.84	3.437	11:47:38.275
4 -	1:09.874	49.619	1:59.493 (1)	65.67		11:49:37.768
5 -	1:10.757	50.029	2:00.786 (3)	64.97	1.293	11:51:38.554
6 -	1:12.382	51.122	2:03.504	63.54	4.011	11:53:42.058

P20 96		Giovanni BELIOSSI		Kawasaki NINJA300 - ASR Accident Storage Recovery		
IDEAL LAP TIME : 1:58.815		BEST LAP TIME : 1:59.316		DIFFERENCE : 0.501		
LAP	SECTOR 1	SECTOR 2	LAP TIME	MPH	DIFF	TIME OF DAY
1 -		49.691	2:07.681	61.46	8.365	11:43:37.495
2 -	1:10.682	50.956	2:01.638	64.51	2.322	11:45:39.133
3 -	1:11.011	49.547	2:00.558 (3)	65.09	1.242	11:47:39.691
4 -	1:10.524	48.792	1:59.316 (1)	65.77		11:49:39.007
5 -	1:10.023	49.802	1:59.825 (2)	65.49	0.509	11:51:38.832
6 -	1:12.429	50.934	2:03.363	63.61	4.047	11:53:42.195

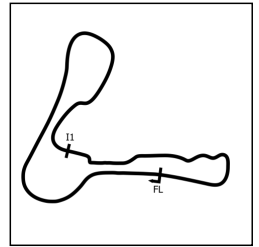
Weather / Track : Cloudy / Dry

Cadwell Park
Circuit Length = 2.1800 miles
Start: 11:41 Flag 11:53 End: 11:55

BMCRC - MRO Championships 2021 - Rnd 3 @ Cadwell Park

EDlasia Formula 400 & Blue Haze GP

RACE 1 - SECTOR ANALYSIS



SECTOR 1 = FL to I1, SECTOR 2 = I1 to FL, DIFF = Difference To Personal Best Lap, P = Crossed Finish Line in Pit Lane, D = Time Disallowed

LAP	SECTOR 1	SECTOR 2	LAP TIME	MPH	DIFF	TIME OF DAY
P21 88 GP George PRINOS Yamaha TZ250 - KAPPA PLANNING LTD						
IDEAL LAP TIME : 1:55.549		BEST LAP TIME : 1:56.539		DIFFERENCE : 0.990		
1 -		49.190	2:37.305	49.89	40.766	11:44:07.119
2 -	1:09.886	49.958	1:59.844	65.48	3.305	11:46:06.963
3 -	1:10.262	49.549	1:59.811	65.50	3.272	11:48:06.774
4 -	1:10.016	49.205	1:59.221 (3)	65.82	2.682	11:50:05.995
5 -	1:09.287	47.905	1:57.192 (2)	66.96	0.653	11:52:03.187
6 -	1:07.644	48.895	1:56.539 (1)	67.34		11:53:59.726
P22 147 GP John HANNAFORD Yamaha TZ350D -						
IDEAL LAP TIME : 1:56.188		BEST LAP TIME : 1:56.714		DIFFERENCE : 0.526		
1 -		49.145	2:38.253	49.59	41.539	11:44:08.067
2 -	1:09.393	49.885	1:59.278	65.79	2.564	11:46:07.345
3 -	1:10.376	49.548	1:59.924	65.44	3.210	11:48:07.269
4 -	1:10.055	48.929	1:58.984 (3)	65.95	2.270	11:50:06.253
5 -	1:09.489	48.514	1:58.003 (2)	66.50	1.289	11:52:04.256
6 -	1:07.674	49.040	1:56.714 (1)	67.24		11:54:00.970
P23 174 GP David BOWLER Yamaha TZ 250 4DP -						
IDEAL LAP TIME : 1:59.075		BEST LAP TIME : 1:59.478		DIFFERENCE : 0.403		
1 -		53.753	2:44.766	47.63	45.288	11:44:14.580
2 -	1:12.109	53.602	2:05.711	62.42	6.233	11:46:20.291
3 -	1:11.798	52.662	2:04.460	63.05	4.982	11:48:24.751
4 -	1:09.505	52.165	2:01.670 (3)	64.50	2.192	11:50:26.421
5 -	1:08.727	51.207	1:59.934 (2)	65.43	0.456	11:52:26.355
6 -	1:07.868	51.610	1:59.478 (1)	65.68		11:54:25.833
P24 52 Mark NERLICH Yamaha FZR -						
IDEAL LAP TIME : 1:52.134		BEST LAP TIME : 1:52.148		DIFFERENCE : 0.014		
1 -		47.737	2:01.832	64.41	9.684	11:43:31.646
2 -	1:06.822	47.312	1:54.134	68.76	1.986	11:45:25.780
3 -	1:06.802	47.178	1:53.980 (3)	68.85	1.832	11:47:19.760
4 -	1:06.007	46.677	1:52.684 (2)	69.64	0.536	11:49:12.444
5 -	1:05.457	46.691	1:52.148 (1)	69.97		11:51:04.592
P25 91 Kevin NEAL Kawasaki ZXR400 -						
IDEAL LAP TIME : 1:46.792		BEST LAP TIME : 1:47.965		DIFFERENCE : 1.173		
1 -		44.266	1:52.178 (3)	69.96	4.213	11:43:21.992
2 -	1:02.852	45.113	1:47.965 (1)	72.69		11:45:09.957
3 -	1:02.526	49.273	1:51.799 (2)	70.19	3.834	11:47:01.756
P26 30 S Alan COOPER Yamaha TZR250 - twistgrip motorcycles						
IDEAL LAP TIME : 1:46.255		BEST LAP TIME : 1:46.255		DIFFERENCE : 0.000		
1 -		45.598	1:54.543 (2)	68.51	8.288	11:43:24.357
2 -	1:01.333	44.922	1:46.255 (1)	73.86		11:45:10.612

Weather / Track : Cloudy / Dry

Cadwell Park
Circuit Length = 2.1800 miles
Start: 11:41 Flag 11:53 End: 11:55

BMCRC - MRO Championships 2021 - Rnd 3 @ Cadwell Park

EDlasia Formula 400 & Blue Haze GP

RACE 1 - SECTOR ANALYSIS



SECTOR 1 = FL to I1, SECTOR 2 = I1 to FL, DIFF = Difference To Personal Best Lap, P = Crossed Finish Line in Pit Lane, D = Time Disallowed

LAP	SECTOR 1	SECTOR 2	LAP TIME	MPH	DIFF	TIME OF DAY
P27 79 GP Jason BURRILL Yamaha TZ250 5KE -						
IDEAL LAP TIME : 1:42.335		BEST LAP TIME : 1:47.419		DIFFERENCE : 5.084		
1 -		42.979	2:21.062 (2)	55.63	33.643	11:43:50.876
2 -	59.356	48.063	1:47.419 (1)	73.06		11:45:38.295
P28 41 Marcus TATCHELL Honda VFR400 - Tatchell Motors						
IDEAL LAP TIME :		BEST LAP TIME : 1:50.247		DIFFERENCE :		
1 -		43.677	1:50.247 (1)	71.18		11:43:20.061
P29 1 GP Phil ATKINSON Yamaha TZ350 - Rose mot centre						
IDEAL LAP TIME : 1:49.063		BEST LAP TIME : 2:24.324		DIFFERENCE : 35.261		
1 -		44.605	2:24.324 (1)	54.37		11:43:54.138

BMCRC - MRO Championships 2021 - Rnd 3 @ Cadwell Park

EDlasia Formula 400 & Blue Haze GP

RACE 1 - BEST SECTORS

SECTOR 1			SECTOR 2			IDEAL / BEST COMPARISON						
POS	NO	NAME	TIME	NO	NAME	TIME	POS	NO	NAME	IDEAL	BEST	DIFF
									PERFECT LAP	1:39.807		
1	117	HALL	58.098	117	HALL	41.709	1	117	HALL	1:39.807	1:39.807	0.000
2	51	WHOLEY	58.812	51	WHOLEY	42.079	2	51	WHOLEY	1:40.891	1:41.534	0.643
3	79	BURRILL	59.356	4	SEATH	42.864	3	79	BURRILL	1:42.335	1:47.419	5.084
4	4	SEATH	59.766	79	BURRILL	42.979	4	4	SEATH	1:42.630	1:42.767	0.137
5	3	BARRETT	1:00.349	41	TATCHELL	43.677	5	3	BARRETT	1:45.577	1:45.722	0.145
6	132	WHITING	1:01.181	91	NEAL	44.266	6	85	ROBINSON	1:45.922	1:45.922	0.000
7	30	COOPER	1:01.333	85	ROBINSON	44.504	7	132	WHITING	1:45.948	1:45.948	0.000
8	85	ROBINSON	1:01.418	1	ATKINSON	44.605	8	30	COOPER	1:46.255	1:46.255	0.000
9	351	DIGBY-BAKER	1:01.811	132	WHITING	44.767	9	47	CLARK	1:46.618	1:46.618	0.000
10	47	CLARK	1:01.811	92	WAINWRIGHT	44.796	10	351	DIGBY-BAKER	1:46.651	1:47.148	0.497
11	38	GIBSON	1:02.335	47	CLARK	44.807	11	91	NEAL	1:46.792	1:47.965	1.173
12	91	NEAL	1:02.526	38	GIBSON	44.812	12	38	GIBSON	1:47.147	1:47.678	0.531
13	92	WAINWRIGHT	1:02.562	351	DIGBY-BAKER	44.840	13	92	WAINWRIGHT	1:47.358	1:47.544	0.186
14	551	WORTH	1:02.968	30	COOPER	44.922	14	551	WORTH	1:48.076	1:48.076	0.000
15	21	THURTL	1:03.843	551	WORTH	45.108	15	1	ATKINSON	1:49.063	2:24.324	35.261
16	27	HAYWARD	1:03.963	3	BARRETT	45.228	16	27	HAYWARD	1:49.533	1:50.051	0.518
17	222	EPPS	1:04.066	222	EPPS	45.516	17	222	EPPS	1:49.582	1:49.582	0.000
18	1	ATKINSON	1:04.458	27	HAYWARD	45.570	18	21	THURTL	1:49.806	1:50.004	0.198
19	32	MURRAY	1:05.450	21	THURTL	45.963	19	52	NERLICH	1:52.134	1:52.148	0.014
20	52	NERLICH	1:05.457	52	NERLICH	46.677	20	32	MURRAY	1:52.155	1:52.445	0.290
21	75	LILLY	1:06.013	32	MURRAY	46.705	21	75	LILLY	1:52.914	1:53.549	0.635
22	97	TAIG	1:07.315	75	LILLY	46.901	22	97	TAIG	1:55.325	1:55.935	0.610
23	88	PRINOS	1:07.644	88	PRINOS	47.905	23	88	PRINOS	1:55.549	1:56.539	0.990
24	147	HANNAFORD	1:07.674	97	TAIG	48.010	24	147	HANNAFORD	1:56.188	1:56.714	0.526
25	174	BOWLER	1:07.868	147	HANNAFORD	48.514	25	17	MILES	1:58.683	1:59.493	0.810
26	17	MILES	1:09.467	96	BELIOSSI	48.792	26	96	BELIOSSI	1:58.815	1:59.316	0.501
27	96	BELIOSSI	1:10.023	17	MILES	49.216	27	174	BOWLER	1:59.075	1:59.478	0.403
28				174	BOWLER	51.207	28	41	TATCHELL		1:50.247	
29							29	22	BALLERINI		1:42.429	
30												

Weather / Track : Cloudy / Dry

Results can be found at www.tsl-timing.com

Cadwell Park
Circuit Length = 2.1800 miles
Start: 11:41 Flag 11:53 End: 11:55

Printed - 11:57 Saturday, 26 June 2021

BMCRC - MRO Championships 2021 - Rnd 3 @ Cadwell Park

EDlasia Formula 400 & Blue Haze GP

RACE 1 - STATISTICS

Competitors Started 30
Planned Start 2021-06-26 @ 11:35:00.000
Actual Start 2021-06-26 @ 11:41:29.813
Finish Time 2021-06-26 @ 11:53:41.246
Track Length 2.1800mi.
Total Laps 170
Total Distance Covered 370.6031mi.

Session Fastest Lap History

NO	CL	NAME	LAP TIME	TIME OF DAY	LAP	VEHICLE
4		James SEATH	1:49.224	11:43:19.066	1	Kawasaki ZXR400 L9
4		James SEATH	1:42.913	11:45:01.979	2	Kawasaki ZXR400 L9
51	GP	Kevin WHOLEY	1:41.613	11:45:31.128	2	Yamaha TZ 250
117	GP	Stuart HALL	1:41.247	11:47:12.330	3	Yamaha TZ250
117	GP	Stuart HALL	1:40.901	11:48:53.231	4	Yamaha TZ250
117	GP	Stuart HALL	1:39.807	11:50:33.037	5	Yamaha TZ250

Session Leader History

NO	CL	NAME	FROM LAP	LAPS LED	DISTANCE	VEHICLE
4		James SEATH	1	7	15.26 miles	Kawasaki ZXR400 L9

Flag History

TYPE	TIME OF DAY
GREEN	11:41:29.813
FINISH	11:53:41.246

Flag Statistics

TYPE	COUNT	TOTAL LAPS	TOTAL TIME
Green	1	7	13:54.296
Red	0	0	0.000
Safety Car	0	0	0.000
FCY	0	0	0.000

BMCRC - MRO Championships 2021 - Rnd 3 @ Cadwell Park

EDlasia Formula 400 & Blue Haze GP

RACE 1 - STATISTICS

CLASS :

8 Starters

Fastest Lap History

NO	NAME	LAP TIME	TIME OF DAY	LAP	VEHICLE
4	James SEATH	1:49.224	11:43:19.066	1	Kawasaki ZXR400 L9
4	James SEATH	1:42.913	11:45:01.979	2	Kawasaki ZXR400 L9
4	James SEATH	1:42.888	11:46:44.866	3	Kawasaki ZXR400 L9
4	James SEATH	1:42.767	11:48:27.634	4	Kawasaki ZXR400 L9

Leader History

NO	NAME	FROM LAP	LAPS LED	DISTANCE	VEHICLE
4	James SEATH	1	7	15.26 miles	Kawasaki ZXR400 L9

BMCRC - MRO Championships 2021 - Rnd 3 @ Cadwell Park

EDlasia Formula 400 & Blue Haze GP

RACE 1 - STATISTICS

CLASS : R

2 Starters

Fastest Lap History

NO	NAME	LAP TIME	TIME OF DAY	LAP	VEHICLE
75	Aaron LILLY	1:59.394	11:43:29.250	1	Yamaha R3
75	Aaron LILLY	1:53.928	11:45:23.179	2	Yamaha R3
32	Conor MURRAY	1:53.648	11:45:26.583	2	Kawasaki NINJA300
32	Conor MURRAY	1:52.719	11:49:13.325	4	Kawasaki NINJA300
32	Conor MURRAY	1:52.445	11:51:05.771	5	Kawasaki NINJA300

Leader History

NO	NAME	FROM LAP	LAPS LED	DISTANCE	VEHICLE
75	Aaron LILLY	1	4	8.72 miles	Yamaha R3
32	Conor MURRAY	5	2	4.36 miles	Kawasaki NINJA300
75	Aaron LILLY	7	1	2.18 miles	Yamaha R3

BMCRC - MRO Championships 2021 - Rnd 3 @ Cadwell Park

EDlasia Formula 400 & Blue Haze GP

RACE 1 - STATISTICS

CLASS : S

5 Starters

Fastest Lap History

NO	NAME	LAP TIME	TIME OF DAY	LAP	VEHICLE
351	Sam DIGBY-BAKER	1:54.362	11:43:24.206	1	Kawasaki ZXR400
30	Alan COOPER	1:46.255	11:45:10.640	2	Yamaha TZR250

Leader History

NO	NAME	FROM LAP	LAPS LED	DISTANCE	VEHICLE
351	Sam DIGBY-BAKER	1	1	2.18 miles	Kawasaki ZXR400
30	Alan COOPER	2	1	2.18 miles	Yamaha TZR250
351	Sam DIGBY-BAKER	3	5	10.90 miles	Kawasaki ZXR400

BMCRC - MRO Championships 2021 - Rnd 3 @ Cadwell Park

EDlasia Formula 400 & Blue Haze GP

RACE 1 - STATISTICS

CLASS : GP

14 Starters

Fastest Lap History

NO	NAME	LAP TIME	TIME OF DAY	LAP	VEHICLE
117	Stuart HALL	2:19.083	11:43:48.908	1	Yamaha TZ250
51	Kevin WHOLEY	1:41.613	11:45:31.128	2	Yamaha TZ 250
117	Stuart HALL	1:41.247	11:47:12.330	3	Yamaha TZ250
117	Stuart HALL	1:40.901	11:48:53.231	4	Yamaha TZ250
117	Stuart HALL	1:39.807	11:50:33.037	5	Yamaha TZ250

Leader History

NO	NAME	FROM LAP	LAPS LED	DISTANCE	VEHICLE
117	Stuart HALL	1	1	2.18 miles	Yamaha TZ250
51	Kevin WHOLEY	2	1	2.18 miles	Yamaha TZ 250
117	Stuart HALL	3	5	10.90 miles	Yamaha TZ250

BMCRC - MRO Championships 2021 - Rnd 3 @ Cadwell Park

EDlasia Formula 400 & Blue Haze GP

RACE 1 - STATISTICS

CLASS : S/R

1 Starters

Fastest Lap History

NO	NAME	LAP TIME	TIME OF DAY	LAP	VEHICLE
17	Dan MILES	2:05.477	11:43:35.306	1	Yamaha TZR250
17	Dan MILES	2:00.054	11:45:35.359	2	Yamaha TZR250
17	Dan MILES	1:59.493	11:49:37.782	4	Yamaha TZR250

Leader History

NO	NAME	FROM LAP	LAPS LED	DISTANCE	VEHICLE
17	Dan MILES	1	6	13.08 miles	Yamaha TZR250

BMCRC - MRO Championships 2021 - Rnd 3 @ Cadwell Park



EDlasia Formula 400 & Blue Haze GP



RACE 11 - GRID (7 Laps)

ROW 12	34	1	Phil ATKINSON	2:24.324	35	12	Adrian MARTIN
ROW 11	31	88	George PRINOS	1:56.539	32	147	John HANNAFORD
ROW 10	28	92	Jordan WAINWRIGHT	1:47.544	29	551	Jack WORTH
ROW 9	25	3	Tom BARRETT	1:45.722	26	132	Paul WHITING
ROW 8	22	117	Stuart HALL	1:39.807	23	51	Kevin WHOLEY
ROW 7	19				20		
ROW 6	16	17	Dan MILES	1:59.493	17	73	Colvin TURNER
ROW 5	13	75	Aaron LILLY	1:53.549	14	97	Nicholas TAIG
ROW 4	10	41	Marcus TATCHELL	1:50.247	11	52	Mark NERLICH
ROW 3	7	91	Kevin NEAL	1:47.965	8	222	Matthew EPPS
ROW 2	4	47	Allan CLARK	1:46.618	5	351	Sam DIGBY-BAKER
ROW 1	1	4	James SEATH	1:42.767	2	85	James ROBINSON
					3	30	Alan COOPER

Pole

Cadwell Park

Circuit Length = 2.1800 miles

These results are provisional until the conclusion of any judicial and technical matters.

Clerk Of Course :	Stewards :	Timekeeper : Sarah Evans
-------------------	------------	--------------------------

Results can be found at www.tsl-timing.com

Printed - 12:02 Saturday, 26 June 2021



BMCRC - MRO Championships 2021 - Rnd 3 @ Cadwell Park



EDlasia Formula 400 & Blue Haze GP



RACE 11 - CLASSIFICATION

POS	NO	CL	PIC NAME	ENTRY	LAPS	TIME	GAP	DIFF	MPH	BEST	ON
1	4		1 James SEATH	Kawasaki ZXR400 L9 - Ovenden Earthmoving	7	12:12.915			74.95	1:43.586	3
2	41*		2 Marcus TATCHELL	Honda VFR400 - Tatchell Motors	7	12:32.560	19.645	19.645	72.99	1:43.961	6
3	117	GP	1 Stuart HALL	Yamaha TZ250 -	7	12:33.493	20.578	0.933	72.90	1:40.370	3
4	51	GP	2 Kevin WHOLEY	Yamaha TZ 250 - Twistgrip Motorcycles	7	12:34.533	21.618	1.040	72.80	1:40.858	7
5	85		3 James ROBINSON	Kawasaki ZXR400 - claire palastanga ceramics	7	12:39.218	26.303	4.685	72.35	1:46.882	7
6	30	S	1 Alan COOPER	Yamaha TZR250 - twistgrip motorcycles	7	12:40.561	27.646	1.343	72.23	1:46.444	7
7	351	S	2 Sam DIGBY-BAKER	Kawasaki ZXR400 -	7	12:41.045	28.130	0.484	72.18	1:46.676	5
8	38		4 Peter GIBSON	Honda VFR400 -	7	12:46.291	33.376	5.246	71.69	1:47.399	6
9	22	GP	3 Rik BALLERINI	Yamaha TZ250 - SCLS LTD, GECKO RACING, CA	7	12:59.674	46.759	13.383	70.46	1:43.599	6
10	27	S	3 Richard HAYWARD	Yamaha TZR - Hazel Motors/ Gforce	7	13:02.429	49.514	2.755	70.21	1:49.677	3
11	222	S	4 Matthew EPPS	Kawasaki ZXR400 - M.E Vehicle Repairs	7	13:04.914	51.999	2.485	69.99	1:50.421	5
12	3	GP	4 Tom BARRETT	Honda RS250 - The Two Stroke Workshop	7	13:06.545	53.630	1.631	69.84	1:45.109	3
13	75	R	1 Aaron LILLY	Yamaha R3 - AL Graphics	7	13:18.073	1:05.158	11.528	68.83	1:51.745	6
14	32	R	2 Conor MURRAY	Kawasaki NINJA300 -	7	13:19.456	1:06.541	1.383	68.71	1:51.811	6
15	551	GP	5 Jack WORTH	Honda RS 125 - Ds racing	7	13:30.914	1:17.999	11.458	67.74	1:47.785	5
16	132	GP	6 Paul WHITING	Yamaha TZ250T - John Whiting	7	13:33.116	1:20.201	2.202	67.56	1:48.470	5
17	92	GP	7 Jordan WAINWRIGHT	Yamaha TZ250T -	7	13:41.304	1:28.389	8.188	66.88	1:48.947	3
18	97	S	5 Nicholas TAIG	Honda VFR400 NC30 - RST, Bell Helmets UK	7	13:55.051	1:42.136	13.747	65.78	1:56.481	2
19	21	GP	8 Stuart THURTLIE	Yamaha TZ250B 3YL - TeamTortoise Racing	7	13:58.755	1:45.840	3.704	65.49	1:51.425	6
20	96		5 Giovanni BELIOSSI	Kawasaki NINJA300 - ASR Accident Storage Recov	7	14:03.021	1:50.106	4.266	65.16	1:58.000	7
21	147	GP	9 John HANNAFORD	Yamaha TZ350D -	6	12:30.311	1 Lap	1 Lap	62.75	1:56.228	4
22	88	GP	10 George PRINOS	Yamaha TZ250 - KAPPA PLANNING LTD	6	12:33.683	1 Lap	3.372	62.47	1:56.825	6
23	174	GP	11 David BOWLER	Yamaha TZ 250 4DP -	6	12:58.937	1 Lap	25.254	60.45	2:00.069	4

NOT CLASSIFIED

DNF	47		Allan CLARK	Kawasaki ZXR400 - A Clark & Sons Builders	6	10:53.568	1 Lap		72.04	1:47.098	6
DNF	12	GP	Adrian MARTIN	Yamaha TZ250 - Strategic business development &	4	8:05.041	3 Laps	2 Laps	64.72	1:48.335	2
DNF	52*		Mark NERLICH	Yamaha FZR -	3	5:58.277	4 Laps	1 Lap	65.71	1:52.489	2
DNF	73	R	Colvin TURNER	Yamaha TZR250 -	1	2:10.270	6 Laps	2 Laps	60.24	2:10.270	1
DNF	91		Kevin NEAL	Kawasaki ZXR400 -	0						
DNF	79	GP	Jason BURRILL	Yamaha TZ250 5KE -	0						
DNF	1	GP	Phil ATKINSON	Yamaha TZ350 - Rose mot centre	0						
NS	17	S/R	Dan MILES	Yamaha TZR250 -	0						

FASTEST LAP

117	GP	Stuart HALL	Yamaha TZ250 -	3	1:40.370	78.19 mph	125.83 kph
4		James SEATH	Kawasaki ZXR400 L9 - Ovenden Earthmoving	3	1:43.586	75.76 mph	121.92 kph
30	S	Alan COOPER	Yamaha TZR250 - twistgrip motorcycles	7	1:46.444	73.72 mph	118.65 kph
75	R	Aaron LILLY	Yamaha R3 - AL Graphics	6	1:51.745	70.23 mph	113.02 kph

Bikes 41 & 52 - 10 second penalty - Jump start

Class - 92.5% of Race Speed = 69.32 mph

Class GP - 92.5% of Race Speed = 67.43 mph

Class S - 92.5% of Race Speed = 66.81 mph

Class R - 92.5% of Race Speed = 63.66 mph

Cadwell Park: 2.1800 miles

Race Distance: 7 Laps / 15.26 miles

Start: 15:39 Flag 15:51 End: 15:53

Weather / Track : Cloudy / Dry

These results are provisional until the conclusion of any judicial and technical matters.

Clerk Of Course :	Stewards :	Timekeeper : Sarah Evans
-------------------	------------	--------------------------

Results can be found at www.tsl-timing.com

Printed - 15:55 Saturday, 26 June 2021



BMCRC - MRO Championships 2021 - Rnd 3 @ Cadwell Park

EDlasia Formula 400 & Blue Haze GP

RACE 11 - LAP CHART

LAP 1 @ 15:40:53.812

NO	BEHIND	LAP TIME
4		1:48.327
85	4.319	1:52.646
41	5.082	1:53.409
351	5.135	1:53.462
47	6.307	1:54.634
30	6.463	1:54.790
222	9.231	1:57.558
38	9.636	1:57.963
27	10.336	1:58.663
52	11.786	2:00.113
75	13.090	2:01.417
32	13.689	2:02.016
97	16.692	2:05.019
96	18.010	2:06.337
73	21.943	2:10.270
51	38.855	2:27.182
117	39.458	2:27.785
22	41.781	2:30.108
3	43.326	2:31.653
132	48.654	2:36.981
551	48.846	2:37.173
12	50.862	2:39.189
92	53.797	2:42.124
21	54.399	2:42.726
147	58.332	2:46.659
88	59.511	2:47.838
174	1:03.375	2:51.702

LAP 2 @ 15:42:37.526

NO	BEHIND	LAP TIME
4		1:43.714
41	7.830	1:46.462
85	8.710	1:48.105
351	9.836	1:48.415
30	10.010	1:47.261
47	10.980	1:48.387
38	14.473	1:48.551
222	16.807	1:51.290
27	17.181	1:50.559
52	20.561	1:52.489
75	21.296	1:51.920
32	21.922	1:51.947
97	29.459	1:56.481
96	33.787	1:59.491
51	36.209	1:41.068
117	36.268	1:40.524
22	42.144	1:44.077
3	46.041	1:46.429
551	54.247	1:49.115
132	55.316	1:50.376
12	55.483	1:48.335
92	1:01.136	1:51.053
21	1:04.170	1:53.485
147	1:11.998	1:57.380
88	1:14.029	1:58.232
174	1:23.398	2:03.737

LAP 3 @ 15:44:21.112

NO	BEHIND	LAP TIME
4		1:43.586
41	8.965	1:44.721

85	13.478	1:48.354
351	14.252	1:48.002
30	14.406	1:47.982
47	14.975	1:47.581
38	19.462	1:48.575
27	23.272	1:49.677
222	24.386	1:51.165
75	30.776	1:53.066
32	31.382	1:53.046
52	32.650	1:55.675
117	33.052	1:40.370
51	34.052	1:41.429
97	42.873	1:57.000
22	43.726	1:45.168
3	47.564	1:45.109
96	51.207	2:01.006
551	1:00.060	1:49.399
12	1:00.384	1:48.487
132	1:01.439	1:49.709
92	1:06.497	1:48.947
21	1:13.148	1:52.564
147	1:25.075	1:56.663
88	1:27.567	1:57.124
174	1:41.053	2:01.241

LAP 4 @ 15:46:04.901

NO	BEHIND	LAP TIME
4		1:43.789
41	9.176	1:44.000
85	18.019	1:48.330
351	18.708	1:48.245
30	18.863	1:48.246
47	19.275	1:48.089
38	24.013	1:48.340
27	29.837	1:50.354
117	31.168	1:41.905
51	31.440	1:41.177
222	31.506	1:50.909
75	41.198	1:54.211
32	41.463	1:53.870
22	46.158	1:46.221
3	48.954	1:45.179
97	56.761	1:57.677
12	1:05.625	1:49.030
551	1:06.247	1:49.976
96	1:06.644	1:59.226
132	1:07.364	1:49.714
92	1:11.777	1:49.069
21	1:23.020	1:53.661
147	1:37.514	1:56.228
88	1:40.611	1:56.833

LAP 5 @ 15:47:48.884

NO	BEHIND	LAP TIME
4		1:43.983
41	9.976	1:44.783
174	1 Lap	2:00.069
351	21.401	1:46.676
85	22.034	1:47.998
47	23.071	1:47.779
30	23.451	1:48.571
38	27.601	1:47.571
117	28.168	1:40.983
51	29.215	1:41.758

27	35.967	1:50.113
222	37.944	1:50.421
22	47.397	1:45.222
75	49.801	1:52.586
3	50.173	1:45.202
32	50.495	1:53.015
551	1:10.049	1:47.785
97	1:10.225	1:57.447
132	1:11.851	1:48.470
92	1:18.333	1:50.539
96	1:22.637	1:59.976
21	1:31.505	1:52.468

LAP 6 @ 15:49:34.059

NO	BEHIND	LAP TIME
4		1:45.175
147	1 Lap	1:56.755
88	1 Lap	1:56.831
41	8.762	1:43.961
85	23.762	1:46.903
117	24.337	1:41.344
351	24.698	1:48.472
47	24.994	1:47.098
51	25.101	1:41.061
30	25.543	1:47.267
174	1 Lap	2:01.516
38	29.825	1:47.399
27	41.075	1:50.283
222	44.693	1:51.924
22	45.821	1:43.599
3	50.705	1:45.707
75	56.371	1:51.745
32	57.131	1:51.811
551	1:13.635	1:48.761
132	1:15.500	1:48.824
92	1:22.632	1:49.474
97	1:23.725	1:58.675
96	1:36.447	1:58.985
21	1:37.755	1:51.425

LAP 7 @ 15:51:18.400

NO	BEHIND	LAP TIME
4		1:44.341
41	9.645	1:45.224
147	1 Lap	1:56.626
117	20.578	1:40.582
88	1 Lap	1:56.825
51	21.618	1:40.858
85	26.303	1:46.882
30	27.646	1:46.444
351	28.130	1:47.773
38	33.376	1:47.892
174	1 Lap	2:00.672
22	46.759	1:45.279
27	49.514	1:52.780
222	51.999	1:51.647
3	53.630	1:47.266
75	1:05.158	1:53.128
32	1:06.541	1:53.751
551	1:17.999	1:48.705
132	1:20.201	1:49.042
92	1:28.389	1:50.098
97	1:42.136	2:02.752
21	1:45.840	1:52.426

96 1:50.106 1:58.000

Weather / Track : Cloudy / Dry

Results can be found at www.tsl-timing.com

Cadwell Park
Circuit Length = 2.1800 miles
Start: 15:39 Flag 15:51 End: 15:53

Printed - 15:56 Saturday, 26 June 2021

BMCR - MRO Championships 2021 - Rnd 3 @ Cadwell Park

EDlasia Formula 400 & Blue Haze GP

RACE 11 - SECTOR ANALYSIS



SECTOR 1 = FL to I1, SECTOR 2 = I1 to FL, DIFF = Difference To Personal Best Lap, P = Crossed Finish Line in Pit Lane, D = Time Disallowed

P1 4 James SEATH		Kawasaki ZXR400 L9 - Ovenden Earthmoving				
IDEAL LAP TIME : 1:43.532		BEST LAP TIME : 1:43.586		DIFFERENCE : 0.054		
LAP	SECTOR 1	SECTOR 2	LAP TIME	MPH	DIFF	TIME OF DAY
1 -		43.437	1:48.327	72.44	4.741	15:40:53.812
2 -	1:00.095	43.619	1:43.714 (2)	75.67	0.128	15:42:37.526
3 -	1:00.147	43.439	1:43.586 (1)	75.76		15:44:21.112
4 -	1:00.292	43.497	1:43.789 (3)	75.61	0.203	15:46:04.901
5 -	1:00.530	43.453	1:43.983	75.47	0.397	15:47:48.884
6 -	1:01.277	43.898	1:45.175	74.61	1.589	15:49:34.059
7 -	1:00.419	43.922	1:44.341	75.21	0.755	15:51:18.400

P2 41 Marcus TATCHELL		Honda VFR400 - Tatchell Motors				
IDEAL LAP TIME : 1:43.890		BEST LAP TIME : 1:43.961		DIFFERENCE : 0.071		
LAP	SECTOR 1	SECTOR 2	LAP TIME	MPH	DIFF	TIME OF DAY
1 -		44.033	1:53.409	69.20	9.448	15:40:58.894
2 -	1:01.412	45.050	1:46.462	73.71	2.501	15:42:45.356
3 -	1:00.866	43.855	1:44.721 (3)	74.94	0.760	15:44:30.077
4 -	1:00.158	43.842	1:44.000 (2)	75.46	0.039	15:46:14.077
5 -	1:00.256	44.527	1:44.783	74.89	0.822	15:47:58.860
6 -	1:00.048	43.913	1:43.961 (1)	75.49		15:49:42.821
7 -	1:01.088	44.136	1:45.224	74.58	1.263	15:51:28.045

P3 117 GP Stuart HALL		Yamaha TZ250 -				
IDEAL LAP TIME : 1:39.735		BEST LAP TIME : 1:40.370		DIFFERENCE : 0.635		
LAP	SECTOR 1	SECTOR 2	LAP TIME	MPH	DIFF	TIME OF DAY
1 -		42.464	2:27.785	53.10	47.415	15:41:33.270
2 -	58.659	41.865	1:40.524 (2)	78.07	0.154	15:43:13.794
3 -	58.727	41.643	1:40.370 (1)	78.19		15:44:54.164
4 -	58.935	42.970	1:41.905	77.01	1.535	15:46:36.069
5 -	59.204	41.779	1:40.983	77.71	0.613	15:48:17.052
6 -	58.092	43.252	1:41.344	77.43	0.974	15:49:58.396
7 -	58.630	41.952	1:40.582 (3)	78.02	0.212	15:51:38.978

P4 51 GP Kevin WHOLEY		Yamaha TZ 250 - Twistgrip Motorcycles				
IDEAL LAP TIME : 1:40.269		BEST LAP TIME : 1:40.858		DIFFERENCE : 0.589		
LAP	SECTOR 1	SECTOR 2	LAP TIME	MPH	DIFF	TIME OF DAY
1 -		42.776	2:27.182	53.32	46.324	15:41:32.667
2 -	58.549	42.519	1:41.068 (3)	77.65	0.210	15:43:13.735
3 -	59.480	41.949	1:41.429	77.37	0.571	15:44:55.164
4 -	58.324	42.853	1:41.177	77.56	0.319	15:46:36.341
5 -	59.358	42.400	1:41.758	77.12	0.900	15:48:18.099
6 -	58.320	42.741	1:41.061 (2)	77.65	0.203	15:49:59.160
7 -	58.533	42.325	1:40.858 (1)	77.81		15:51:40.018

P5 85 James ROBINSON		Kawasaki ZXR400 - claire palastanga ceramics				
IDEAL LAP TIME : 1:46.088		BEST LAP TIME : 1:46.882		DIFFERENCE : 0.794		
LAP	SECTOR 1	SECTOR 2	LAP TIME	MPH	DIFF	TIME OF DAY
1 -		45.779	1:52.646	69.66	5.764	15:40:58.131
2 -	1:02.013	46.092	1:48.105	72.59	1.223	15:42:46.236
3 -	1:02.802	45.552	1:48.354	72.42	1.472	15:44:34.590
4 -	1:02.571	45.759	1:48.330	72.44	1.448	15:46:22.920
5 -	1:03.159	44.839	1:47.998 (3)	72.66	1.116	15:48:10.918
6 -	1:01.249	45.654	1:46.903 (2)	73.41	0.021	15:49:57.821
7 -	1:01.660	45.222	1:46.882 (1)	73.42		15:51:44.703

Weather / Track : Cloudy / Dry

Cadwell Park
Circuit Length = 2.1800 miles
Start: 15:39 Flag 15:51 End: 15:53

BMCRC - MRO Championships 2021 - Rnd 3 @ Cadwell Park

EDlasia Formula 400 & Blue Haze GP

RACE 11 - SECTOR ANALYSIS



SECTOR 1 = FL to I1, SECTOR 2 = I1 to FL, DIFF = Difference To Personal Best Lap, P = Crossed Finish Line in Pit Lane, D = Time Disallowed

P6 30 S		Alan COOPER		Yamaha TZR250 - twistgrip motorcycles		
IDEAL LAP TIME : 1:45.636		BEST LAP TIME : 1:46.444		DIFFERENCE : 0.808		
LAP	SECTOR 1	SECTOR 2	LAP TIME	MPH	DIFF	TIME OF DAY
1 -		45.174	1:54.790	68.36	8.346	15:41:00.275
2 -	1:02.168	45.093	1:47.261 (2)	73.16	0.817	15:42:47.536
3 -	1:02.360	45.622	1:47.982	72.67	1.538	15:44:35.518
4 -	1:02.174	46.072	1:48.246	72.50	1.802	15:46:23.764
5 -	1:02.556	46.015	1:48.571	72.28	2.127	15:48:12.335
6 -	1:00.980	46.287	1:47.267 (3)	73.16	0.823	15:49:59.602
7 -	1:00.543	45.901	1:46.444 (1)	73.72		15:51:46.046

P7 351 S		Sam DIGBY-BAKER		Kawasaki ZXR400 -		
IDEAL LAP TIME : 1:46.666		BEST LAP TIME : 1:46.676		DIFFERENCE : 0.010		
LAP	SECTOR 1	SECTOR 2	LAP TIME	MPH	DIFF	TIME OF DAY
1 -		45.350	1:53.462	69.16	6.786	15:40:58.947
2 -	1:02.951	45.464	1:48.415	72.38	1.739	15:42:47.362
3 -	1:02.259	45.743	1:48.002 (3)	72.66	1.326	15:44:35.364
4 -	1:02.085	46.160	1:48.245	72.50	1.569	15:46:23.609
5 -	1:01.988	44.688	1:46.676 (1)	73.56		15:48:10.285
6 -	1:02.249	46.223	1:48.472	72.35	1.796	15:49:58.757
7 -	1:01.978	45.795	1:47.773 (2)	72.82	1.097	15:51:46.530

P8 38		Peter GIBSON		Honda VFR400 -		
IDEAL LAP TIME : 1:47.143		BEST LAP TIME : 1:47.399		DIFFERENCE : 0.256		
LAP	SECTOR 1	SECTOR 2	LAP TIME	MPH	DIFF	TIME OF DAY
1 -		46.977	1:57.963	66.52	10.564	15:41:03.448
2 -	1:03.040	45.511	1:48.551	72.29	1.152	15:42:51.999
3 -	1:03.171	45.404	1:48.575	72.28	1.176	15:44:40.574
4 -	1:02.788	45.552	1:48.340	72.43	0.941	15:46:28.914
5 -	1:02.624	44.947	1:47.571 (2)	72.95	0.172	15:48:16.485
6 -	1:02.196	45.203	1:47.399 (1)	73.07		15:50:03.884
7 -	1:02.548	45.344	1:47.892 (3)	72.74	0.493	15:51:51.776

P9 22 GP		Rik BALLERINI		Yamaha TZR250 - SCLS LTD, GECKO RACING, CAMBRIDGE M		
IDEAL LAP TIME : 1:43.599		BEST LAP TIME : 1:43.599		DIFFERENCE : 0.000		
LAP	SECTOR 1	SECTOR 2	LAP TIME	MPH	DIFF	TIME OF DAY
1 -		44.925	2:30.108	52.28	46.509	15:41:35.593
2 -	59.757	44.320	1:44.077 (2)	75.40	0.478	15:43:19.670
3 -	1:00.631	44.537	1:45.168 (3)	74.62	1.569	15:45:04.838
4 -	1:01.490	44.731	1:46.221	73.88	2.622	15:46:51.059
5 -	1:00.375	44.847	1:45.222	74.58	1.623	15:48:36.281
6 -	59.485	44.114	1:43.599 (1)	75.75		15:50:19.880
7 -	1:00.291	44.988	1:45.279	74.54	1.680	15:52:05.159

P10 27 S		Richard HAYWARD		Yamaha TZR - Hazel Motors/ Gforce		
IDEAL LAP TIME : 1:49.544		BEST LAP TIME : 1:49.677		DIFFERENCE : 0.133		
LAP	SECTOR 1	SECTOR 2	LAP TIME	MPH	DIFF	TIME OF DAY
1 -		46.583	1:58.663	66.13	8.986	15:41:04.148
2 -	1:04.021	46.538	1:50.559	70.98	0.882	15:42:54.707
3 -	1:03.747	45.930	1:49.677 (1)	71.55		15:44:44.384
4 -	1:04.302	46.052	1:50.354	71.11	0.677	15:46:34.738
5 -	1:04.157	45.956	1:50.113 (2)	71.27	0.436	15:48:24.851
6 -	1:04.486	45.797	1:50.283 (3)	71.16	0.606	15:50:15.134
7 -	1:04.299	48.481	1:52.780	69.58	3.103	15:52:07.914

Weather / Track : Cloudy / Dry

Cadwell Park
Circuit Length = 2.1800 miles
Start: 15:39 Flag 15:51 End: 15:53

BMCRC - MRO Championships 2021 - Rnd 3 @ Cadwell Park

EDlasia Formula 400 & Blue Haze GP

RACE 11 - SECTOR ANALYSIS



SECTOR 1 = FL to I1, SECTOR 2 = I1 to FL, DIFF = Difference To Personal Best Lap, P = Crossed Finish Line in Pit Lane, D = Time Disallowed

P11 222 S		Matthew EPPS		Kawasaki ZXR400 - M.E Vehicle Repairs		
IDEAL LAP TIME : 1:50.421		BEST LAP TIME : 1:50.421		DIFFERENCE : 0.000		
LAP	SECTOR 1	SECTOR 2	LAP TIME	MPH	DIFF	TIME OF DAY
1 -		46.816	1:57.558	66.75	7.137	15:41:03.043
2 -	1:04.980	46.310	1:51.290	70.51	0.869	15:42:54.333
3 -	1:04.924	46.241	1:51.165 (3)	70.59	0.744	15:44:45.498
4 -	1:04.559	46.350	1:50.909 (2)	70.76	0.488	15:46:36.407
5 -	1:04.340	46.081	1:50.421 (1)	71.07		15:48:26.828
6 -	1:05.134	46.790	1:51.924	70.11	1.503	15:50:18.752
7 -	1:04.531	47.116	1:51.647	70.29	1.226	15:52:10.399

P12 3 GP		Tom BARRETT		Honda RS250 - The Two Stroke Workshop		
IDEAL LAP TIME : 1:44.523		BEST LAP TIME : 1:45.109		DIFFERENCE : 0.586		
LAP	SECTOR 1	SECTOR 2	LAP TIME	MPH	DIFF	TIME OF DAY
1 -		45.434	2:31.653	51.74	46.544	15:41:37.138
2 -	59.955	46.474	1:46.429	73.73	1.320	15:43:23.567
3 -	59.458	45.651	1:45.109 (1)	74.66		15:45:08.676
4 -	1:00.114	45.065	1:45.179 (2)	74.61	0.070	15:46:53.855
5 -	1:00.070	45.132	1:45.202 (3)	74.59	0.093	15:48:39.057
6 -	1:00.455	45.252	1:45.707	74.24	0.598	15:50:24.764
7 -	1:00.572	46.694	1:47.266	73.16	2.157	15:52:12.030

P13 75 R		Aaron LILLY		Yamaha R3 - AL Graphics		
IDEAL LAP TIME : 1:51.504		BEST LAP TIME : 1:51.745		DIFFERENCE : 0.241		
LAP	SECTOR 1	SECTOR 2	LAP TIME	MPH	DIFF	TIME OF DAY
1 -		48.110	2:01.417	64.63	9.672	15:41:06.902
2 -	1:05.308	46.612	1:51.920 (2)	70.12	0.175	15:42:58.822
3 -	1:06.086	46.980	1:53.066	69.41	1.321	15:44:51.888
4 -	1:05.862	48.349	1:54.211	68.71	2.466	15:46:46.099
5 -	1:06.250	46.336	1:52.586 (3)	69.70	0.841	15:48:38.685
6 -	1:05.549	46.196	1:51.745 (1)	70.23		15:50:30.430
7 -	1:05.824	47.304	1:53.128	69.37	1.383	15:52:23.558

P14 32 R		Conor MURRAY		Kawasaki NINJA300 -		
IDEAL LAP TIME : 1:51.578		BEST LAP TIME : 1:51.811		DIFFERENCE : 0.233		
LAP	SECTOR 1	SECTOR 2	LAP TIME	MPH	DIFF	TIME OF DAY
1 -		48.210	2:02.016	64.31	10.205	15:41:07.501
2 -	1:05.110	46.837	1:51.947 (2)	70.10	0.136	15:42:59.448
3 -	1:06.022	47.024	1:53.046	69.42	1.235	15:44:52.494
4 -	1:05.787	48.083	1:53.870	68.92	2.059	15:46:46.364
5 -	1:06.443	46.572	1:53.015 (3)	69.44	1.204	15:48:39.379
6 -	1:05.343	46.468	1:51.811 (1)	70.19		15:50:31.190
7 -	1:05.465	48.286	1:53.751	68.99	1.940	15:52:24.941

P15 551 GP		Jack WORTH		Honda RS 125 - Ds racing		
IDEAL LAP TIME : 1:47.785		BEST LAP TIME : 1:47.785		DIFFERENCE : 0.000		
LAP	SECTOR 1	SECTOR 2	LAP TIME	MPH	DIFF	TIME OF DAY
1 -		46.855	2:37.173	49.93	49.388	15:41:42.658
2 -	1:03.276	45.839	1:49.115	71.92	1.330	15:43:31.773
3 -	1:03.747	45.652	1:49.399	71.73	1.614	15:45:21.172
4 -	1:03.792	46.184	1:49.976	71.36	2.191	15:47:11.148
5 -	1:02.444	45.341	1:47.785 (1)	72.81		15:48:58.933
6 -	1:03.141	45.620	1:48.761 (3)	72.15	0.976	15:50:47.694
7 -	1:03.212	45.493	1:48.705 (2)	72.19	0.920	15:52:36.399

Weather / Track : Cloudy / Dry

Cadwell Park
Circuit Length = 2.1800 miles
Start: 15:39 Flag 15:51 End: 15:53

BMCRC - MRO Championships 2021 - Rnd 3 @ Cadwell Park

EDlasia Formula 400 & Blue Haze GP

RACE 11 - SECTOR ANALYSIS



SECTOR 1 = FL to I1, SECTOR 2 = I1 to FL, DIFF = Difference To Personal Best Lap, P = Crossed Finish Line in Pit Lane, D = Time Disallowed

P16 132 GP		Paul WHITING		Yamaha TZ250T - John Whiting		
IDEAL LAP TIME : 1:48.233		BEST LAP TIME : 1:48.470		DIFFERENCE : 0.237		
LAP	SECTOR 1	SECTOR 2	LAP TIME	MPH	DIFF	TIME OF DAY
1 -		46.863	2:36.981	49.99	48.511	15:41:42.466
2 -	1:03.418	46.958	1:50.376	71.10	1.906	15:43:32.842
3 -	1:03.743	45.966	1:49.709	71.53	1.239	15:45:22.551
4 -	1:03.594	46.120	1:49.714	71.53	1.244	15:47:12.265
5 -	1:02.335	46.135	1:48.470 (1)	72.35		15:49:00.735
6 -	1:02.926	45.898	1:48.824 (2)	72.11	0.354	15:50:49.559
7 -	1:03.046	45.996	1:49.042 (3)	71.97	0.572	15:52:38.601

P17 92 GP		Jordan WAINWRIGHT		Yamaha TZ250T -		
IDEAL LAP TIME : 1:48.722		BEST LAP TIME : 1:48.947		DIFFERENCE : 0.225		
LAP	SECTOR 1	SECTOR 2	LAP TIME	MPH	DIFF	TIME OF DAY
1 -		48.291	2:42.124	48.40	53.177	15:41:47.609
2 -	1:04.733	46.320	1:51.053	70.66	2.106	15:43:38.662
3 -	1:03.553	45.394	1:48.947 (1)	72.03		15:45:27.609
4 -	1:03.506	45.563	1:49.069 (2)	71.95	0.122	15:47:16.678
5 -	1:04.158	46.381	1:50.539	70.99	1.592	15:49:07.217
6 -	1:03.328	46.146	1:49.474 (3)	71.68	0.527	15:50:56.691
7 -	1:03.500	46.598	1:50.098	71.28	1.151	15:52:46.789

P18 97 S		Nicholas TAIG		Honda VFR400 NC30 - RST, Bell Helmets UK		
IDEAL LAP TIME : 1:56.079		BEST LAP TIME : 1:56.481		DIFFERENCE : 0.402		
LAP	SECTOR 1	SECTOR 2	LAP TIME	MPH	DIFF	TIME OF DAY
1 -		49.178	2:05.019	62.77	8.538	15:41:10.504
2 -	1:07.873	48.608	1:56.481 (1)	67.37		15:43:06.985
3 -	1:08.658	48.342	1:57.000 (2)	67.07	0.519	15:45:03.985
4 -	1:08.414	49.263	1:57.677	66.69	1.196	15:47:01.662
5 -	1:07.740	49.707	1:57.447 (3)	66.82	0.966	15:48:59.109
6 -	1:07.737	50.938	1:58.675	66.13	2.194	15:50:57.784
7 -	1:08.834	53.918	2:02.752	63.93	6.271	15:53:00.536

P19 21 GP		Stuart THURTLÉ		Yamaha TZ250B 3YL - TeamTortoise Racing		
IDEAL LAP TIME : 1:51.425		BEST LAP TIME : 1:51.425		DIFFERENCE : 0.000		
LAP	SECTOR 1	SECTOR 2	LAP TIME	MPH	DIFF	TIME OF DAY
1 -		48.219	2:42.726	48.22	51.301	15:41:48.211
2 -	1:05.456	48.029	1:53.485	69.15	2.060	15:43:41.696
3 -	1:05.028	47.536	1:52.564	69.72	1.139	15:45:34.260
4 -	1:05.929	47.732	1:53.661	69.04	2.236	15:47:27.921
5 -	1:04.746	47.722	1:52.468 (3)	69.78	1.043	15:49:20.389
6 -	1:04.565	46.860	1:51.425 (1)	70.43		15:51:11.814
7 -	1:05.077	47.349	1:52.426 (2)	69.80	1.001	15:53:04.240

P20 96		Giovanni BELIOSSI		Kawasaki NINJA300 - ASR Accident Storage Recovery		
IDEAL LAP TIME : 1:58.000		BEST LAP TIME : 1:58.000		DIFFERENCE : 0.000		
LAP	SECTOR 1	SECTOR 2	LAP TIME	MPH	DIFF	TIME OF DAY
1 -		49.905	2:06.337	62.11	8.337	15:41:11.822
2 -	1:09.966	49.525	1:59.491	65.67	1.491	15:43:11.313
3 -	1:10.010	50.996	2:01.006	64.85	3.006	15:45:12.319
4 -	1:10.124	49.102	1:59.226 (3)	65.82	1.226	15:47:11.545
5 -	1:10.656	49.320	1:59.976	65.41	1.976	15:49:11.521
6 -	1:09.845	49.140	1:58.985 (2)	65.95	0.985	15:51:10.506
7 -	1:09.233	48.767	1:58.000 (1)	66.50		15:53:08.506

Weather / Track : Cloudy / Dry

Cadwell Park
Circuit Length = 2.1800 miles
Start: 15:39 Flag 15:51 End: 15:53

BMCRC - MRO Championships 2021 - Rnd 3 @ Cadwell Park

EDlasia Formula 400 & Blue Haze GP

RACE 11 - SECTOR ANALYSIS



SECTOR 1 = FL to I1, SECTOR 2 = I1 to FL, DIFF = Difference To Personal Best Lap, P = Crossed Finish Line in Pit Lane, D = Time Disallowed

P21 147 GP		John HANNAFORD		Yamaha TZ350D -		
IDEAL LAP TIME : 1:55.981		BEST LAP TIME : 1:56.228		DIFFERENCE : 0.247		
LAP	SECTOR 1	SECTOR 2	LAP TIME	MPH	DIFF	TIME OF DAY
1 -		48.687	2:46.659	47.09	50.431	15:41:52.144
2 -	1:08.694	48.686	1:57.380	66.86	1.152	15:43:49.524
3 -	1:08.088	48.575	1:56.663 (3)	67.27	0.435	15:45:46.187
4 -	1:07.951	48.277	1:56.228 (1)	67.52		15:47:42.415
5 -	1:07.704	49.051	1:56.755	67.21	0.527	15:49:39.170
6 -	1:08.260	48.366	1:56.626 (2)	67.29	0.398	15:51:35.796

P22 88 GP		George PRINOS		Yamaha TZ250 - KAPPA PLANNING LTD		
IDEAL LAP TIME : 1:56.298		BEST LAP TIME : 1:56.825		DIFFERENCE : 0.527		
LAP	SECTOR 1	SECTOR 2	LAP TIME	MPH	DIFF	TIME OF DAY
1 -		50.958	2:47.838	46.75	51.013	15:41:53.323
2 -	1:08.352	49.880	1:58.232	66.37	1.407	15:43:51.555
3 -	1:08.347	48.777	1:57.124	67.00	0.299	15:45:48.679
4 -	1:07.573	49.260	1:56.833 (3)	67.17	0.008	15:47:45.512
5 -	1:08.106	48.725	1:56.831 (2)	67.17	0.006	15:49:42.343
6 -	1:07.938	48.887	1:56.825 (1)	67.17		15:51:39.168

P23 174 GP		David BOWLER		Yamaha TZ 250 4DP -		
IDEAL LAP TIME : 1:59.308		BEST LAP TIME : 2:00.069		DIFFERENCE : 0.761		
LAP	SECTOR 1	SECTOR 2	LAP TIME	MPH	DIFF	TIME OF DAY
1 -		52.973	2:51.702	45.70	51.633	15:41:57.187
2 -	1:11.091	52.646	2:03.737	63.42	3.668	15:44:00.924
3 -	1:09.208	52.033	2:01.241 (3)	64.73	1.172	15:46:02.165
4 -	1:08.885	51.184	2:00.069 (1)	65.36		15:48:02.234
5 -	1:08.292	53.224	2:01.516	64.58	1.447	15:50:03.750
6 -	1:08.124	52.548	2:00.672 (2)	65.03	0.603	15:52:04.422

P24 47		Allan CLARK		Kawasaki ZXR400 - A Clark & Sons Builders		
IDEAL LAP TIME : 1:45.910		BEST LAP TIME : 1:47.098		DIFFERENCE : 1.188		
LAP	SECTOR 1	SECTOR 2	LAP TIME	MPH	DIFF	TIME OF DAY
1 -		45.425	1:54.634	68.46	7.536	15:41:00.119
2 -	1:02.137	46.250	1:48.387	72.40	1.289	15:42:48.506
3 -	1:02.370	45.211	1:47.581 (2)	72.95	0.483	15:44:36.087
4 -	1:01.987	46.102	1:48.089	72.60	0.991	15:46:24.176
5 -	1:02.577	45.202	1:47.779 (3)	72.81	0.681	15:48:11.955
6 -	1:01.082	46.016	1:47.098 (1)	73.27		15:49:59.053

P25 12 GP		Adrian MARTIN		Yamaha TZ250 - Strategic business development & support ltd		
IDEAL LAP TIME : 1:48.076		BEST LAP TIME : 1:48.335		DIFFERENCE : 0.259		
LAP	SECTOR 1	SECTOR 2	LAP TIME	MPH	DIFF	TIME OF DAY
1 -		46.770	2:39.189	49.30	50.854	15:41:44.674
2 -	1:02.608	45.727	1:48.335 (1)	72.44		15:43:33.009
3 -	1:03.019	45.468	1:48.487 (2)	72.34	0.152	15:45:21.496
4 -	1:02.865	46.165	1:49.030 (3)	71.98	0.695	15:47:10.526

P26 52		Mark NERLICH		Yamaha FZR -		
IDEAL LAP TIME : 1:51.874		BEST LAP TIME : 1:52.489		DIFFERENCE : 0.615		
LAP	SECTOR 1	SECTOR 2	LAP TIME	MPH	DIFF	TIME OF DAY
1 -		47.092	2:00.113 (3)	65.33	7.624	15:41:05.598
2 -	1:05.840	46.649	1:52.489 (1)	69.76		15:42:58.087
3 -	1:05.225	50.450	1:55.675 (2)	67.84	3.186	15:44:53.762

Weather / Track : Cloudy / Dry

Cadwell Park
Circuit Length = 2.1800 miles
Start: 15:39 Flag 15:51 End: 15:53

BMCRC - MRO Championships 2021 - Rnd 3 @ Cadwell Park

EDlasia Formula 400 & Blue Haze GP

RACE 11 - SECTOR ANALYSIS



SECTOR 1 = FL to I1, SECTOR 2 = I1 to FL, DIFF = Difference To Personal Best Lap, P = Crossed Finish Line in Pit Lane, D = Time Disallowed

P27	73 R	Colvin TURNER	Yamaha TZR250 -			
IDEAL LAP TIME : 2:12.343		BEST LAP TIME : 2:10.270	DIFFERENCE : -2.072			
LAP	SECTOR 1	SECTOR 2	LAP TIME	MPH	DIFF	TIME OF DAY
1 -		51.730	2:10.270 (1)	60.24		15:41:15.755

BMCRC - MRO Championships 2021 - Rnd 3 @ Cadwell Park

EDlasia Formula 400 & Blue Haze GP

RACE 11 - BEST SECTORS

SECTOR 1			SECTOR 2			IDEAL / BEST COMPARISON						
POS	NO	NAME	TIME	NO	NAME	TIME	POS	NO	NAME	IDEAL	BEST	DIFF
									PERFECT LAP	1:39.735		
1	117	HALL	58.092	117	HALL	41.643	1	117	HALL	1:39.735	1:40.370	0.635
2	51	WHOLEY	58.320	51	WHOLEY	41.949	2	51	WHOLEY	1:40.269	1:40.858	0.589
3	3	BARRETT	59.458	4	SEATH	43.437	3	4	SEATH	1:43.532	1:43.586	0.054
4	22	BALLERINI	59.485	41	TATCHELL	43.842	4	22	BALLERINI	1:43.599	1:43.599	0.000
5	41	TATCHELL	1:00.048	22	BALLERINI	44.114	5	41	TATCHELL	1:43.890	1:43.961	0.071
6	4	SEATH	1:00.095	351	DIGBY-BAKER	44.688	6	3	BARRETT	1:44.523	1:45.109	0.586
7	30	COOPER	1:00.543	85	ROBINSON	44.839	7	30	COOPER	1:45.636	1:46.444	0.808
8	47	CLARK	1:00.708	38	GIBSON	44.947	8	47	CLARK	1:45.910	1:47.098	1.188
9	85	ROBINSON	1:01.249	3	BARRETT	45.065	9	85	ROBINSON	1:46.088	1:46.882	0.794
10	351	DIGBY-BAKER	1:01.978	30	COOPER	45.093	10	351	DIGBY-BAKER	1:46.666	1:46.676	0.010
11	38	GIBSON	1:02.196	47	CLARK	45.202	11	38	GIBSON	1:47.143	1:47.399	0.256
12	132	WHITING	1:02.335	551	WORTH	45.341	12	551	WORTH	1:47.785	1:47.785	0.000
13	551	WORTH	1:02.444	92	WAINWRIGHT	45.394	13	12	MARTIN	1:48.076	1:48.335	0.259
14	12	MARTIN	1:02.608	12	MARTIN	45.468	14	132	WHITING	1:48.233	1:48.470	0.237
15	92	WAINWRIGHT	1:03.328	27	HAYWARD	45.797	15	92	WAINWRIGHT	1:48.722	1:48.947	0.225
16	27	HAYWARD	1:03.747	132	WHITING	45.898	16	27	HAYWARD	1:49.544	1:49.677	0.133
17	222	EPPS	1:04.340	222	EPPS	46.081	17	222	EPPS	1:50.421	1:50.421	0.000
18	21	THURTL	1:04.565	75	LILLY	46.196	18	21	THURTL	1:51.425	1:51.425	0.000
19	32	MURRAY	1:05.110	32	MURRAY	46.468	19	75	LILLY	1:51.504	1:51.745	0.241
20	52	NERLICH	1:05.225	52	NERLICH	46.649	20	32	MURRAY	1:51.578	1:51.811	0.233
21	75	LILLY	1:05.308	21	THURTL	46.860	21	52	NERLICH	1:51.874	1:52.489	0.615
22	88	PRINOS	1:07.573	147	HANNAFORD	48.277	22	147	HANNAFORD	1:55.981	1:56.228	0.247
23	147	HANNAFORD	1:07.704	97	TAIG	48.342	23	97	TAIG	1:56.079	1:56.481	0.402
24	97	TAIG	1:07.737	88	PRINOS	48.725	24	88	PRINOS	1:56.298	1:56.825	0.527
25	174	BOWLER	1:08.124	96	BELIOSSI	48.767	25	96	BELIOSSI	1:58.000	1:58.000	0.000
26	96	BELIOSSI	1:09.233	174	BOWLER	51.184	26	174	BOWLER	1:59.308	2:00.069	0.761
27	73	TURNER	1:20.613	73	TURNER	51.730	27	73	TURNER	2:12.343	2:10.270	-2.072
28												
29												
30												

Weather / Track : Cloudy / Dry

Results can be found at www.tsl-timing.com

Cadwell Park
Circuit Length = 2.1800 miles
Start: 15:39 Flag 15:51 End: 15:53

Printed - 15:56 Saturday, 26 June 2021

BMCRC - MRO Championships 2021 - Rnd 3 @ Cadwell Park

EDlasia Formula 400 & Blue Haze GP

RACE 11 - STATISTICS

Competitors Started 29
Planned Start 2021-06-26 @ 15:25:00.000
Actual Start 2021-06-26 @ 15:39:05.484
Finish Time 2021-06-26 @ 15:51:18.399
Track Length 2.1800mi.
Total Laps 172
Total Distance Covered 374.9632mi.

Session Fastest Lap History

NO	CL	NAME	LAP TIME	TIME OF DAY	LAP	VEHICLE
4		James SEATH	1:48.327	15:40:53.840	1	Kawasaki ZXR400 L9
4		James SEATH	1:43.714	15:42:37.555	2	Kawasaki ZXR400 L9
51	GP	Kevin WHOLEY	1:41.068	15:43:13.758	2	Yamaha TZ 250
117	GP	Stuart HALL	1:40.524	15:43:13.794	2	Yamaha TZ250
117	GP	Stuart HALL	1:40.370	15:44:54.175	3	Yamaha TZ250

Session Leader History

NO	CL	NAME	FROM LAP	LAPS LED	DISTANCE	VEHICLE
4		James SEATH	1	7	15.26 miles	Kawasaki ZXR400 L9

Flag History

TYPE	TIME OF DAY
GREEN	15:39:05.484
FINISH	15:51:18.399

Flag Statistics

TYPE	COUNT	TOTAL LAPS	TOTAL TIME
Green	1	7	14:24.055
Red	0	0	0.000
Safety Car	0	0	0.000
FCY	0	0	0.000

BMCRC - MRO Championships 2021 - Rnd 3 @ Cadwell Park

EDlasia Formula 400 & Blue Haze GP

RACE 11 - STATISTICS

CLASS :

8 Starters

Fastest Lap History

NO	NAME	LAP TIME	TIME OF DAY	LAP	VEHICLE
4	James SEATH	1:48.327	15:40:53.840	1	Kawasaki ZXR400 L9
4	James SEATH	1:43.714	15:42:37.555	2	Kawasaki ZXR400 L9
4	James SEATH	1:43.586	15:44:21.140	3	Kawasaki ZXR400 L9

Leader History

NO	NAME	FROM LAP	LAPS LED	DISTANCE	VEHICLE
4	James SEATH	1	7	15.26 miles	Kawasaki ZXR400 L9

BMCRC - MRO Championships 2021 - Rnd 3 @ Cadwell Park

EDlasia Formula 400 & Blue Haze GP

RACE 11 - STATISTICS

CLASS : R

3 Starters

Fastest Lap History

NO	NAME	LAP TIME	TIME OF DAY	LAP	VEHICLE
75	Aaron LILLY	2:01.417	15:41:06.943	1	Yamaha R3
75	Aaron LILLY	1:51.920	15:42:58.864	2	Yamaha R3
75	Aaron LILLY	1:51.745	15:50:30.472	6	Yamaha R3

Leader History

NO	NAME	FROM LAP	LAPS LED	DISTANCE	VEHICLE
75	Aaron LILLY	1	7	15.26 miles	Yamaha R3

BMCRC - MRO Championships 2021 - Rnd 3 @ Cadwell Park

EDlasia Formula 400 & Blue Haze GP

RACE 11 - STATISTICS

CLASS : S

5 Starters

Fastest Lap History

NO	NAME	LAP TIME	TIME OF DAY	LAP	VEHICLE
351	Sam DIGBY-BAKER	1:53.462	15:40:58.947	1	Kawasaki ZXR400
351	Sam DIGBY-BAKER	1:48.415	15:42:47.393	2	Kawasaki ZXR400
30	Alan COOPER	1:47.261	15:42:47.564	2	Yamaha TZR250
351	Sam DIGBY-BAKER	1:46.676	15:48:10.314	5	Kawasaki ZXR400
30	Alan COOPER	1:46.444	15:51:46.074	7	Yamaha TZR250

Leader History

NO	NAME	FROM LAP	LAPS LED	DISTANCE	VEHICLE
351	Sam DIGBY-BAKER	1	6	13.08 miles	Kawasaki ZXR400
30	Alan COOPER	7	1	2.18 miles	Yamaha TZR250

Weather / Track : Cloudy / Dry

Results can be found at www.tsl-timing.com

Page 4 of 5

Cadwell Park
Circuit Length = 2.1800 miles
Start: 15:39 Flag 15:51 End: 15:53

Printed - 15:56 Saturday, 26 June 2021

BMCRC - MRO Championships 2021 - Rnd 3 @ Cadwell Park

EDlasia Formula 400 & Blue Haze GP

RACE 11 - STATISTICS

CLASS : GP

13 Starters

Fastest Lap History

NO	NAME	LAP TIME	TIME OF DAY	LAP	VEHICLE
51	Kevin WHOLEY	2:27.182	15:41:32.690	1	Yamaha TZ 250
51	Kevin WHOLEY	1:41.068	15:43:13.758	2	Yamaha TZ 250
117	Stuart HALL	1:40.524	15:43:13.794	2	Yamaha TZ250
117	Stuart HALL	1:40.370	15:44:54.175	3	Yamaha TZ250

Leader History

NO	NAME	FROM LAP	LAPS LED	DISTANCE	VEHICLE
51	Kevin WHOLEY	1	2	4.36 miles	Yamaha TZ 250
117	Stuart HALL	3	5	10.90 miles	Yamaha TZ250

BMCRC - MRO Championships 2021 - Rnd 3 @ Cadwell Park



EDlasia Formula 400 & Blue Haze GP



RACE 1 - GRID (9 Laps)

ROW 12	34	79	Jason BURRILL	35	1	Phil ATKINSON	
ROW 11	31	147	John HANNAFORD	32	88	George PRINOS	33 174 David BOWLER
ROW 10	28	132	Paul WHITING	29	92	Jordan WAINWRIGHT	30 21 Stuart THURTLÉ
ROW 9	25	3	Tom BARRETT	26	551	Jack WORTH	27 12 Adrian MARTIN
ROW 8	22	117	Stuart HALL	23	51	Kevin WHOLEY	24 22 Rik BALLERINI
ROW 7	19			20			21
ROW 6	16	91	Kevin NEAL	17	17	Dan MILES	18
ROW 5	13	97	Nicholas TAIG	14	96	Giovanni BELIOSSI	15 73 Colvin TURNER
ROW 4	10	75	Aaron LILLY	11	32	Conor MURRAY	12 52 Mark NERLICH
ROW 3	7	38	Peter GIBSON	8	27	Richard HAYWARD	9 222 Matthew EPPS
ROW 2	4	351	Sam DIGBY-BAKER	5	85	James ROBINSON	6 47 Allan CLARK
ROW 1	1	4	James SEATH	2	41	Marcus TATCHELL	3 30 Alan COOPER

Pole

These results are provisional until the conclusion of any judicial and technical matters.

Cadwell Park
Circuit Length = 2.1800 miles

Clerk Of Course :	Stewards :	Timekeeper : Sarah Evans
-------------------	------------	--------------------------

Results can be found at www.tsl-timing.com

Printed - 16:00 Saturday, 26 June 2021



BMCRC - MRO Championships 2021 - Rnd 3 @ Cadwell Park



EDlasia Formula 400 & Blue Haze GP



RACE 1 - CLASSIFICATION

POS	NO	CL	PIC NAME	ENTRY	LAPS	TIME	GAP	DIFF	MPH	BEST	ON
1	41		1 Marcus TATCHELL	Honda VFR400 - Tatchell Motors	9	15:40.520			75.09	1:42.632	6
2	4		2 James SEATH	Kawasaki ZXR400 L9 - Ovenden Earthmoving	9	15:54.291	13.771	13.771	74.01	1:43.997	3
3	1	GP	1 Phil ATKINSON	Yamaha TZ350 - Rose mot centre	9	15:56.503	15.983	2.212	73.84	1:39.519	5
4	117	GP	2 Stuart HALL	Yamaha TZ250 -	9	16:01.169	20.649	4.666	73.48	1:39.512	3
5	85		3 James ROBINSON	Kawasaki ZXR400 - claire palastanga ceramics	9	16:03.255	22.735	2.086	73.32	1:45.533	8
6	91		4 Kevin NEAL	Kawasaki ZXR400 -	9	16:22.540	42.020	19.285	71.88	1:45.880	7
7	30	S	1 Alan COOPER	Yamaha TZR250 - twistgrip motorcycles	9	16:22.822	42.302	0.282	71.86	1:46.676	7
8	351	S	2 Sam DIGBY-BAKER	Kawasaki ZXR400 -	9	16:23.259	42.739	0.437	71.83	1:46.543	7
9	22	GP	3 Rik BALLERINI	Yamaha TZ250 - SCLS LTD, GECKO RACING, CA	9	16:27.042	46.522	3.783	71.55	1:42.347	9
10	51	GP	4 Kevin WHOLEY	Yamaha TZ 250 - Twistgrip Motorcycles	9	16:27.301	46.781	0.259	71.54	1:41.926	6
11	38		5 Peter GIBSON	Honda VFR400 -	9	16:29.760	49.240	2.459	71.36	1:47.456	8
12	19		6 James O'MARA	Kawasaki NINJA 300 - BRP Machining Ltd	9	16:34.825	54.305	5.065	71.00	1:48.596	9
13	47		7 Allan CLARK	Kawasaki ZXR400 - A Clark & Sons Builders	9	16:48.943	1:08.423	14.118	70.00	1:48.709	5
14	79	GP	5 Jason BURRILL	Yamaha TZ250 5KE -	9	16:49.319	1:08.799	0.376	69.98	1:44.645	5
15	222	S	3 Matthew EPPS	Kawasaki ZXR400 - M.E Vehicle Repairs	9	17:08.188	1:27.668	18.869	68.69	1:51.627	7
16	32	R	1 Conor MURRAY	Kawasaki NINJA300 -	9	17:15.607	1:35.087	7.419	68.20	1:52.708	9
17	92	GP	6 Jordan WAINWRIGHT	Yamaha TZ250T -	9	17:18.504	1:37.984	2.897	68.01	1:46.047	9
18	132	GP	7 Paul WHITING	Yamaha TZ250T - John Whiting	9	17:18.886	1:38.366	0.382	67.98	1:46.300	9
19	551	GP	8 Jack WORTH	Honda RS 125 - Ds racing	8	15:44.073	1 Lap	1 Lap	66.50	1:49.739	4
20	3	GP	9 Tom BARRETT	Honda RS250 - The Two Stroke Workshop	8	15:45.169	1 Lap	1.096	66.42	1:49.159	7
21	97	S	4 Nicholas TAIG	Honda VFR400 NC30 - RST, Bell Helmets UK	8	15:49.995	1 Lap	4.826	66.08	1:55.146	4
22	88	GP	10 George PRINOS	Yamaha TZ250 - KAPPA PLANNING LTD	8	16:25.883	1 Lap	35.888	63.68	1:53.843	6
23	96		8 Giovanni BELIOSSI	Kawasaki NINJA300 - ASR Accident Storage Recov	8	16:38.517	1 Lap	12.634	62.87	2:01.919	7
24	21	GP	11 Stuart THURTLÉ	Yamaha TZ250B 3YL - TeamTortoise Racing	8	16:50.973	1 Lap	12.456	62.10	1:57.300	3
25	174	GP	12 David BOWLER	Yamaha TZ 250 4DP -	8	17:15.268	1 Lap	24.295	60.64	1:59.954	8

NOT CLASSIFIED

DNF	75	R	Aaron LILLY	Yamaha R3 - AL Graphics	6	11:31.790	3 Laps	2 Laps	68.06	1:53.697	2
NS	27	S	Richard HAYWARD	Yamaha TZR - Hazel Motors/ Gforce	0						
NS	52		Mark NERLICH	Yamaha FZR -	0						
NS	73	R	Colvin TURNER	Yamaha TZR250 -	0						
NS	17	S/R	Dan MILES	Yamaha TZR250 -	0						
NS	12	GP	Adrian MARTIN	Yamaha TZ250 - Strategic business development &	0						
NS	147	GP	John HANNAFORD	Yamaha TZ350D -	0						

FASTEST LAP

117	GP	Stuart HALL	Yamaha TZ250 -	3	1:39.512	78.86 mph	126.92 kph
41		Marcus TATCHELL	Honda VFR400 - Tatchell Motors	6	1:42.632	76.46 mph	123.06 kph
351	S	Sam DIGBY-BAKER	Kawasaki ZXR400 -	7	1:46.543	73.66 mph	118.54 kph
32	R	Conor MURRAY	Kawasaki NINJA300 -	9	1:52.708	69.63 mph	112.06 kph

Bike 22 - Transponder not working

Class - 92.5% of Race Speed = 69.45 mph

Class GP - 92.5% of Race Speed = 68.30 mph

Class S - 92.5% of Race Speed = 66.47 mph

Class R - 92.5% of Race Speed = 63.08 mph

Cadwell Park: 2.1800 miles

Race Distance: 9 Laps / 19.62 miles

Start: 10:09 Flag 10:24 End: 10:26

Weather / Track : Cloudy / Dry

These results are provisional until the conclusion of any judicial and technical matters.

Clerk Of Course :	Stewards :	Timekeeper : Sarah Evans
-------------------	------------	--------------------------

Results can be found at www.tsl-timing.com

Printed - 10:27 Sunday, 27 June 2021



BMCRC - MRO Championships 2021 - Rnd 3 @ Cadwell Park

EDlasia Formula 400 & Blue Haze GP

RACE 1 - LAP CHART

LAP 1 @ 10:10:56.799

NO	BEHIND	LAP TIME
4		1:50.043
41	0.607	1:50.650
85	2.981	1:53.024
351	5.511	1:55.554
30	6.096	1:56.139
91	7.936	1:57.979
38	8.468	1:58.511
75	9.864	1:59.907
19	10.041	2:00.084
222	11.771	2:01.814
47	13.105	2:03.148
97	14.130	2:04.173
32	14.761	2:04.804
96	21.205	2:11.248
1	45.127	2:35.170
117	45.762	2:35.805
22	49.879	2:39.922
51	51.807	2:41.850
79	52.061	2:42.104
3	58.467	2:48.510
132	58.612	2:48.655
551	58.702	2:48.745
92	59.125	2:49.168
21	1:02.231	2:52.274
88	1:05.919	2:55.962
174	1:12.082	3:02.125

LAP 2 @ 10:12:41.930

NO	BEHIND	LAP TIME
41		1:44.524
4	0.857	1:45.988
85	3.868	1:46.018
351	9.486	1:49.106
30	9.616	1:48.651
91	13.459	1:50.654
38	13.694	1:50.357
19	14.349	1:49.439
75	18.430	1:53.697
222	19.734	1:53.094
47	21.318	1:53.344
97	24.849	1:55.850
32	25.419	1:55.789
1	39.884	1:39.888
117	40.277	1:39.646
96	42.443	2:06.369
22	48.475	1:43.727
51	52.864	1:46.188
79	53.370	1:46.440
132	1:05.290	1:51.809
3	1:06.099	1:52.763
92	1:06.789	1:52.795
551	1:07.085	1:53.514
21	1:15.149	1:58.049
88	1:19.535	1:58.747
174	1:32.627	2:05.676

LAP 3 @ 10:14:25.419

NO	BEHIND	LAP TIME
41		1:43.489
4	1.365	1:43.997
85	6.672	1:46.293

351	14.826	1:48.829
30	14.986	1:48.859
91	18.804	1:48.834
19	20.011	1:49.151
38	20.247	1:50.042
222	28.913	1:52.668
75	29.388	1:54.447
47	30.101	1:52.272
1	36.206	1:39.811
117	36.300	1:39.512
32	36.756	1:54.826
97	38.693	1:57.333
22	48.590	1:43.604
51	53.532	1:44.157
79	54.899	1:45.018
96	1:04.364	2:05.410
132	1:12.052	1:50.251
3	1:13.027	1:50.417
92	1:13.416	1:50.116
551	1:13.782	1:50.186
21	1:28.960	1:57.300
88	1:32.372	1:56.326

LAP 4 @ 10:16:08.267

NO	BEHIND	LAP TIME
41		1:42.848
4	3.672	1:45.155
174	1 Lap	2:02.901
85	9.625	1:45.801
351	20.322	1:48.344
30	20.503	1:48.365
91	24.536	1:48.580
38	26.429	1:49.030
19	26.680	1:49.517
1	33.159	1:39.801
117	33.484	1:40.032
47	39.728	1:52.475
222	40.623	1:54.558
75	41.292	1:54.752
32	47.383	1:53.475
22	49.402	1:43.660
97	50.991	1:55.146
51	53.344	1:42.660
79	56.884	1:44.833
92	1:19.416	1:48.848
132	1:19.645	1:50.441
551	1:20.673	1:49.739
3	1:22.068	1:51.889
96	1:27.273	2:05.757

LAP 5 @ 10:17:53.400

NO	BEHIND	LAP TIME
41		1:45.133
88	1 Lap	1:56.012
4	4.469	1:45.930
85	11.291	1:46.799
21	1 Lap	2:10.653
351	24.242	1:49.053
30	25.255	1:49.885
91	26.256	1:46.853
174	1 Lap	2:02.236
1	27.545	1:39.519
117	28.840	1:40.489
38	30.120	1:48.824

19	30.755	1:49.208
47	43.304	1:48.709
22	49.519	1:45.250
222	50.528	1:55.038
51	51.052	1:42.841
75	51.303	1:55.144
32	56.146	1:53.896
79	56.396	1:44.645
97	1:02.366	1:56.508
92	1:21.936	1:47.653
132	1:22.797	1:48.285
551	1:25.868	1:50.328
3	1:27.023	1:50.088

LAP 6 @ 10:19:36.032

NO	BEHIND	LAP TIME
41		1:42.632
96	1 Lap	2:02.939
4	7.718	1:45.881
88	1 Lap	1:55.615
85	15.329	1:46.670
1	25.036	1:40.123
21	1 Lap	1:58.508
117	29.010	1:42.802
351	29.283	1:47.673
30	29.848	1:47.225
91	30.119	1:46.495
38	36.469	1:48.981
19	37.035	1:48.912
174	1 Lap	2:01.913
47	49.843	1:49.171
51	50.346	1:41.926
22	50.548	1:43.661
222	1:00.930	1:53.034
79	1:00.943	1:47.179
75	1:02.514	1:53.843
32	1:06.508	1:52.994
97	1:17.641	1:57.907
92	1:27.417	1:48.113
132	1:27.590	1:47.425
551	1:34.974	1:51.738
3	1:35.393	1:51.002

LAP 7 @ 10:21:18.788

NO	BEHIND	LAP TIME
41		1:42.756
4	10.517	1:45.555
85	18.923	1:46.350
96	1 Lap	2:02.567
1	23.110	1:40.830
88	1 Lap	1:53.843
117	26.317	1:40.063
351	33.070	1:46.543
91	33.243	1:45.880
30	33.768	1:46.676
38	42.356	1:48.643
21	1 Lap	1:57.644
19	43.043	1:48.764
22	50.240	1:42.448
51	50.611	1:43.021
47	56.720	1:49.633
174	1 Lap	2:00.047
79	1:03.857	1:45.670
222	1:09.801	1:51.627

LAP 8 @ 10:23:02.484

NO	BEHIND	LAP TIME
41		1:43.696
4	12.002	1:45.181
1	20.314	1:40.900
85	20.760	1:45.533
117	24.062	1:41.441
88	1 Lap	1:54.028
91	35.718	1:46.171
351	37.333	1:47.959
30	37.379	1:47.307
96	1 Lap	2:01.919
38	46.116	1:47.456
51	48.879	1:41.964
22	48.966	1:42.422
19	50.501	1:51.154
21	1 Lap	1:59.017
47	1:03.198	1:50.174
79	1:06.613	1:46.452
222	1:19.427	1:53.322
174	1 Lap	2:00.416
32	1:27.171	1:54.025
92	1:36.729	1:47.235
132	1:36.858	1:47.760

LAP 9 @ 10:24:47.276

NO	BEHIND	LAP TIME
41		1:44.792
551	1 Lap	1:49.842
3	1 Lap	1:51.341
97	1 Lap	2:01.352
4	13.771	1:46.561
1	15.983	1:40.461
117	20.649	1:41.379
85	22.735	1:46.767
91	42.020	1:51.094
30	42.302	1:49.715
351	42.739	1:50.198
88	1 Lap	1:55.350
22	46.522	1:42.347
51	46.781	1:42.694
38	49.240	1:47.916
19	54.305	1:48.596
96	1 Lap	2:02.308
47	1:08.423	1:50.017
79	1:08.799	1:46.978
21	1 Lap	1:57.528
222	1:27.668	1:53.033
174	1 Lap	1:59.954
32	1:35.087	1:52.708
92	1:37.984	1:46.047
132	1:38.366	1:46.300

Weather / Track : Cloudy / Dry

Cadwell Park
Circuit Length = 2.1800 miles
Start: 10:09 Flag 10:24 End: 10:26

Results can be found at www.tsl-timing.com

Printed - 10:27 Sunday, 27 June 2021

BMCRC - MRO Championships 2021 - Rnd 3 @ Cadwell Park

EDlasia Formula 400 & Blue Haze GP

RACE 1 - SECTOR ANALYSIS



SECTOR 1 = FL to I1, SECTOR 2 = I1 to FL, DIFF = Difference To Personal Best Lap, P = Crossed Finish Line in Pit Lane, D = Time Disallowed

P1 41		Marcus TATCHELL		Honda VFR400 - Tatchell Motors		
IDEAL LAP TIME : 1:42.570		BEST LAP TIME : 1:42.632		DIFFERENCE : 0.062		
LAP	SECTOR 1	SECTOR 2	LAP TIME	MPH	DIFF	TIME OF DAY
1 -		44.300	1:50.650	70.92	8.018	10:10:57.406
2 -	1:00.727	43.797	1:44.524	75.08	1.892	10:12:41.930
3 -	1:00.081	43.408	1:43.489	75.83	0.857	10:14:25.419
4 -	59.740	43.108	1:42.848 (3)	76.30	0.216	10:16:08.267
5 -	1:00.105	45.028	1:45.133	74.64	2.501	10:17:53.400
6 -	59.545	43.087	1:42.632 (1)	76.46		10:19:36.032
7 -	59.483	43.273	1:42.756 (2)	76.37	0.124	10:21:18.788
8 -	59.910	43.786	1:43.696	75.68	1.064	10:23:02.484
9 -	1:00.523	44.269	1:44.792	74.89	2.160	10:24:47.276

P2 4		James SEATH		Kawasaki ZXR400 L9 - Ovenden Earthmoving		
IDEAL LAP TIME : 1:43.894		BEST LAP TIME : 1:43.997		DIFFERENCE : 0.103		
LAP	SECTOR 1	SECTOR 2	LAP TIME	MPH	DIFF	TIME OF DAY
1 -		44.018	1:50.043	71.31	6.046	10:10:56.799
2 -	1:01.536	44.452	1:45.988	74.04	1.991	10:12:42.787
3 -	1:00.541	43.456	1:43.997 (1)	75.46		10:14:26.784
4 -	1:00.438	44.717	1:45.155 (2)	74.63	1.158	10:16:11.939
5 -	1:01.832	44.098	1:45.930	74.08	1.933	10:17:57.869
6 -	1:02.018	43.863	1:45.881	74.12	1.884	10:19:43.750
7 -	1:01.514	44.041	1:45.555	74.35	1.558	10:21:29.305
8 -	1:01.142	44.039	1:45.181 (3)	74.61	1.184	10:23:14.486
9 -	1:01.774	44.787	1:46.561	73.64	2.564	10:25:01.047

P3 1 GP		Phil ATKINSON		Yamaha TZ350 - Rose mot centre		
IDEAL LAP TIME : 1:38.992		BEST LAP TIME : 1:39.519		DIFFERENCE : 0.527		
LAP	SECTOR 1	SECTOR 2	LAP TIME	MPH	DIFF	TIME OF DAY
1 -		41.715	2:35.170	50.57	55.651	10:11:41.926
2 -	57.923	41.965	1:39.888	78.56	0.369	10:13:21.814
3 -	57.435	42.376	1:39.811 (3)	78.62	0.292	10:15:01.625
4 -	58.065	41.736	1:39.801 (2)	78.63	0.282	10:16:41.426
5 -	57.277	42.242	1:39.519 (1)	78.85		10:18:20.945
6 -	58.162	41.961	1:40.123	78.38	0.604	10:20:01.068
7 -	57.925	42.905	1:40.830	77.83	1.311	10:21:41.898
8 -	57.788	43.112	1:40.900	77.78	1.381	10:23:22.798
9 -	57.923	42.538	1:40.461	78.12	0.942	10:25:03.259

P4 117 GP		Stuart HALL		Yamaha TZ250 -		
IDEAL LAP TIME : 1:38.499		BEST LAP TIME : 1:39.512		DIFFERENCE : 1.013		
LAP	SECTOR 1	SECTOR 2	LAP TIME	MPH	DIFF	TIME OF DAY
1 -		42.094	2:35.805	50.37	56.293	10:11:42.561
2 -	57.651	41.995	1:39.646 (2)	78.75	0.134	10:13:22.207
3 -	57.308	42.204	1:39.512 (1)	78.86		10:15:01.719
4 -	58.841	41.191	1:40.032 (3)	78.45	0.520	10:16:41.751
5 -	57.375	43.114	1:40.489	78.09	0.977	10:18:22.240
6 -	58.494	44.308	1:42.802	76.34	3.290	10:20:05.042
7 -	58.290	41.773	1:40.063	78.43	0.551	10:21:45.105
8 -	59.015	42.426	1:41.441	77.36	1.929	10:23:26.546
9 -	58.912	42.467	1:41.379	77.41	1.867	10:25:07.925

Weather / Track : Cloudy / Dry

Cadwell Park
Circuit Length = 2.1800 miles
Start: 10:09 Flag 10:24 End: 10:26

BMCRC - MRO Championships 2021 - Rnd 3 @ Cadwell Park

EDlasia Formula 400 & Blue Haze GP

RACE 1 - SECTOR ANALYSIS



SECTOR 1 = FL to I1, SECTOR 2 = I1 to FL, DIFF = Difference To Personal Best Lap, P = Crossed Finish Line in Pit Lane, D = Time Disallowed

P5 85		James ROBINSON		Kawasaki ZXR400 - claire palastanga ceramics		
IDEAL LAP TIME : 1:45.504		BEST LAP TIME : 1:45.533		DIFFERENCE : 0.029		
LAP	SECTOR 1	SECTOR 2	LAP TIME	MPH	DIFF	TIME OF DAY
1 -		45.987	1:53.024	69.43	7.491	10:10:59.780
2 -	1:01.441	44.577	1:46.018 (3)	74.02	0.485	10:12:45.798
3 -	1:01.675	44.618	1:46.293	73.83	0.760	10:14:32.091
4 -	1:01.177	44.624	1:45.801 (2)	74.17	0.268	10:16:17.892
5 -	1:01.346	45.453	1:46.799	73.48	1.266	10:18:04.691
6 -	1:01.688	44.982	1:46.670	73.57	1.137	10:19:51.361
7 -	1:01.563	44.787	1:46.350	73.79	0.817	10:21:37.711
8 -	1:00.927	44.606	1:45.533 (1)	74.36		10:23:23.244
9 -	1:01.522	45.245	1:46.767	73.50	1.234	10:25:10.011

P6 91		Kevin NEAL		Kawasaki ZXR400 -		
IDEAL LAP TIME : 1:45.608		BEST LAP TIME : 1:45.880		DIFFERENCE : 0.272		
LAP	SECTOR 1	SECTOR 2	LAP TIME	MPH	DIFF	TIME OF DAY
1 -		47.208	1:57.979	66.52	12.099	10:11:04.735
2 -	1:04.079	46.575	1:50.654	70.92	4.774	10:12:55.389
3 -	1:03.763	45.071	1:48.834	72.11	2.954	10:14:44.223
4 -	1:03.456	45.124	1:48.580	72.27	2.700	10:16:32.803
5 -	1:02.504	44.349	1:46.853	73.44	0.973	10:18:19.656
6 -	1:02.004	44.491	1:46.495 (3)	73.69	0.615	10:20:06.151
7 -	1:01.655	44.225	1:45.880 (1)	74.12		10:21:52.031
8 -	1:01.383	44.788	1:46.171 (2)	73.91	0.291	10:23:38.202
9 -	1:05.266	45.828	1:51.094	70.64	5.214	10:25:29.296

P7 30 S		Alan COOPER		Yamaha TZR250 - twistgrip motorcycles		
IDEAL LAP TIME : 1:46.239		BEST LAP TIME : 1:46.676		DIFFERENCE : 0.437		
LAP	SECTOR 1	SECTOR 2	LAP TIME	MPH	DIFF	TIME OF DAY
1 -		46.283	1:56.139	67.57	9.463	10:11:02.895
2 -	1:02.881	45.770	1:48.651	72.23	1.975	10:12:51.546
3 -	1:03.572	45.287	1:48.859	72.09	2.183	10:14:40.405
4 -	1:03.112	45.253	1:48.365	72.42	1.689	10:16:28.770
5 -	1:02.881	47.004	1:49.885	71.42	3.209	10:18:18.655
6 -	1:01.920	45.305	1:47.225 (2)	73.19	0.549	10:20:05.880
7 -	1:02.321	44.355	1:46.676 (1)	73.56		10:21:52.556
8 -	1:01.884	45.423	1:47.307 (3)	73.13	0.631	10:23:39.863
9 -	1:03.839	45.876	1:49.715	71.53	3.039	10:25:29.578

P8 351 S		Sam DIGBY-BAKER		Kawasaki ZXR400 -		
IDEAL LAP TIME : 1:46.543		BEST LAP TIME : 1:46.543		DIFFERENCE : 0.000		
LAP	SECTOR 1	SECTOR 2	LAP TIME	MPH	DIFF	TIME OF DAY
1 -		46.107	1:55.554	67.91	9.011	10:11:02.310
2 -	1:03.051	46.055	1:49.106	71.93	2.563	10:12:51.416
3 -	1:03.378	45.451	1:48.829	72.11	2.286	10:14:40.245
4 -	1:02.964	45.380	1:48.344	72.43	1.801	10:16:28.589
5 -	1:02.725	46.328	1:49.053	71.96	2.510	10:18:17.642
6 -	1:02.594	45.079	1:47.673 (2)	72.88	1.130	10:20:05.315
7 -	1:01.890	44.653	1:46.543 (1)	73.66		10:21:51.858
8 -	1:02.389	45.570	1:47.959 (3)	72.69	1.416	10:23:39.817
9 -	1:04.141	46.057	1:50.198	71.21	3.655	10:25:30.015

Weather / Track : Cloudy / Dry

Cadwell Park
Circuit Length = 2.1800 miles
Start: 10:09 Flag 10:24 End: 10:26

BMCRC - MRO Championships 2021 - Rnd 3 @ Cadwell Park

EDlasia Formula 400 & Blue Haze GP

RACE 1 - SECTOR ANALYSIS



SECTOR 1 = FL to I1, SECTOR 2 = I1 to FL, DIFF = Difference To Personal Best Lap, P = Crossed Finish Line in Pit Lane, D = Time Disallowed

P9 22 GP		Rik BALLERINI		Yamaha TZ250 - SCLS LTD, GECKO RACING, CAMBRIDGE M			
IDEAL LAP TIME :		BEST LAP TIME : 1:42.347		DIFFERENCE :			
LAP	SECTOR 1	SECTOR 2	LAP TIME	MPH	DIFF	TIME OF DAY	
1 -			2:39.922	49.07	57.575	10:11:46.678	
2 -			1:43.727	75.66	1.379	10:13:30.405	
3 -			1:43.604	75.75	1.256	10:15:14.009	
4 -			1:43.660	75.70	1.312	10:16:57.669	
5 -			1:45.250	74.56	2.902	10:18:42.919	
6 -			1:43.661	75.70	1.313	10:20:26.580	
7 -			1:42.448 (3)	76.60	0.100	10:22:09.028	
8 -			1:42.422 (2)	76.62	0.075	10:23:51.450	
9 -			1:42.347 (1)	76.68		10:25:33.798	

P10 51 GP		Kevin WHOLEY		Yamaha TZ 250 - Twistgrip Motorcycles			
IDEAL LAP TIME : 1:41.592		BEST LAP TIME : 1:41.926		DIFFERENCE : 0.334			
LAP	SECTOR 1	SECTOR 2	LAP TIME	MPH	DIFF	TIME OF DAY	
1 -		45.894	2:41.850	48.48	59.924	10:11:48.606	
2 -	1:01.907	44.281	1:46.188	73.90	4.262	10:13:34.794	
3 -	1:01.152	43.005	1:44.157	75.34	2.231	10:15:18.951	
4 -	59.838	42.822	1:42.660 (3)	76.44	0.734	10:17:01.611	
5 -	1:00.140	42.701	1:42.841	76.31	0.915	10:18:44.452	
6 -	58.938	42.988	1:41.926 (1)	76.99		10:20:26.378	
7 -	59.706	43.315	1:43.021	76.17	1.095	10:22:09.399	
8 -	58.929	43.035	1:41.964 (2)	76.96	0.038	10:23:51.363	
9 -	1:00.031	42.663	1:42.694	76.42	0.768	10:25:34.057	

P11 38		Peter GIBSON		Honda VFR400 -			
IDEAL LAP TIME : 1:47.456		BEST LAP TIME : 1:47.456		DIFFERENCE : 0.000			
LAP	SECTOR 1	SECTOR 2	LAP TIME	MPH	DIFF	TIME OF DAY	
1 -		47.285	1:58.511	66.22	11.055	10:11:05.267	
2 -	1:03.658	46.699	1:50.357	71.11	2.901	10:12:55.624	
3 -	1:03.692	46.350	1:50.042	71.31	2.586	10:14:45.666	
4 -	1:02.812	46.218	1:49.030	71.98	1.574	10:16:34.696	
5 -	1:02.739	46.085	1:48.824	72.11	1.368	10:18:23.520	
6 -	1:03.348	45.633	1:48.981	72.01	1.525	10:20:12.501	
7 -	1:03.122	45.521	1:48.643 (3)	72.23	1.187	10:22:01.144	
8 -	1:02.463	44.993	1:47.456 (1)	73.03		10:23:48.600	
9 -	1:02.588	45.328	1:47.916 (2)	72.72	0.460	10:25:36.516	

P12 19		James O'MARA		Kawasaki NINJA 300 - BRP Machining Ltd			
IDEAL LAP TIME : 1:47.292		BEST LAP TIME : 1:48.596		DIFFERENCE : 1.304			
LAP	SECTOR 1	SECTOR 2	LAP TIME	MPH	DIFF	TIME OF DAY	
1 -		45.819	2:00.084	65.35	11.488	10:11:06.840	
2 -	1:04.876	44.563	1:49.439	71.71	0.843	10:12:56.279	
3 -	1:04.203	44.948	1:49.151	71.90	0.555	10:14:45.430	
4 -	1:03.254	46.263	1:49.517	71.66	0.921	10:16:34.947	
5 -	1:02.747	46.461	1:49.208	71.86	0.612	10:18:24.155	
6 -	1:03.544	45.368	1:48.912 (3)	72.05	0.316	10:20:13.067	
7 -	1:03.150	45.614	1:48.764 (2)	72.15	0.168	10:22:01.831	
8 -	1:06.370	44.784	1:51.154	70.60	2.558	10:23:52.985	
9 -	1:04.051	44.545	1:48.596 (1)	72.26		10:25:41.581	

Weather / Track : Cloudy / Dry

Cadwell Park
Circuit Length = 2.1800 miles
Start: 10:09 Flag 10:24 End: 10:26

BMCRC - MRO Championships 2021 - Rnd 3 @ Cadwell Park

EDlasia Formula 400 & Blue Haze GP

RACE 1 - SECTOR ANALYSIS



SECTOR 1 = FL to I1, SECTOR 2 = I1 to FL, DIFF = Difference To Personal Best Lap, P = Crossed Finish Line in Pit Lane, D = Time Disallowed

P13 47 Allan CLARK		Kawasaki ZXR400 - A Clark & Sons Builders				
IDEAL LAP TIME : 1:48.591		BEST LAP TIME : 1:48.709		DIFFERENCE : 0.118		
LAP	SECTOR 1	SECTOR 2	LAP TIME	MPH	DIFF	TIME OF DAY
1 -		48.553	2:03.148	63.72	14.439	10:11:09.904
2 -	1:05.604	47.740	1:53.344	69.24	4.635	10:13:03.248
3 -	1:04.547	47.725	1:52.272	69.90	3.563	10:14:55.520
4 -	1:05.382	47.093	1:52.475	69.77	3.766	10:16:47.995
5 -	1:02.802	45.907	1:48.709 (1)	72.19		10:18:36.704
6 -	1:03.382	45.789	1:49.171 (2)	71.88	0.462	10:20:25.875
7 -	1:03.504	46.129	1:49.633 (3)	71.58	0.924	10:22:15.508
8 -	1:04.353	45.821	1:50.174	71.23	1.465	10:24:05.682
9 -	1:03.187	46.830	1:50.017	71.33	1.308	10:25:55.699

P14 79 GP Jason BURRILL		Yamaha TZ250 5KE -				
IDEAL LAP TIME : 1:44.315		BEST LAP TIME : 1:44.645		DIFFERENCE : 0.330		
LAP	SECTOR 1	SECTOR 2	LAP TIME	MPH	DIFF	TIME OF DAY
1 -		44.778	2:42.104	48.41	57.459	10:11:48.860
2 -	1:02.220	44.220	1:46.440	73.73	1.795	10:13:35.300
3 -	1:01.423	43.595	1:45.018 (3)	74.73	0.373	10:15:20.318
4 -	1:01.070	43.763	1:44.833 (2)	74.86	0.188	10:17:05.151
5 -	1:00.720	43.925	1:44.645 (1)	74.99		10:18:49.796
6 -	1:01.011	46.168	1:47.179	73.22	2.534	10:20:36.975
7 -	1:01.125	44.545	1:45.670	74.26	1.025	10:22:22.645
8 -	1:01.965	44.487	1:46.452	73.72	1.807	10:24:09.097
9 -	1:01.218	45.760	1:46.978	73.36	2.333	10:25:56.075

P15 222 S Matthew EPPS		Kawasaki ZXR400 - M.E Vehicle Repairs				
IDEAL LAP TIME : 1:51.627		BEST LAP TIME : 1:51.627		DIFFERENCE : 0.000		
LAP	SECTOR 1	SECTOR 2	LAP TIME	MPH	DIFF	TIME OF DAY
1 -		47.794	2:01.814	64.42	10.187	10:11:08.570
2 -	1:06.111	46.983	1:53.094	69.39	1.467	10:13:01.664
3 -	1:05.380	47.288	1:52.668 (2)	69.65	1.041	10:14:54.332
4 -	1:06.378	48.180	1:54.558	68.50	2.931	10:16:48.890
5 -	1:07.215	47.823	1:55.038	68.22	3.411	10:18:43.928
6 -	1:06.029	47.005	1:53.034	69.43	1.407	10:20:36.962
7 -	1:05.001	46.626	1:51.627 (1)	70.30		10:22:28.589
8 -	1:05.458	47.864	1:53.322	69.25	1.695	10:24:21.911
9 -	1:05.624	47.409	1:53.033 (3)	69.43	1.406	10:26:14.944

P16 32 R Conor MURRAY		Kawasaki NINJA300 -				
IDEAL LAP TIME : 1:52.520		BEST LAP TIME : 1:52.708		DIFFERENCE : 0.188		
LAP	SECTOR 1	SECTOR 2	LAP TIME	MPH	DIFF	TIME OF DAY
1 -		49.072	2:04.804	62.88	12.096	10:11:11.560
2 -	1:07.317	48.472	1:55.789	67.77	3.081	10:13:07.349
3 -	1:07.190	47.636	1:54.826	68.34	2.118	10:15:02.175
4 -	1:05.956	47.519	1:53.475	69.16	0.767	10:16:55.650
5 -	1:06.576	47.320	1:53.896	68.90	1.188	10:18:49.546
6 -	1:06.082	46.912	1:52.994 (2)	69.45	0.286	10:20:42.540
7 -	1:05.608	47.482	1:53.090 (3)	69.39	0.382	10:22:35.630
8 -	1:06.701	47.324	1:54.025	68.82	1.317	10:24:29.655
9 -	1:05.620	47.088	1:52.708 (1)	69.63		10:26:22.363

Weather / Track : Cloudy / Dry

Cadwell Park
Circuit Length = 2.1800 miles
Start: 10:09 Flag 10:24 End: 10:26

BMCRC - MRO Championships 2021 - Rnd 3 @ Cadwell Park

EDlasia Formula 400 & Blue Haze GP

RACE 1 - SECTOR ANALYSIS



SECTOR 1 = FL to I1, SECTOR 2 = I1 to FL, DIFF = Difference To Personal Best Lap, P = Crossed Finish Line in Pit Lane, D = Time Disallowed

P17 92 GP		Jordan WAINWRIGHT		Yamaha TZ250T -		
IDEAL LAP TIME : 1:45.783		BEST LAP TIME : 1:46.047		DIFFERENCE : 0.264		
LAP	SECTOR 1	SECTOR 2	LAP TIME	MPH	DIFF	TIME OF DAY
1 -		48.808	2:49.168	46.39	1:03.121	10:11:55.924
2 -	1:05.315	47.480	1:52.795	69.57	6.748	10:13:48.719
3 -	1:02.961	47.155	1:50.116	71.27	4.069	10:15:38.835
4 -	1:02.892	45.956	1:48.848	72.10	2.801	10:17:27.683
5 -	1:02.217	45.436	1:47.653 (3)	72.90	1.606	10:19:15.336
6 -	1:02.628	45.485	1:48.113	72.59	2.066	10:21:03.449
7 -	1:02.518	46.011	1:48.529	72.31	2.482	10:22:51.978
8 -	1:01.312	45.923	1:47.235 (2)	73.18	1.188	10:24:39.213
9 -	1:01.576	44.471	1:46.047 (1)	74.00		10:26:25.260

P18 132 GP		Paul WHITING		Yamaha TZ250T - John Whiting		
IDEAL LAP TIME : 1:46.104		BEST LAP TIME : 1:46.300		DIFFERENCE : 0.196		
LAP	SECTOR 1	SECTOR 2	LAP TIME	MPH	DIFF	TIME OF DAY
1 -		48.441	2:48.655	46.53	1:02.355	10:11:55.411
2 -	1:04.490	47.319	1:51.809	70.19	5.509	10:13:47.220
3 -	1:03.425	46.826	1:50.251	71.18	3.951	10:15:37.471
4 -	1:03.974	46.467	1:50.441	71.06	4.141	10:17:27.912
5 -	1:02.478	45.807	1:48.285	72.47	1.985	10:19:16.197
6 -	1:02.133	45.292	1:47.425 (2)	73.05	1.125	10:21:03.622
7 -	1:01.989	45.971	1:47.960	72.69	1.660	10:22:51.582
8 -	1:01.759	46.001	1:47.760 (3)	72.82	1.460	10:24:39.342
9 -	1:01.955	44.345	1:46.300 (1)	73.82		10:26:25.642

P19 551 GP		Jack WORTH		Honda RS 125 - Ds racing		
IDEAL LAP TIME : 1:49.635		BEST LAP TIME : 1:49.739		DIFFERENCE : 0.104		
LAP	SECTOR 1	SECTOR 2	LAP TIME	MPH	DIFF	TIME OF DAY
1 -		48.843	2:48.745	46.50	59.006	10:11:55.501
2 -	1:06.110	47.404	1:53.514	69.13	3.775	10:13:49.015
3 -	1:03.959	46.227	1:50.186	71.22	0.447	10:15:39.201
4 -	1:03.552	46.187	1:49.739 (1)	71.51		10:17:28.940
5 -	1:03.964	46.364	1:50.328	71.13	0.589	10:19:19.268
6 -	1:04.828	46.910	1:51.738	70.23	1.999	10:21:11.006
7 -	1:03.898	46.083	1:49.981 (3)	71.35	0.242	10:23:00.987
8 -	1:03.655	46.187	1:49.842 (2)	71.44	0.103	10:24:50.829

P20 3 GP		Tom BARRETT		Honda RS250 - The Two Stroke Workshop		
IDEAL LAP TIME : 1:49.159		BEST LAP TIME : 1:49.159		DIFFERENCE : 0.000		
LAP	SECTOR 1	SECTOR 2	LAP TIME	MPH	DIFF	TIME OF DAY
1 -		49.098	2:48.510	46.57	59.351	10:11:55.266
2 -	1:05.314	47.449	1:52.763	69.59	3.604	10:13:48.029
3 -	1:03.259	47.158	1:50.417 (3)	71.07	1.258	10:15:38.446
4 -	1:05.065	46.824	1:51.889	70.14	2.730	10:17:30.335
5 -	1:03.154	46.934	1:50.088 (2)	71.28	0.929	10:19:20.423
6 -	1:03.943	47.059	1:51.002	70.70	1.843	10:21:11.425
7 -	1:02.611	46.548	1:49.159 (1)	71.89		10:23:00.584
8 -	1:04.006	47.335	1:51.341	70.48	2.182	10:24:51.925

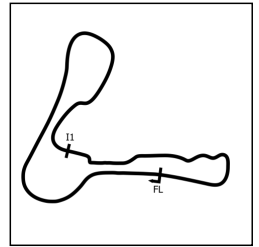
Weather / Track : Cloudy / Dry

Cadwell Park
Circuit Length = 2.1800 miles
Start: 10:09 Flag 10:24 End: 10:26

BMCRC - MRO Championships 2021 - Rnd 3 @ Cadwell Park

EDlasia Formula 400 & Blue Haze GP

RACE 1 - SECTOR ANALYSIS



SECTOR 1 = FL to I1, SECTOR 2 = I1 to FL, DIFF = Difference To Personal Best Lap, P = Crossed Finish Line in Pit Lane, D = Time Disallowed

P21 97 S		Nicholas TAIG		Honda VFR400 NC30 - RST, Bell Helmets UK		
IDEAL LAP TIME : 1:54.922		BEST LAP TIME : 1:55.146		DIFFERENCE : 0.224		
LAP	SECTOR 1	SECTOR 2	LAP TIME	MPH	DIFF	TIME OF DAY
1 -		49.056	2:04.173	63.20	9.027	10:11:10.929
2 -	1:07.398	48.452	1:55.850 (2)	67.74	0.704	10:13:06.779
3 -	1:08.003	49.330	1:57.333	66.88	2.187	10:15:04.112
4 -	1:06.508	48.638	1:55.146 (1)	68.15		10:16:59.258
5 -	1:06.470	50.038	1:56.508 (3)	67.36	1.362	10:18:55.766
6 -	1:07.268	50.639	1:57.907	66.56	2.761	10:20:53.673
7 -	1:09.756	51.970	2:01.726	64.47	6.580	10:22:55.399
8 -	1:09.383	51.969	2:01.352	64.67	6.206	10:24:56.751

P22 88 GP		George PRINOS		Yamaha TZ250 - KAPPA PLANNING LTD		
IDEAL LAP TIME : 1:53.709		BEST LAP TIME : 1:53.843		DIFFERENCE : 0.134		
LAP	SECTOR 1	SECTOR 2	LAP TIME	MPH	DIFF	TIME OF DAY
1 -		49.547	2:55.962	44.60	1:02.119	10:12:02.718
2 -	1:08.544	50.203	1:58.747	66.09	4.904	10:14:01.465
3 -	1:07.910	48.416	1:56.326	67.46	2.483	10:15:57.791
4 -	1:06.551	49.461	1:56.012	67.64	2.169	10:17:53.803
5 -	1:06.862	48.753	1:55.615	67.88	1.772	10:19:49.418
6 -	1:06.163	47.680	1:53.843 (1)	68.93		10:21:43.261
7 -	1:06.029	47.999	1:54.028 (2)	68.82	0.185	10:23:37.289
8 -	1:06.312	49.038	1:55.350 (3)	68.03	1.507	10:25:32.639

P23 96		Giovanni BELIOSSI		Kawasaki NINJA300 - ASR Accident Storage Recovery		
IDEAL LAP TIME : 2:01.283		BEST LAP TIME : 2:01.919		DIFFERENCE : 0.636		
LAP	SECTOR 1	SECTOR 2	LAP TIME	MPH	DIFF	TIME OF DAY
1 -		51.808	2:11.248	59.79	9.329	10:11:18.004
2 -		52.279	2:06.369	62.10	4.450	10:13:24.373
3 -	1:13.527	51.883	2:05.410	62.57	3.491	10:15:29.783
4 -	1:13.893	51.864	2:05.757	62.40	3.838	10:17:35.540
5 -	1:11.860	51.079	2:02.939	63.83	1.020	10:19:38.479
6 -	1:12.049	50.518	2:02.567 (3)	64.03	0.648	10:21:41.046
7 -	1:10.765	51.154	2:01.919 (1)	64.37		10:23:42.965
8 -	1:10.966	51.342	2:02.308 (2)	64.16	0.389	10:25:45.273

P24 21 GP		Stuart THURTLÉ		Yamaha TZ250B 3YL - TeamTortoise Racing		
IDEAL LAP TIME : 1:56.794		BEST LAP TIME : 1:57.300		DIFFERENCE : 0.506		
LAP	SECTOR 1	SECTOR 2	LAP TIME	MPH	DIFF	TIME OF DAY
1 -		49.814	2:52.274	45.55	54.974	10:11:59.030
2 -	1:08.563	49.486	1:58.049	66.48	0.749	10:13:57.079
3 -	1:08.208	49.092	1:57.300 (1)	66.90		10:15:54.379
4 -	1:07.820	1:02.833	2:10.653	60.06	13.353	10:18:05.032
5 -	1:09.125	49.383	1:58.508	66.22	1.208	10:20:03.540
6 -	1:07.702	49.942	1:57.644 (3)	66.71	0.344	10:22:01.184
7 -	1:08.475	50.542	1:59.017	65.94	1.717	10:24:00.201
8 -	1:08.333	49.195	1:57.528 (2)	66.77	0.228	10:25:57.729

Weather / Track : Cloudy / Dry

Cadwell Park
 Circuit Length = 2.1800 miles
 Start: 10:09 Flag 10:24 End: 10:26

BMCRC - MRO Championships 2021 - Rnd 3 @ Cadwell Park

EDlasia Formula 400 & Blue Haze GP

RACE 1 - SECTOR ANALYSIS



SECTOR 1 = FL to I1, SECTOR 2 = I1 to FL, DIFF = Difference To Personal Best Lap, P = Crossed Finish Line in Pit Lane, D = Time Disallowed

P25 174 GP		David BOWLER		Yamaha TZ 250 4DP -		
IDEAL LAP TIME : 1:59.404		BEST LAP TIME : 1:59.954		DIFFERENCE : 0.550		
LAP	SECTOR 1	SECTOR 2	LAP TIME	MPH	DIFF	TIME OF DAY
1 -		54.242	3:02.125	43.09	1:02.171	10:12:08.881
2 -	1:12.455	53.221	2:05.676	62.44	5.722	10:14:14.557
3 -	1:10.183	52.718	2:02.901	63.85	2.947	10:16:17.458
4 -	1:09.915	52.321	2:02.236	64.20	2.282	10:18:19.694
5 -	1:09.112	52.801	2:01.913	64.37	1.959	10:20:21.607
6 -	1:08.389	51.658	2:00.047 (2)	65.37	0.093	10:22:21.654
7 -	1:08.734	51.682	2:00.416 (3)	65.17	0.462	10:24:22.070
8 -	1:07.746	52.208	1:59.954 (1)	65.42		10:26:22.024

P26 75 R		Aaron LILLY		Yamaha R3 - AL Graphics		
IDEAL LAP TIME : 1:52.431		BEST LAP TIME : 1:53.697		DIFFERENCE : 1.266		
LAP	SECTOR 1	SECTOR 2	LAP TIME	MPH	DIFF	TIME OF DAY
1 -		47.568	1:59.907	65.45	6.210	10:11:06.663
2 -	1:06.941	46.756	1:53.697 (1)	69.02		10:13:00.360
3 -	1:06.974	47.473	1:54.447 (3)	68.57	0.750	10:14:54.807
4 -	1:06.468	48.284	1:54.752	68.39	1.055	10:16:49.559
5 -	1:06.789	48.355	1:55.144	68.15	1.447	10:18:44.703
6 -	1:05.675	48.168	1:53.843 (2)	68.93	0.146	10:20:38.546

BMCRC - MRO Championships 2021 - Rnd 3 @ Cadwell Park

EDlasia Formula 400 & Blue Haze GP

RACE 1 - BEST SECTORS

SECTOR 1			SECTOR 2			IDEAL / BEST COMPARISON						
POS	NO	NAME	TIME	NO	NAME	TIME	POS	NO	NAME	IDEAL	BEST	DIFF
									PERFECT LAP	1:38.468		
1	1	ATKINSON	57.277	117	HALL	41.191	1	117	HALL	1:38.499	1:39.512	1.013
2	117	HALL	57.308	1	ATKINSON	41.715	2	1	ATKINSON	1:38.992	1:39.519	0.527
3	51	WHOLEY	58.929	51	WHOLEY	42.663	3	51	WHOLEY	1:41.592	1:41.926	0.334
4	41	TATCHELL	59.483	41	TATCHELL	43.087	4	41	TATCHELL	1:42.570	1:42.632	0.062
5	4	SEATH	1:00.438	4	SEATH	43.456	5	4	SEATH	1:43.894	1:43.997	0.103
6	79	BURRILL	1:00.720	79	BURRILL	43.595	6	79	BURRILL	1:44.315	1:44.645	0.330
7	85	ROBINSON	1:00.927	91	NEAL	44.225	7	85	ROBINSON	1:45.504	1:45.533	0.029
8	92	WAINWRIGHT	1:01.312	132	WHITING	44.345	8	91	NEAL	1:45.608	1:45.880	0.272
9	91	NEAL	1:01.383	30	COOPER	44.355	9	92	WAINWRIGHT	1:45.783	1:46.047	0.264
10	132	WHITING	1:01.759	92	WAINWRIGHT	44.471	10	132	WHITING	1:46.104	1:46.300	0.196
11	30	COOPER	1:01.884	19	O'MARA	44.545	11	30	COOPER	1:46.239	1:46.676	0.437
12	351	DIGBY-BAKER	1:01.890	85	ROBINSON	44.577	12	351	DIGBY-BAKER	1:46.543	1:46.543	0.000
13	38	GIBSON	1:02.463	351	DIGBY-BAKER	44.653	13	19	O'MARA	1:47.292	1:48.596	1.304
14	3	BARRETT	1:02.611	38	GIBSON	44.993	14	38	GIBSON	1:47.456	1:47.456	0.000
15	19	O'MARA	1:02.747	47	CLARK	45.789	15	47	CLARK	1:48.591	1:48.709	0.118
16	47	CLARK	1:02.802	551	WORTH	46.083	16	3	BARRETT	1:49.159	1:49.159	0.000
17	551	WORTH	1:03.552	3	BARRETT	46.548	17	551	WORTH	1:49.635	1:49.739	0.104
18	222	EPPS	1:05.001	222	EPPS	46.626	18	222	EPPS	1:51.627	1:51.627	0.000
19	32	MURRAY	1:05.608	75	LILLY	46.756	19	75	LILLY	1:52.431	1:53.697	1.266
20	75	LILLY	1:05.675	32	MURRAY	46.912	20	32	MURRAY	1:52.520	1:52.708	0.188
21	88	PRINOS	1:06.029	88	PRINOS	47.680	21	88	PRINOS	1:53.709	1:53.843	0.134
22	97	TAIG	1:06.470	97	TAIG	48.452	22	97	TAIG	1:54.922	1:55.146	0.224
23	21	THURTL	1:07.702	21	THURTL	49.092	23	21	THURTL	1:56.794	1:57.300	0.506
24	174	BOWLER	1:07.746	96	BELIOSSI	50.518	24	174	BOWLER	1:59.404	1:59.954	0.550
25	96	BELIOSSI	1:10.765	174	BOWLER	51.658	25	96	BELIOSSI	2:01.283	2:01.919	0.636
26							26	22	BALLERINI		1:42.347	

Weather / Track : Cloudy / Dry

Results can be found at www.tsl-timing.com

Cadwell Park
Circuit Length = 2.1800 miles
Start: 10:09 Flag 10:24 End: 10:26

Printed - 10:27 Sunday, 27 June 2021

BMCRC - MRO Championships 2021 - Rnd 3 @ Cadwell Park

EDlasia Formula 400 & Blue Haze GP

RACE 1 - STATISTICS

Competitors Started 26
Planned Start 2021-06-27 @ 09:55:00.000
Actual Start 2021-06-27 @ 10:09:06.755
Finish Time 2021-06-27 @ 10:24:47.275
Track Length 2.1800mi.
Total Laps 224
Total Distance Covered 488.3241mi.

Session Fastest Lap History

NO	CL	NAME	LAP TIME	TIME OF DAY	LAP	VEHICLE
4		James SEATH	1:50.043	10:10:56.828	1	Kawasaki ZXR400 L9
41		Marcus TATCHELL	1:44.524	10:12:41.942	2	Honda VFR400
1	GP	Phil ATKINSON	1:39.888	10:13:21.823	2	Yamaha TZ350
117	GP	Stuart HALL	1:39.646	10:13:22.218	2	Yamaha TZ250
117	GP	Stuart HALL	1:39.512	10:15:01.719	3	Yamaha TZ250

Session Leader History

NO	CL	NAME	FROM LAP	LAPS LED	DISTANCE	VEHICLE
4		James SEATH	1	1	2.18 miles	Kawasaki ZXR400 L9
41		Marcus TATCHELL	2	8	17.44 miles	Honda VFR400

Flag History

TYPE	TIME OF DAY
GREEN	10:09:06.755
FINISH	10:24:47.275

Flag Statistics

TYPE	COUNT	TOTAL LAPS	TOTAL TIME
Green	1	9	17:21.606
Red	0	0	0.000
Safety Car	0	0	0.000
FCY	0	0	0.000

BMCRC - MRO Championships 2021 - Rnd 3 @ Cadwell Park

EDlasia Formula 400 & Blue Haze GP

RACE 1 - STATISTICS

CLASS :

8 Starters

Fastest Lap History

NO	NAME	LAP TIME	TIME OF DAY	LAP	VEHICLE
4	James SEATH	1:50.043	10:10:56.828	1	Kawasaki ZXR400 L9
41	Marcus TATCHELL	1:44.524	10:12:41.942	2	Honda VFR400
41	Marcus TATCHELL	1:43.489	10:14:25.431	3	Honda VFR400
41	Marcus TATCHELL	1:42.848	10:16:08.278	4	Honda VFR400
41	Marcus TATCHELL	1:42.632	10:19:36.041	6	Honda VFR400

Leader History

NO	NAME	FROM LAP	LAPS LED	DISTANCE	VEHICLE
4	James SEATH	1	1	2.18 miles	Kawasaki ZXR400 L9
41	Marcus TATCHELL	2	8	17.44 miles	Honda VFR400

Weather / Track : Cloudy / Dry

Results can be found at www.tsl-timing.com

Page 2 of 5

Cadwell Park
Circuit Length = 2.1800 miles
Start: 10:09 Flag 10:24 End: 10:26

Printed - 10:28 Sunday, 27 June 2021

BMCRC - MRO Championships 2021 - Rnd 3 @ Cadwell Park

EDlasia Formula 400 & Blue Haze GP

RACE 1 - STATISTICS

CLASS : R

2 Starters

Fastest Lap History

NO	NAME	LAP TIME	TIME OF DAY	LAP	VEHICLE
75	Aaron LILLY	1:59.907	10:11:06.705	1	Yamaha R3
75	Aaron LILLY	1:53.697	10:13:00.403	2	Yamaha R3
32	Conor MURRAY	1:53.475	10:16:55.667	4	Kawasaki NINJA300
32	Conor MURRAY	1:52.994	10:20:42.557	6	Kawasaki NINJA300
32	Conor MURRAY	1:52.708	10:26:22.380	9	Kawasaki NINJA300

Leader History

NO	NAME	FROM LAP	LAPS LED	DISTANCE	VEHICLE
75	Aaron LILLY	1	6	13.08 miles	Yamaha R3
32	Conor MURRAY	7	3	6.54 miles	Kawasaki NINJA300

BMCRC - MRO Championships 2021 - Rnd 3 @ Cadwell Park

EDlasia Formula 400 & Blue Haze GP

RACE 1 - STATISTICS

CLASS : S

4 Starters

Fastest Lap History

NO	NAME	LAP TIME	TIME OF DAY	LAP	VEHICLE
351	Sam DIGBY-BAKER	1:55.554	10:11:02.340	1	Kawasaki ZXR400
351	Sam DIGBY-BAKER	1:49.106	10:12:51.447	2	Kawasaki ZXR400
30	Alan COOPER	1:48.651	10:12:51.575	2	Yamaha TZR250
351	Sam DIGBY-BAKER	1:48.344	10:16:28.618	4	Kawasaki ZXR400
351	Sam DIGBY-BAKER	1:47.673	10:20:05.345	6	Kawasaki ZXR400
30	Alan COOPER	1:47.225	10:20:05.909	6	Yamaha TZR250
351	Sam DIGBY-BAKER	1:46.543	10:21:51.888	7	Kawasaki ZXR400

Leader History

NO	NAME	FROM LAP	LAPS LED	DISTANCE	VEHICLE
351	Sam DIGBY-BAKER	1	8	17.44 miles	Kawasaki ZXR400
30	Alan COOPER	9	1	2.18 miles	Yamaha TZR250

BMCRC - MRO Championships 2021 - Rnd 3 @ Cadwell Park

EDlasia Formula 400 & Blue Haze GP

RACE 1 - STATISTICS

CLASS : GP

12 Starters

Fastest Lap History

NO	NAME	LAP TIME	TIME OF DAY	LAP	VEHICLE
1	Phil ATKINSON	2:35.170	10:11:41.937	1	Yamaha TZ350
1	Phil ATKINSON	1:39.888	10:13:21.823	2	Yamaha TZ350
117	Stuart HALL	1:39.646	10:13:22.218	2	Yamaha TZ250
117	Stuart HALL	1:39.512	10:15:01.719	3	Yamaha TZ250

Leader History

NO	NAME	FROM LAP	LAPS LED	DISTANCE	VEHICLE
1	Phil ATKINSON	1	9	19.62 miles	Yamaha TZ350

BMCRC - MRO Championships 2021 - Rnd 3 @ Cadwell Park



EDlasia Formula 400 & Blue Haze GP



RACE 11 - GRID (9 Laps)

ROW 12	34	12	Adrian MARTIN	35	147	John HANNAFORD			
ROW 11	31	88	George PRINOS	32	21	Stuart THURTLÉ	33	174	David BOWLER
ROW 10	28	132	Paul WHITING	29	3	Tom BARRETT	30	551	Jack WORTH
ROW 9	25	22	Rik BALLERINI	26	79	Jason BURRILL	27	92	Jordan WAINWRIGHT
ROW 8	22	117	Stuart HALL	23	1	Phil ATKINSON	24	51	Kevin WHOLEY
ROW 7	19			20			21		
ROW 6	16	27	Richard HAYWARD	17	52	Mark NERLICH	18	73	Colvin TURNER
ROW 5	13	97	Nicholas TAIG	14	96	Giovanni BELIOSSI	15	17	Dan MILES
ROW 4	10	222	Matthew EPPS	11	32	Conor MURRAY	12	75	Aaron LILLY
ROW 3	7	38	Peter GIBSON	8	19	James O'MARA	9	47	Allan CLARK
ROW 2	4	91	Kevin NEAL	5	351	Sam DIGBY-BAKER	6	30	Alan COOPER
ROW 1	1	41	Marcus TATCHELL	2	4	James SEATH	3	85	James ROBINSON

Pole

Cadwell Park

Circuit Length = 2.1800 miles

These results are provisional until the conclusion of any judicial and technical matters.

Clerk Of Course :	Stewards :	Timekeeper : Sarah Evans
-------------------	------------	--------------------------

Results can be found at www.tsl-timing.com

Printed - 10:34 Sunday, 27 June 2021



BMCRC - MRO Championships 2021 - Rnd 3 @ Cadwell Park



EDlasia Formula 400 & Blue Haze GP



RACE 11 - CLASSIFICATION

POS	NO	CL	PIC NAME	ENTRY	LAPS	TIME	GAP	DIFF	MPH	BEST	ON
1	41		Marcus TATCHELL	Honda VFR400 - Tatchell Motors	7	12:02.945			75.98	1:41.761	6
2	4		James SEATH	Kawasaki ZXR400 L9 - Ovenden Earthmoving	7	12:08.637	5.692	5.692	75.39	1:42.359	5
3	1	GP	Phil ATKINSON	Yamaha TZ350 - Rose mot centre	7	12:29.809	26.864	21.172	73.26	1:38.653	3
4	91		Kevin NEAL	Kawasaki ZXR400 -	7	12:37.383	34.438	7.574	72.53	1:47.207	4
5	117	GP	Stuart HALL	Yamaha TZ250 -	7	12:37.502	34.557	0.119	72.52	1:39.586	3
6	30	S	Alan COOPER	Yamaha TZR250 - twistgrip motorcycles	7	12:38.364	35.419	0.862	72.44	1:46.525	6
7	51	GP	Kevin WHOLEY	Yamaha TZ 250 - Twistgrip Motorcycles	7	12:40.159	37.214	1.795	72.26	1:40.681	2
8	85		James ROBINSON	Kawasaki ZXR400 - claire palastanga ceramics	7	12:41.557	38.612	1.398	72.13	1:47.546	7
9	38		Peter GIBSON	Honda VFR400 -	7	12:43.102	40.157	1.545	71.99	1:46.398	5
10	351	S	Sam DIGBY-BAKER	Kawasaki ZXR400 -	7	12:52.458	49.513	9.356	71.11	1:48.811	5
11	22	GP	Rik BALLERINI	Yamaha TZ250 - SCLS LTD, GECKO RACING, CA	7	12:55.993	53.048	3.535	70.79	1:42.683	5
12	19		James O'MARA	Kawasaki NINJA 300 - BRP Machining Ltd	7	12:58.205	55.260	2.212	70.59	1:47.067	5
13	47		Allan CLARK	Kawasaki ZXR400 - A Clark & Sons Builders	7	12:59.050	56.105	0.845	70.51	1:48.721	4
14	79	GP	Jason BURRILL	Yamaha TZ250 5KE -	7	13:06.011	1:03.066	6.961	69.89	1:42.901	2
15	75	R	Aaron LILLY	Yamaha R3 - AL Graphics	7	13:06.301	1:03.356	0.290	69.86	1:50.247	6
16	222	S	Matthew EPPS	Kawasaki ZXR400 - M.E Vehicle Repairs	7	13:08.061	1:05.116	1.760	69.71	1:50.861	7
17	32	R	Conor MURRAY	Kawasaki NINJA300 -	7	13:10.346	1:07.401	2.285	69.50	1:50.835	7
18	12	GP	Adrian MARTIN	Yamaha TZ250 - Strategic business development &	7	13:14.751	1:11.806	4.405	69.12	1:44.632	4
19	92	GP	Jordan WAINWRIGHT	Yamaha TZ250T -	7	13:15.162	1:12.217	0.411	69.08	1:45.420	7
20	3	GP	Tom BARRETT	Honda RS250 - The Two Stroke Workshop	7	13:17.569	1:14.624	2.407	68.87	1:45.951	3
21	551	GP	Jack WORTH	Honda RS 125 - Ds racing	7	13:21.222	1:18.277	3.653	68.56	1:45.954	7
22	132	GP	Paul WHITING	Yamaha TZ250T - John Whiting	7	13:37.118	1:34.173	15.896	67.23	1:48.887	4
23	96		Giovanni BELIOSSI	Kawasaki NINJA300 - ASR Accident Storage Recov	7	13:46.758	1:43.813	9.640	66.44	1:56.466	7
24	21	GP	Stuart THURTL	Yamaha TZ250B 3YL - TeamTortoise Racing	6	12:16.070	1 Lap	1 Lap	63.97	1:52.841	6
25	88	GP	George PRINOS	Yamaha TZ250 - KAPPA PLANNING LTD	6	12:57.464	1 Lap	41.394	60.56	1:56.512	5
26	174	GP	David BOWLER	Yamaha TZ 250 4DP -	6	13:05.975	1 Lap	8.511	59.91	2:01.415	4

NOT CLASSIFIED

DNF	73	R	Colvin TURNER	Yamaha TZR250 -	0						
DNF	147	GP	John HANNAFORD	Yamaha TZ350D -	0						
NS	97	S	Nicholas TAIG	Honda VFR400 NC30 - RST, Bell Helmets UK	0						
NS	17	S/R	Dan MILES	Yamaha TZR250 -	0						
NS	27	S	Richard HAYWARD	Yamaha TZR - Hazel Motors/ Gforce	0						
NS	52		Mark NERLICH	Yamaha FZR -	0						

FASTEST LAP

1	GP	Phil ATKINSON	Yamaha TZ350 - Rose mot centre	3	1:38.653	79.55 mph	128.02 kph
41		Marcus TATCHELL	Honda VFR400 - Tatchell Motors	6	1:41.761	77.12 mph	124.11 kph
30	S	Alan COOPER	Yamaha TZR250 - twistgrip motorcycles	6	1:46.525	73.67 mph	118.56 kph
75	R	Aaron LILLY	Yamaha R3 - AL Graphics	6	1:50.247	71.18 mph	114.56 kph

Class - 92.5% of Race Speed = 70.28 mph
 Class GP - 92.5% of Race Speed = 67.76 mph
 Class S - 92.5% of Race Speed = 67.00 mph
 Class R - 92.5% of Race Speed = 64.62 mph

Cadwell Park: 2.1800 miles
 Race Distance: 7 Laps / 15.26 miles
 Start: 14:32 Flag 14:44 End: 14:46

Weather / Track : Cloudy / Dry

These results are provisional until the conclusion of any judicial and technical matters.

Clerk Of Course :	Stewards :	Timekeeper : Sarah Evans
-------------------	------------	--------------------------

Results can be found at www.tsl-timing.com

Printed - 14:46 Sunday, 27 June 2021



BMCRC - MRO Championships 2021 - Rnd 3 @ Cadwell Park

EDlasia Formula 400 & Blue Haze GP

RACE 11 - LAP CHART

LAP 1 @ 14:34:34.955

NO	BEHIND	LAP TIME
4		1:47.994
41	0.369	1:48.363
91	4.304	1:52.298
85	5.136	1:53.130
30	6.535	1:54.529
351	6.692	1:54.686
222	8.608	1:56.602
38	8.920	1:56.914
47	10.111	1:58.105
19	10.453	1:58.447
75	10.843	1:58.837
32	11.744	1:59.738
96	15.964	2:03.958
117	43.228	2:31.222
1	43.371	2:31.365
51	44.147	2:32.141
22	45.635	2:33.629
79	46.090	2:34.084
3	50.533	2:38.527
92	50.842	2:38.836
551	51.314	2:39.308
132	52.381	2:40.375
12	52.430	2:40.424
21	57.877	2:45.871
174	1:06.349	2:54.343
88	1:16.176	3:04.170

LAP 2 @ 14:36:17.872

NO	BEHIND	LAP TIME
41		1:42.548
4	0.827	1:43.744
91	8.832	1:47.445
85	10.314	1:48.095
30	10.528	1:46.910
351	12.729	1:48.954
38	14.809	1:48.806
47	16.716	1:49.522
19	17.266	1:49.730
222	17.486	1:51.795
75	19.007	1:51.081
32	20.953	1:52.126
96	30.663	1:57.616
1	39.912	1:39.458
117	40.115	1:39.804
51	41.911	1:40.681
22	45.628	1:42.910
79	46.074	1:42.901
3	54.073	1:46.457
92	54.542	1:46.617
551	55.635	1:47.238
12	56.552	1:47.039
132	59.244	1:49.780
21	1:09.523	1:54.563
174	1:26.167	2:02.735
88	1:34.965	2:01.706

LAP 3 @ 14:38:00.679

NO	BEHIND	LAP TIME
41		1:42.807
4	1.803	1:43.783
91	13.370	1:47.345

30	14.726	1:47.005
85	16.721	1:49.214
351	19.489	1:49.567
38	19.829	1:47.827
47	23.435	1:49.526
222	25.955	1:51.276
19	26.538	1:52.079
75	27.032	1:50.832
32	29.665	1:51.519
1	35.758	1:38.653
117	36.894	1:39.586
51	40.259	1:41.155
96	45.108	1:57.252
22	46.085	1:43.264
79	46.721	1:43.454
3	57.217	1:45.951
92	57.526	1:45.791
12	1:00.060	1:46.315
551	1:00.863	1:48.035
132	1:05.932	1:49.495
21	1:21.561	1:54.845

LAP 4 @ 14:39:43.594

NO	BEHIND	LAP TIME
41		1:42.915
4	2.631	1:43.743
174	1 Lap	2:03.032
88	1 Lap	1:59.662
91	17.662	1:47.207
30	18.376	1:46.565
85	21.745	1:47.939
38	24.920	1:48.006
351	26.444	1:49.870
47	29.241	1:48.721
19	32.458	1:48.835
1	33.007	1:40.164
222	34.284	1:51.244
117	34.353	1:40.374
75	35.422	1:51.305
51	38.832	1:41.488
32	39.155	1:52.405
22	46.293	1:43.123
79	49.098	1:45.292
96	59.587	1:57.394
92	1:00.586	1:45.975
3	1:01.140	1:46.838
12	1:01.777	1:44.632
551	1:04.849	1:46.901
132	1:11.904	1:48.887
21	1:32.535	1:53.889

LAP 5 @ 14:41:25.632

NO	BEHIND	LAP TIME
41		1:42.038
4	2.952	1:42.359
174	1 Lap	2:01.415
91	24.049	1:48.425
88	1 Lap	1:58.290
30	25.299	1:48.961
85	27.485	1:47.778
38	29.280	1:46.398
1	30.637	1:39.668
117	32.918	1:40.603
351	33.217	1:48.811

47	36.202	1:48.999
19	37.487	1:47.067
51	37.813	1:41.019
222	43.981	1:51.735
75	44.690	1:51.306
22	46.938	1:42.683
32	49.028	1:51.911
79	51.192	1:44.132
92	1:04.545	1:45.997
12	1:06.480	1:46.741
3	1:06.494	1:47.392
551	1:10.218	1:47.407
96	1:14.171	1:56.622
132	1:18.913	1:49.047

LAP 6 @ 14:43:07.393

NO	BEHIND	LAP TIME
41		1:41.761
21	1 Lap	1:54.061
4	3.911	1:42.720
91	29.667	1:47.379
1	29.847	1:40.971
30	30.063	1:46.525
117	33.392	1:42.235
85	33.579	1:47.855
38	35.452	1:47.933
51	38.519	1:42.467
88	1 Lap	1:56.512
351	42.376	1:50.920
47	43.256	1:48.815
174	1 Lap	2:02.643
19	44.072	1:48.346
22	49.133	1:43.956
75	53.176	1:50.247
79	56.637	1:47.206
222	56.768	1:54.548
32	59.079	1:51.812
92	1:09.310	1:46.526
12	1:09.357	1:44.638
3	1:11.055	1:46.322
551	1:14.836	1:46.379
132	1:27.320	1:50.168
96	1:29.860	1:57.450

LAP 7 @ 14:44:49.906

NO	BEHIND	LAP TIME
41		1:42.513
4	5.692	1:44.294
21	1 Lap	1:52.841
1	26.864	1:39.530
91	34.438	1:47.284
117	34.557	1:43.678
30	35.419	1:47.869
51	37.214	1:41.208
85	38.612	1:47.546
38	40.157	1:47.218
351	49.513	1:49.650
22	53.048	1:46.428
88	1 Lap	1:57.124
19	55.260	1:53.701
47	56.105	1:55.362
174	1 Lap	2:01.807
79	1:03.066	1:48.942
75	1:03.356	1:52.693

Cadwell Park
Circuit Length = 2.1800 miles
Start: 14:32 Flag 14:44 End: 14:46

Weather / Track : Cloudy / Dry

Results can be found at www.tsl-timing.com

Printed - 14:48 Sunday, 27 June 2021

BMCRC - MRO Championships 2021 - Rnd 3 @ Cadwell Park

EDlasia Formula 400 & Blue Haze GP

RACE 11 - SECTOR ANALYSIS



SECTOR 1 = FL to I1, SECTOR 2 = I1 to FL, DIFF = Difference To Personal Best Lap, P = Crossed Finish Line in Pit Lane, D = Time Disallowed

P1 41		Marcus TATCHELL		Honda VFR400 - Tatchell Motors			
IDEAL LAP TIME : 1:41.490		BEST LAP TIME : 1:41.761		DIFFERENCE : 0.271			
LAP	SECTOR 1	SECTOR 2	LAP TIME	MPH	DIFF	TIME OF DAY	
1 -		43.221	1:48.363	72.42	6.602	14:34:35.324	
2 -	59.582	42.966	1:42.548	76.53	0.787	14:36:17.872	
3 -	59.491	43.316	1:42.807	76.33	1.046	14:38:00.679	
4 -	1:00.179	42.736	1:42.915	76.25	1.154	14:39:43.594	
5 -	59.098	42.940	1:42.038 (2)	76.91	0.277	14:41:25.632	
6 -	58.754	43.007	1:41.761 (1)	77.12		14:43:07.393	
7 -	59.046	43.467	1:42.513 (3)	76.55	0.752	14:44:49.906	

P2 4		James SEATH		Kawasaki ZXR400 L9 - Ovenden Earthmoving			
IDEAL LAP TIME : 1:42.359		BEST LAP TIME : 1:42.359		DIFFERENCE : 0.000			
LAP	SECTOR 1	SECTOR 2	LAP TIME	MPH	DIFF	TIME OF DAY	
1 -		43.184	1:47.994	72.67	5.635	14:34:34.955	
2 -	59.975	43.769	1:43.744	75.64	1.385	14:36:18.699	
3 -	1:00.107	43.676	1:43.783	75.61	1.424	14:38:02.482	
4 -	1:00.020	43.723	1:43.743 (3)	75.64	1.384	14:39:46.225	
5 -	59.388	42.971	1:42.359 (1)	76.67		14:41:28.584	
6 -	59.662	43.058	1:42.720 (2)	76.40	0.361	14:43:11.304	
7 -	1:00.888	43.406	1:44.294	75.24	1.935	14:44:55.598	

P3 1 GP		Phil ATKINSON		Yamaha TZ350 - Rose mot centre			
IDEAL LAP TIME : 1:38.308		BEST LAP TIME : 1:38.653		DIFFERENCE : 0.345			
LAP	SECTOR 1	SECTOR 2	LAP TIME	MPH	DIFF	TIME OF DAY	
1 -		42.364	2:31.365	51.84	52.712	14:35:18.326	
2 -	58.232	41.226	1:39.458 (2)	78.90	0.805	14:36:57.784	
3 -	57.082	41.571	1:38.653 (1)	79.55		14:38:36.437	
4 -	57.491	42.673	1:40.164	78.35	1.511	14:40:16.601	
5 -	57.317	42.351	1:39.668	78.74	1.015	14:41:56.269	
6 -	59.107	41.864	1:40.971	77.72	2.318	14:43:37.240	
7 -	57.383	42.147	1:39.530 (3)	78.85	0.877	14:45:16.770	

P4 91		Kevin NEAL		Kawasaki ZXR400 -			
IDEAL LAP TIME : 1:46.397		BEST LAP TIME : 1:47.207		DIFFERENCE : 0.810			
LAP	SECTOR 1	SECTOR 2	LAP TIME	MPH	DIFF	TIME OF DAY	
1 -		45.238	1:52.298	69.88	5.091	14:34:39.259	
2 -	1:02.864	44.581	1:47.445	73.04	0.238	14:36:26.704	
3 -	1:02.942	44.403	1:47.345 (3)	73.11	0.138	14:38:14.049	
4 -	1:03.019	44.188	1:47.207 (1)	73.20		14:40:01.256	
5 -	1:02.209	46.216	1:48.425	72.38	1.218	14:41:49.681	
6 -	1:02.943	44.436	1:47.379	73.08	0.172	14:43:37.060	
7 -	1:02.523	44.761	1:47.284 (2)	73.15	0.077	14:45:24.344	

P5 117 GP		Stuart HALL		Yamaha TZ250 -			
IDEAL LAP TIME : 1:38.816		BEST LAP TIME : 1:39.586		DIFFERENCE : 0.770			
LAP	SECTOR 1	SECTOR 2	LAP TIME	MPH	DIFF	TIME OF DAY	
1 -		42.591	2:31.222	51.89	51.636	14:35:18.183	
2 -	58.745	41.059	1:39.804 (2)	78.63	0.218	14:36:57.987	
3 -	58.200	41.386	1:39.586 (1)	78.80		14:38:37.573	
4 -	58.013	42.361	1:40.374 (3)	78.18	0.788	14:40:17.947	
5 -	57.757	42.846	1:40.603	78.01	1.017	14:41:58.550	
6 -	59.521	42.714	1:42.235	76.76	2.649	14:43:40.785	
7 -	59.078	44.600	1:43.678	75.69	4.092	14:45:24.463	

Weather / Track : Cloudy / Dry

Cadwell Park
Circuit Length = 2.1800 miles
Start: 14:32 Flag 14:44 End: 14:46

BMCRRC - MRO Championships 2021 - Rnd 3 @ Cadwell Park

EDlasia Formula 400 & Blue Haze GP

RACE 11 - SECTOR ANALYSIS



SECTOR 1 = FL to I1, SECTOR 2 = I1 to FL, DIFF = Difference To Personal Best Lap, P = Crossed Finish Line in Pit Lane, D = Time Disallowed

P6 30 S		Alan COOPER		Yamaha TZR250 - twistgrip motorcycles		
IDEAL LAP TIME : 1:45.555		BEST LAP TIME : 1:46.525		DIFFERENCE : 0.970		
LAP	SECTOR 1	SECTOR 2	LAP TIME	MPH	DIFF	TIME OF DAY
1 -		45.057	1:54.529	68.52	8.004	14:34:41.490
2 -	1:01.373	45.537	1:46.910 (3)	73.40	0.385	14:36:28.400
3 -	1:02.573	44.432	1:47.005	73.34	0.480	14:38:15.405
4 -	1:02.179	44.386	1:46.565 (2)	73.64	0.040	14:40:01.970
5 -	1:02.060	46.901	1:48.961	72.02	2.436	14:41:50.931
6 -	1:02.343	44.182	1:46.525 (1)	73.67		14:43:37.456
7 -	1:02.719	45.150	1:47.869	72.75	1.344	14:45:25.325

P7 51 GP		Kevin WHOLEY		Yamaha TZ 250 - Twistgrip Motorcycles		
IDEAL LAP TIME : 1:40.523		BEST LAP TIME : 1:40.681		DIFFERENCE : 0.158		
LAP	SECTOR 1	SECTOR 2	LAP TIME	MPH	DIFF	TIME OF DAY
1 -		42.856	2:32.141	51.58	51.460	14:35:19.102
2 -	58.671	42.010	1:40.681 (1)	77.94		14:36:59.783
3 -	58.513	42.642	1:41.155 (3)	77.58	0.474	14:38:40.938
4 -	58.785	42.703	1:41.488	77.33	0.807	14:40:22.426
5 -	58.695	42.324	1:41.019 (2)	77.68	0.338	14:42:03.445
6 -	58.774	43.693	1:42.467	76.59	1.786	14:43:45.912
7 -	58.725	42.483	1:41.208	77.54	0.527	14:45:27.120

P8 85		James ROBINSON		Kawasaki ZXR400 - claire palastanga ceramics		
IDEAL LAP TIME : 1:47.408		BEST LAP TIME : 1:47.546		DIFFERENCE : 0.138		
LAP	SECTOR 1	SECTOR 2	LAP TIME	MPH	DIFF	TIME OF DAY
1 -		45.421	1:53.130	69.37	5.584	14:34:40.091
2 -	1:02.486	45.609	1:48.095	72.60	0.549	14:36:28.186
3 -	1:03.239	45.975	1:49.214	71.85	1.668	14:38:17.400
4 -	1:02.269	45.670	1:47.939	72.70	0.393	14:40:05.339
5 -	1:02.264	45.514	1:47.778 (2)	72.81	0.232	14:41:53.117
6 -	1:02.578	45.277	1:47.855 (3)	72.76	0.309	14:43:40.972
7 -	1:02.131	45.415	1:47.546 (1)	72.97		14:45:28.518

P9 38		Peter GIBSON		Honda VFR400 -		
IDEAL LAP TIME : 1:46.398		BEST LAP TIME : 1:46.398		DIFFERENCE : 0.000		
LAP	SECTOR 1	SECTOR 2	LAP TIME	MPH	DIFF	TIME OF DAY
1 -		46.354	1:56.914	67.12	10.516	14:34:43.875
2 -	1:03.555	45.251	1:48.806	72.12	2.408	14:36:32.681
3 -	1:02.501	45.326	1:47.827 (3)	72.78	1.429	14:38:20.508
4 -	1:03.090	44.916	1:48.006	72.66	1.608	14:40:08.514
5 -	1:01.997	44.401	1:46.398 (1)	73.76		14:41:54.912
6 -	1:03.382	44.551	1:47.933	72.71	1.535	14:43:42.845
7 -	1:02.151	45.067	1:47.218 (2)	73.19	0.820	14:45:30.063

P10 351 S		Sam DIGBY-BAKER		Kawasaki ZXR400 -		
IDEAL LAP TIME : 1:48.333		BEST LAP TIME : 1:48.811		DIFFERENCE : 0.478		
LAP	SECTOR 1	SECTOR 2	LAP TIME	MPH	DIFF	TIME OF DAY
1 -		46.017	1:54.686	68.43	5.875	14:34:41.647
2 -	1:03.412	45.542	1:48.954 (2)	72.03	0.143	14:36:30.601
3 -	1:03.646	45.921	1:49.567 (3)	71.62	0.756	14:38:20.168
4 -	1:03.480	46.390	1:49.870	71.43	1.059	14:40:10.038
5 -	1:03.331	45.480	1:48.811 (1)	72.12		14:41:58.849
6 -	1:02.853	48.067	1:50.920	70.75	2.109	14:43:49.769
7 -	1:03.776	45.874	1:49.650	71.57	0.839	14:45:39.419

Weather / Track : Cloudy / Dry

Cadwell Park
Circuit Length = 2.1800 miles
Start: 14:32 Flag 14:44 End: 14:46

BMCRC - MRO Championships 2021 - Rnd 3 @ Cadwell Park

EDlasia Formula 400 & Blue Haze GP

RACE 11 - SECTOR ANALYSIS



SECTOR 1 = FL to I1, SECTOR 2 = I1 to FL, DIFF = Difference To Personal Best Lap, P = Crossed Finish Line in Pit Lane, D = Time Disallowed

P11 22 GP		Rik BALLERINI		Yamaha TZ250 - SCLS LTD, GECKO RACING, CAMBRIDGE M			
IDEAL LAP TIME : 1:42.493		BEST LAP TIME : 1:42.683		DIFFERENCE : 0.190			
LAP	SECTOR 1	SECTOR 2	LAP TIME	MPH	DIFF	TIME OF DAY	
1 -		43.894	2:33.629	51.08	50.946	14:35:20.590	
2 -	58.800	44.110	1:42.910 (2)	76.26	0.227	14:37:03.500	
3 -	59.135	44.129	1:43.264	76.00	0.581	14:38:46.764	
4 -	59.042	44.081	1:43.123 (3)	76.10	0.440	14:40:29.887	
5 -	58.990	43.693	1:42.683 (1)	76.43		14:42:12.570	
6 -	1:00.090	43.866	1:43.956	75.49	1.273	14:43:56.526	
7 -	1:00.052	46.376	1:46.428	73.74	3.745	14:45:42.954	

P12 19		James O'MARA		Kawasaki NINJA 300 - BRP Machining Ltd			
IDEAL LAP TIME : 1:47.067		BEST LAP TIME : 1:47.067		DIFFERENCE : 0.000			
LAP	SECTOR 1	SECTOR 2	LAP TIME	MPH	DIFF	TIME OF DAY	
1 -		46.157	1:58.447	66.25	11.380	14:34:45.408	
2 -	1:03.232	46.498	1:49.730	71.52	2.663	14:36:35.138	
3 -	1:04.888	47.191	1:52.079	70.02	5.012	14:38:27.217	
4 -	1:04.276	44.559	1:48.835 (3)	72.10	1.768	14:40:16.052	
5 -	1:02.746	44.321	1:47.067 (1)	73.30		14:42:03.119	
6 -	1:03.368	44.978	1:48.346 (2)	72.43	1.279	14:43:51.465	
7 -	1:04.501	49.200	1:53.701	69.02	6.634	14:45:45.166	

P13 47		Allan CLARK		Kawasaki ZXR400 - A Clark & Sons Builders			
IDEAL LAP TIME : 1:48.585		BEST LAP TIME : 1:48.721		DIFFERENCE : 0.136			
LAP	SECTOR 1	SECTOR 2	LAP TIME	MPH	DIFF	TIME OF DAY	
1 -		46.845	1:58.105	66.44	9.384	14:34:45.066	
2 -	1:03.130	46.392	1:49.522	71.65	0.801	14:36:34.588	
3 -	1:03.448	46.078	1:49.526	71.65	0.805	14:38:24.114	
4 -	1:02.557	46.164	1:48.721 (1)	72.18		14:40:12.835	
5 -	1:02.507	46.492	1:48.999 (3)	72.00	0.278	14:42:01.834	
6 -	1:02.717	46.098	1:48.815 (2)	72.12	0.094	14:43:50.649	
7 -	1:03.816	51.546	1:55.362	68.02	6.641	14:45:46.011	

P14 79 GP		Jason BURRILL		Yamaha TZ250 5KE -			
IDEAL LAP TIME : 1:42.621		BEST LAP TIME : 1:42.901		DIFFERENCE : 0.280			
LAP	SECTOR 1	SECTOR 2	LAP TIME	MPH	DIFF	TIME OF DAY	
1 -		43.457	2:34.084	50.93	51.183	14:35:21.045	
2 -	59.275	43.626	1:42.901 (1)	76.26		14:37:03.946	
3 -	1:00.108	43.346	1:43.454 (2)	75.86	0.553	14:38:47.400	
4 -	1:01.405	43.887	1:45.292	74.53	2.391	14:40:32.692	
5 -	1:00.438	43.694	1:44.132 (3)	75.36	1.231	14:42:16.824	
6 -	1:01.656	45.550	1:47.206	73.20	4.305	14:44:04.030	
7 -	1:02.576	46.366	1:48.942	72.03	6.041	14:45:52.972	

P15 75 R		Aaron LILLY		Yamaha R3 - AL Graphics			
IDEAL LAP TIME : 1:50.247		BEST LAP TIME : 1:50.247		DIFFERENCE : 0.000			
LAP	SECTOR 1	SECTOR 2	LAP TIME	MPH	DIFF	TIME OF DAY	
1 -		46.290	1:58.837	66.04	8.590	14:34:45.798	
2 -	1:05.028	46.053	1:51.081 (3)	70.65	0.834	14:36:36.879	
3 -	1:04.898	45.934	1:50.832 (2)	70.81	0.585	14:38:27.711	
4 -	1:04.489	46.816	1:51.305	70.50	1.058	14:40:19.016	
5 -	1:04.781	46.525	1:51.306	70.50	1.059	14:42:10.322	
6 -	1:04.342	45.905	1:50.247 (1)	71.18		14:44:00.569	
7 -	1:05.469	47.224	1:52.693	69.64	2.446	14:45:53.262	

Weather / Track : Cloudy / Dry

Cadwell Park
Circuit Length = 2.1800 miles
Start: 14:32 Flag 14:44 End: 14:46

BMCRC - MRO Championships 2021 - Rnd 3 @ Cadwell Park

EDlasia Formula 400 & Blue Haze GP

RACE 11 - SECTOR ANALYSIS



SECTOR 1 = FL to I1, SECTOR 2 = I1 to FL, DIFF = Difference To Personal Best Lap, P = Crossed Finish Line in Pit Lane, D = Time Disallowed

P16 222 S		Matthew EPPS		Kawasaki ZXR400 - M.E Vehicle Repairs		
IDEAL LAP TIME : 1:50.840		BEST LAP TIME : 1:50.861		DIFFERENCE : 0.021		
LAP	SECTOR 1	SECTOR 2	LAP TIME	MPH	DIFF	TIME OF DAY
1 -		46.655	1:56.602	67.30	5.741	14:34:43.563
2 -	1:05.217	46.578	1:51.795	70.20	0.934	14:36:35.358
3 -	1:04.414	46.862	1:51.276 (3)	70.52	0.415	14:38:26.634
4 -	1:04.800	46.444	1:51.244 (2)	70.54	0.383	14:40:17.878
5 -	1:05.200	46.535	1:51.735	70.23	0.874	14:42:09.613
6 -	1:07.790	46.758	1:54.548	68.51	3.687	14:44:04.161
7 -	1:04.396	46.465	1:50.861 (1)	70.79		14:45:55.022

P17 32 R		Conor MURRAY		Kawasaki NINJA300 -		
IDEAL LAP TIME : 1:50.835		BEST LAP TIME : 1:50.835		DIFFERENCE : 0.000		
LAP	SECTOR 1	SECTOR 2	LAP TIME	MPH	DIFF	TIME OF DAY
1 -		47.072	1:59.738	65.54	8.903	14:34:46.699
2 -	1:05.293	46.833	1:52.126	69.99	1.291	14:36:38.825
3 -	1:04.925	46.594	1:51.519 (2)	70.37	0.684	14:38:30.344
4 -	1:05.224	47.181	1:52.405	69.81	1.570	14:40:22.749
5 -	1:05.267	46.644	1:51.911	70.12	1.076	14:42:14.660
6 -	1:05.409	46.403	1:51.812 (3)	70.18	0.977	14:44:06.472
7 -	1:04.499	46.336	1:50.835 (1)	70.80		14:45:57.307

P18 12 GP		Adrian MARTIN		Yamaha TZ250 - Strategic business development & support ltd		
IDEAL LAP TIME : 1:44.122		BEST LAP TIME : 1:44.632		DIFFERENCE : 0.510		
LAP	SECTOR 1	SECTOR 2	LAP TIME	MPH	DIFF	TIME OF DAY
1 -		45.559	2:40.424	48.92	55.792	14:35:27.385
2 -	1:02.131	44.908	1:47.039	73.31	2.407	14:37:14.424
3 -	1:01.723	44.592	1:46.315	73.81	1.683	14:39:00.739
4 -	1:00.839	43.793	1:44.632 (1)	75.00		14:40:45.371
5 -	1:01.501	45.240	1:46.741	73.52	2.109	14:42:32.112
6 -	1:00.329	44.309	1:44.638 (2)	75.00	0.006	14:44:16.750
7 -	1:00.703	44.259	1:44.962 (3)	74.77	0.330	14:46:01.712

P19 92 GP		Jordan WAINWRIGHT		Yamaha TZ250T -		
IDEAL LAP TIME : 1:45.060		BEST LAP TIME : 1:45.420		DIFFERENCE : 0.360		
LAP	SECTOR 1	SECTOR 2	LAP TIME	MPH	DIFF	TIME OF DAY
1 -		45.493	2:38.836	49.40	53.416	14:35:25.797
2 -	1:01.281	45.336	1:46.617	73.60	1.197	14:37:12.414
3 -	1:00.897	44.894	1:45.791 (2)	74.18	0.371	14:38:58.205
4 -	1:00.866	45.109	1:45.975 (3)	74.05	0.555	14:40:44.180
5 -	1:01.374	44.623	1:45.997	74.04	0.577	14:42:30.177
6 -	1:01.932	44.594	1:46.526	73.67	1.106	14:44:16.703
7 -	1:01.226	44.194	1:45.420 (1)	74.44		14:46:02.123

P20 3 GP		Tom BARRETT		Honda RS250 - The Two Stroke Workshop		
IDEAL LAP TIME : 1:45.754		BEST LAP TIME : 1:45.951		DIFFERENCE : 0.197		
LAP	SECTOR 1	SECTOR 2	LAP TIME	MPH	DIFF	TIME OF DAY
1 -		46.340	2:38.527	49.50	52.576	14:35:25.488
2 -	1:00.668	45.789	1:46.457	73.72	0.506	14:37:11.945
3 -	1:00.550	45.401	1:45.951 (1)	74.07		14:38:57.896
4 -	1:00.749	46.089	1:46.838	73.45	0.887	14:40:44.734
5 -	1:01.790	45.602	1:47.392	73.07	1.441	14:42:32.126
6 -	1:01.072	45.250	1:46.322 (3)	73.81	0.371	14:44:18.448
7 -	1:00.504	45.578	1:46.082 (2)	73.98	0.131	14:46:04.530

Weather / Track : Cloudy / Dry

Cadwell Park
Circuit Length = 2.1800 miles
Start: 14:32 Flag 14:44 End: 14:46

BMCRC - MRO Championships 2021 - Rnd 3 @ Cadwell Park

EDlasia Formula 400 & Blue Haze GP

RACE 11 - SECTOR ANALYSIS



SECTOR 1 = FL to I1, SECTOR 2 = I1 to FL, DIFF = Difference To Personal Best Lap, P = Crossed Finish Line in Pit Lane, D = Time Disallowed

P21 551 GP Jack WORTH			Honda RS 125 - Ds racing			
IDEAL LAP TIME : 1:45.954		BEST LAP TIME : 1:45.954		DIFFERENCE : 0.000		
LAP	SECTOR 1	SECTOR 2	LAP TIME	MPH	DIFF	TIME OF DAY
1 -		45.241	2:39.308	49.26	53.354	14:35:26.269
2 -	1:02.461	44.777	1:47.238	73.18	1.284	14:37:13.507
3 -	1:02.963	45.072	1:48.035	72.64	2.081	14:39:01.542
4 -	1:02.148	44.753	1:46.901 (3)	73.41	0.947	14:40:48.443
5 -	1:02.807	44.600	1:47.407	73.06	1.453	14:42:35.850
6 -	1:01.990	44.389	1:46.379 (2)	73.77	0.425	14:44:22.229
7 -	1:01.842	44.112	1:45.954 (1)	74.07		14:46:08.183

P22 132 GP Paul WHITING			Yamaha TZ250T - John Whiting			
IDEAL LAP TIME : 1:48.824		BEST LAP TIME : 1:48.887		DIFFERENCE : 0.063		
LAP	SECTOR 1	SECTOR 2	LAP TIME	MPH	DIFF	TIME OF DAY
1 -		46.043	2:40.375	48.93	51.488	14:35:27.336
2 -	1:03.381	46.399	1:49.780	71.48	0.893	14:37:17.116
3 -	1:03.426	46.069	1:49.495	71.67	0.608	14:39:06.611
4 -	1:02.898	45.989	1:48.887 (1)	72.07		14:40:55.498
5 -	1:03.121	45.926	1:49.047 (2)	71.96	0.160	14:42:44.545
6 -	1:04.144	46.024	1:50.168	71.23	1.281	14:44:34.713
7 -	1:03.357	46.009	1:49.366 (3)	71.75	0.479	14:46:24.079

P23 96 Giovanni BELIOSSI			Kawasaki NINJA300 - ASR Accident Storage Recovery			
IDEAL LAP TIME : 1:56.296		BEST LAP TIME : 1:56.466		DIFFERENCE : 0.170		
LAP	SECTOR 1	SECTOR 2	LAP TIME	MPH	DIFF	TIME OF DAY
1 -		48.733	2:03.958	63.31	7.492	14:34:50.919
2 -	1:09.069	48.547	1:57.616	66.72	1.150	14:36:48.535
3 -	1:08.797	48.455	1:57.252 (3)	66.93	0.786	14:38:45.787
4 -	1:09.086	48.308	1:57.394	66.85	0.928	14:40:43.181
5 -	1:08.709	47.913	1:56.622 (2)	67.29	0.156	14:42:39.803
6 -	1:09.363	48.087	1:57.450	66.82	0.984	14:44:37.253
7 -	1:08.383	48.083	1:56.466 (1)	67.38		14:46:33.719

P24 21 GP Stuart THURTLÉ			Yamaha TZ250B 3YL - TeamTortoise Racing			
IDEAL LAP TIME : 1:52.841		BEST LAP TIME : 1:52.841		DIFFERENCE : 0.000		
LAP	SECTOR 1	SECTOR 2	LAP TIME	MPH	DIFF	TIME OF DAY
1 -		48.548	2:45.871	47.31	53.030	14:35:32.832
2 -	1:06.660	47.903	1:54.563	68.50	1.722	14:37:27.395
3 -	1:06.493	48.352	1:54.845	68.33	2.004	14:39:22.240
4 -	1:05.971	47.918	1:53.889 (2)	68.90	1.048	14:41:16.129
5 -	1:06.058	48.003	1:54.061 (3)	68.80	1.220	14:43:10.190
6 -	1:05.317	47.524	1:52.841 (1)	69.54		14:45:03.031

P25 88 GP George PRINOS			Yamaha TZ250 - KAPPA PLANNING LTD			
IDEAL LAP TIME : 1:56.114		BEST LAP TIME : 1:56.512		DIFFERENCE : 0.398		
LAP	SECTOR 1	SECTOR 2	LAP TIME	MPH	DIFF	TIME OF DAY
1 -		51.168	3:04.170	42.61	1:07.658	14:35:51.131
2 -	1:11.203	50.503	2:01.706	64.48	5.194	14:37:52.837
3 -	1:09.416	50.246	1:59.662	65.58	3.150	14:39:52.499
4 -	1:09.611	48.679	1:58.290 (3)	66.34	1.778	14:41:50.789
5 -	1:08.124	48.388	1:56.512 (1)	67.35		14:43:47.301
6 -	1:07.726	49.398	1:57.124 (2)	67.00	0.612	14:45:44.425

Weather / Track : Cloudy / Dry

Cadwell Park
Circuit Length = 2.1800 miles
Start: 14:32 Flag 14:44 End: 14:46

BMCRC - MRO Championships 2021 - Rnd 3 @ Cadwell Park

EDlasia Formula 400 & Blue Haze GP

RACE 11 - BEST SECTORS

SECTOR 1			SECTOR 2			IDEAL / BEST COMPARISON						
POS	NO	NAME	TIME	NO	NAME	TIME	POS	NO	NAME	IDEAL	BEST	DIFF
									PERFECT LAP	1:38.141		
1	1	ATKINSON	57.082	117	HALL	41.059	1	1	ATKINSON	1:38.308	1:38.653	0.345
2	117	HALL	57.757	1	ATKINSON	41.226	2	117	HALL	1:38.816	1:39.586	0.770
3	51	WHOLEY	58.513	51	WHOLEY	42.010	3	51	WHOLEY	1:40.523	1:40.681	0.158
4	41	TATCHELL	58.754	41	TATCHELL	42.736	4	41	TATCHELL	1:41.490	1:41.761	0.271
5	22	BALLERINI	58.800	4	SEATH	42.971	5	4	SEATH	1:42.359	1:42.359	0.000
6	79	BURRILL	59.275	79	BURRILL	43.346	6	22	BALLERINI	1:42.493	1:42.683	0.190
7	4	SEATH	59.388	22	BALLERINI	43.693	7	79	BURRILL	1:42.621	1:42.901	0.280
8	12	MARTIN	1:00.329	12	MARTIN	43.793	8	12	MARTIN	1:44.122	1:44.632	0.510
9	3	BARRETT	1:00.504	551	WORTH	44.112	9	92	WAINWRIGHT	1:45.060	1:45.420	0.360
10	92	WAINWRIGHT	1:00.866	30	COOPER	44.182	10	30	COOPER	1:45.555	1:46.525	0.970
11	30	COOPER	1:01.373	91	NEAL	44.188	11	3	BARRETT	1:45.754	1:45.951	0.197
12	551	WORTH	1:01.842	92	WAINWRIGHT	44.194	12	551	WORTH	1:45.954	1:45.954	0.000
13	38	GIBSON	1:01.997	19	O'MARA	44.321	13	91	NEAL	1:46.397	1:47.207	0.810
14	85	ROBINSON	1:02.131	38	GIBSON	44.401	14	38	GIBSON	1:46.398	1:46.398	0.000
15	91	NEAL	1:02.209	3	BARRETT	45.250	15	19	O'MARA	1:47.067	1:47.067	0.000
16	47	CLARK	1:02.507	85	ROBINSON	45.277	16	85	ROBINSON	1:47.408	1:47.546	0.138
17	19	O'MARA	1:02.746	351	DIGBY-BAKER	45.480	17	351	DIGBY-BAKER	1:48.333	1:48.811	0.478
18	351	DIGBY-BAKER	1:02.853	75	LILLY	45.905	18	47	CLARK	1:48.585	1:48.721	0.136
19	132	WHITING	1:02.898	132	WHITING	45.926	19	132	WHITING	1:48.824	1:48.887	0.063
20	75	LILLY	1:04.342	47	CLARK	46.078	20	75	LILLY	1:50.247	1:50.247	0.000
21	222	EPPS	1:04.396	32	MURRAY	46.336	21	32	MURRAY	1:50.835	1:50.835	0.000
22	32	MURRAY	1:04.499	222	EPPS	46.444	22	222	EPPS	1:50.840	1:50.861	0.021
23	21	THURTL	1:05.317	21	THURTL	47.524	23	21	THURTL	1:52.841	1:52.841	0.000
24	88	PRINOS	1:07.726	96	BELIOSSI	47.913	24	88	PRINOS	1:56.114	1:56.512	0.398
25	96	BELIOSSI	1:08.383	88	PRINOS	48.388	25	96	BELIOSSI	1:56.296	1:56.466	0.170
26	174	BOWLER	1:09.422	174	BOWLER	51.993	26	174	BOWLER	2:01.415	2:01.415	0.000
27												
28												

Weather / Track : Cloudy / Dry

Results can be found at www.tsl-timing.com

Cadwell Park

Circuit Length = 2.1800 miles

Start: 14:32 Flag 14:44 End: 14:46

Printed - 14:48 Sunday, 27 June 2021

BMCRC - MRO Championships 2021 - Rnd 3 @ Cadwell Park

EDlasia Formula 400 & Blue Haze GP

RACE 11 - STATISTICS

Competitors Started 27
Planned Start 2021-06-27 @ 14:00:00.000
Actual Start 2021-06-27 @ 14:32:46.960
Finish Time 2021-06-27 @ 14:44:49.905
Track Length 2.1800mi.
Total Laps 179
Total Distance Covered 390.2233mi.

Session Fastest Lap History

NO	CL	NAME	LAP TIME	TIME OF DAY	LAP	VEHICLE
4		James SEATH	1:47.994	14:34:34.984	1	Kawasaki ZXR400 L9
41		Marcus TATCHELL	1:42.548	14:36:17.883	2	Honda VFR400
1	GP	Phil ATKINSON	1:39.458	14:36:57.794	2	Yamaha TZ350
1	GP	Phil ATKINSON	1:38.653	14:38:36.446	3	Yamaha TZ350

Session Leader History

NO	CL	NAME	FROM LAP	LAPS LED	DISTANCE	VEHICLE
4		James SEATH	1	1	2.18 miles	Kawasaki ZXR400 L9
41		Marcus TATCHELL	2	6	13.08 miles	Honda VFR400

Flag History

TYPE	TIME OF DAY
GREEN	14:32:46.960
FINISH	14:44:49.905

Flag Statistics

TYPE	COUNT	TOTAL LAPS	TOTAL TIME
Green	1	7	13:50.289
Red	0	0	0.000
Safety Car	0	0	0.000
FCY	0	0	0.000

BMCRC - MRO Championships 2021 - Rnd 3 @ Cadwell Park

EDlasia Formula 400 & Blue Haze GP

RACE 11 - STATISTICS

CLASS :

8 Starters

Fastest Lap History

NO	NAME	LAP TIME	TIME OF DAY	LAP	VEHICLE
4	James SEATH	1:47.994	14:34:34.984	1	Kawasaki ZXR400 L9
41	Marcus TATCHELL	1:42.548	14:36:17.883	2	Honda VFR400
41	Marcus TATCHELL	1:42.038	14:41:25.640	5	Honda VFR400
41	Marcus TATCHELL	1:41.761	14:43:07.403	6	Honda VFR400

Leader History

NO	NAME	FROM LAP	LAPS LED	DISTANCE	VEHICLE
4	James SEATH	1	1	2.18 miles	Kawasaki ZXR400 L9
41	Marcus TATCHELL	2	6	13.08 miles	Honda VFR400

BMCRC - MRO Championships 2021 - Rnd 3 @ Cadwell Park

EDlasia Formula 400 & Blue Haze GP

RACE 11 - STATISTICS

CLASS : R

2 Starters

Fastest Lap History

NO	NAME	LAP TIME	TIME OF DAY	LAP	VEHICLE
75	Aaron LILLY	1:58.837	14:34:45.841	1	Yamaha R3
75	Aaron LILLY	1:51.081	14:36:36.921	2	Yamaha R3
75	Aaron LILLY	1:50.832	14:38:27.753	3	Yamaha R3
75	Aaron LILLY	1:50.247	14:44:00.612	6	Yamaha R3

Leader History

NO	NAME	FROM LAP	LAPS LED	DISTANCE	VEHICLE
75	Aaron LILLY	1	7	15.26 miles	Yamaha R3

BMCRC - MRO Championships 2021 - Rnd 3 @ Cadwell Park

EDlasia Formula 400 & Blue Haze GP

RACE 11 - STATISTICS

CLASS : S

3 Starters

Fastest Lap History

NO	NAME	LAP TIME	TIME OF DAY	LAP	VEHICLE
30	Alan COOPER	1:54.529	14:34:41.519	1	Yamaha TZR250
30	Alan COOPER	1:46.910	14:36:28.429	2	Yamaha TZR250
30	Alan COOPER	1:46.565	14:40:01.999	4	Yamaha TZR250
30	Alan COOPER	1:46.525	14:43:37.484	6	Yamaha TZR250

Leader History

NO	NAME	FROM LAP	LAPS LED	DISTANCE	VEHICLE
30	Alan COOPER	1	7	15.26 miles	Yamaha TZR250

BMCRC - MRO Championships 2021 - Rnd 3 @ Cadwell Park

EDlasia Formula 400 & Blue Haze GP

RACE 11 - STATISTICS

CLASS : GP

14 Starters

Fastest Lap History

NO	NAME	LAP TIME	TIME OF DAY	LAP	VEHICLE
117	Stuart HALL	2:31.222	14:35:18.195	1	Yamaha TZ250
1	Phil ATKINSON	1:39.458	14:36:57.794	2	Yamaha TZ350
1	Phil ATKINSON	1:38.653	14:38:36.446	3	Yamaha TZ350

Leader History

NO	NAME	FROM LAP	LAPS LED	DISTANCE	VEHICLE
117	Stuart HALL	1	1	2.18 miles	Yamaha TZ250
1	Phil ATKINSON	2	6	13.08 miles	Yamaha TZ350